

# 50s Progression

"It's smooth, and its sweet, and everybody likes it."  
Attributed to Hank Green, Chicago guitarist.

Display Edition of January 12, 2022

40 Songs – 130 Pages

A Teenager In Love (C & G)	3
All I Have To Do Is Dream (C D G)	5
Beyond The Sea (C F G) ( <i>Two Pages</i> )	69
Blue Moon (C & G)	8
Book of Love (C F G)	10
Crocodile Rock (C & G) ( <i>Two Pages</i> )	75
Donna (C F G)	13
Duke of Earl (C F G)	16
Earth Angel (C D G)	19
Every Breath You Take (C & G)	22
Heart and Soul (C & G) ( <i>Two Pages</i> )	79
I Will Always Love You (C & G)	24
Lollypop (A C G)	26
Love and Honesty (C & G) ( <i>Two Pages</i> )	83
Love Hurts (C F G)	29
Love Will Keep Us Alive (C & G) ( <i>Two Pages</i> )	87
Octopus' Garden (C E G)	32
Please Mr. Postman – The Beatles (A C G)	35
Please Mr. Postman – The Marvelettes (C D G)	38
Pretty Little Angel Eyes (C D G) ( <i>Two Pages</i> )	91
Return To Sender (C & G)	41
Runaround Sue (C D G) ( <i>Two Pages</i> )	97
Sh-Boom (Life Could Be A Dream) (C F G) ( <i>Two Pages</i> )	103
Shine On, Harvest Moon (Am Dm Em) ( <i>Two Pages</i> )	109
Stand By Me (A C G)	43
Take Me Home, Country Road (C & G) [ I iv V VI I ]	46
Tell Me Why (C D G)	48

This Boy (C D G)	51
This Magic Moment (C & G)	54
Unchained Melody (C F G)	56
Where Have All The Flowers Gone (C & G)	59
Who Put The Bomp (C & G)	61
Why Do Fools Fall In Love (C & G)	63
You Don't Own Me (Leslie Gore) (C D G)	65
<b>Halloween</b>	
Monster Mash (C & G) ( <i>Two Pages</i> )	115
<b>Thanksgiving</b>	
Plenty to be Thankful For (C & G)	119
<b>Christmas</b>	
Christmas (Baby Please Come Home) (C & G)	121
I Heard The Bells On Christmas Day (Marks) (C F G)	123
It's The Most Wonderful Time of the Year (C F G)	126
Last Christmas (C & G)	129

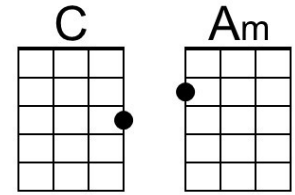
**A Teenager in Love (Doc Pomus and Mort Shuman, 1959) (C)**

A Teenager in Love by Dion and The Belmonts (1959) (C#) (capo on fret 1)

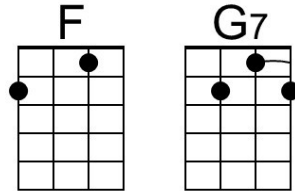
4/4 Time – Tempo = 79 BPM

**Intro (Chords of First line)**

C Am F G7 C Am F G7  
Oooooo..oooo..wah-oooo..oooo.. Oooooo..oooo..wah-oooo..oooo..

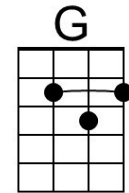


C Am F G7  
Each time we have a quarrel, it almost breaks my heart,  
C Am F G7  
Cause I am so afraid that we will have to part.



**Chorus 1**

C Am F G7  
Each night I ask .. the stars up a-bove:  
C Am F G7///  
\_ “Why must I be a teen-ager in love?”



C Am F G7  
One day I feel so happy, next day I feel so sad  
C Am F G7  
I guess I'll learn to take, the good with the bad.

**Chorus 2**

C Am F G7  
Each night I ask the stars up a-bove  
C Am F C7///  
\_ “Why must I be a teen-ager in love?”

**Bridge**

F G7 F G7  
I cried a tear, for nobody but you.  
F G7 F G7  
I'll be a lonely one if you should say were through.

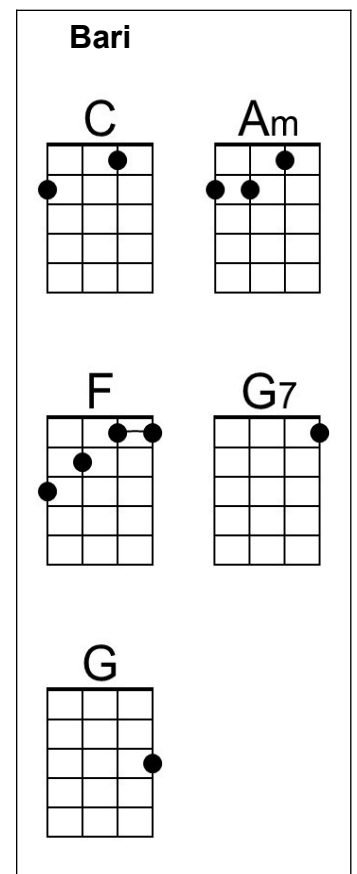
C Am F G7  
Well if you want to make me cry, that won't be hard to do  
C Am F G7  
And if you say goodbye, I'll still go on loving you.

**Repeat from Chorus 2.**

**Chorus 1**

**Outro**

C Am F G - G7  
\_ “Why must I be a teen-ager in love?” (3x. End on G)



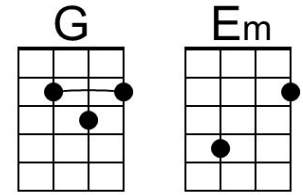
# A Teenager in Love (Doc Pomus and Mort Shuman, 1959) (G)

A Teenager in Love by Dion and The Belmonts (1959) (C#)

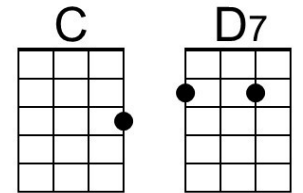
4/4 Time – Tempo = 79 BPM

## Intro (Chords of First line)

G Em C D7 G Em C D7  
 Oooooo..oooo..wah-oooo..oooo.. Oooooo..oooo..wah-oooo..oooo..

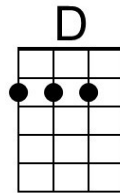


G Em C D7  
 Each time we have a quarrel, it almost breaks my heart,  
 G Em C D7  
 Cause I am so afraid that we will have to part.



## Chorus 1

G Em C D7  
 Each night I ask .. the stars up a-bove:  
 G Em C D7///  
 \_ "Why must I be a teen-ager in love?"



G Em C D7  
 One day I feel so happy. next day I feel so sad  
 G Em C D7  
 I guess I'll learn to take. the good with the bad.

## Chorus 2

G Em C D7  
 Each night I ask the stars up a-bove  
 G Em C G7///  
 \_ "Why must I be a teen-ager in love?"

## Bridge

C D7 C D7  
 I cried a tear, for nobody but you.  
 C D7 C D7  
 I'll be a lonely one if you should say were through.

G Em C D7  
 Well if you want to make me cry, that won't be hard to do  
 G Em C D7  
 And if you say goodbye, I'll still go on loving you.

## Repeat from Chorus 2

## Chorus 1

## Outro

G Em C D - D7  
 \_ "Why must I be a teen-ager in love?" (3x. End on D)

Bari

A collection of Bari guitar chord diagrams. It includes diagrams for G major (3rd fret, 3rd, 2nd, 1st strings), E minor (2nd fret, 4th, 3rd, 2nd strings), C major (1st fret, 2nd, 3rd, 4th strings), D7 (2nd fret, 2nd, 3rd, 4th strings), and D major (2nd fret, 2nd, 3rd, 4th strings).



# All I Have to Do Is Dream (Boudleaux Bryant, 1958) (C)

All I Have To Do Is Dream by The Everly Brothers (E)

Tempo = 96 BPM

**Intro:** Single strum of C followed by:

C Am F G C Am F G

Dre-eam, dream dream dream; Dre-eam, dream dream dream

C Am F G C Am F G

When I want you \_\_\_ in my arms, when I want you \_\_\_ and all your charms

C Am F G C Am F G

When-ever I want you, all I have to do, is dream, dream dream dream

C Am F G C Am F G

When I feel blue \_\_\_ in the night, and I need you \_\_\_ to hold me tight

C Am F G C F C C7

When-ever I want you, all I have to do, is Dreeeeam.

**Reprise:**

F Em Dm G C

I can make you mine, taste your lips of wine, any time, \_ night or day

F Em D7 G

Only trouble is, \_\_\_ gee whiz, I'm dreamin' my life a-way

C Am F G C Am F G

I need you so \_\_\_ that I could die, I love you so, \_\_\_ and that is why

C Am F G C Am F G

When-ever I want you, all I have to do, is Dream, dream dream dream,

C F C C7

Dreeeeam

**Reprise**

C Am F G C Am F G

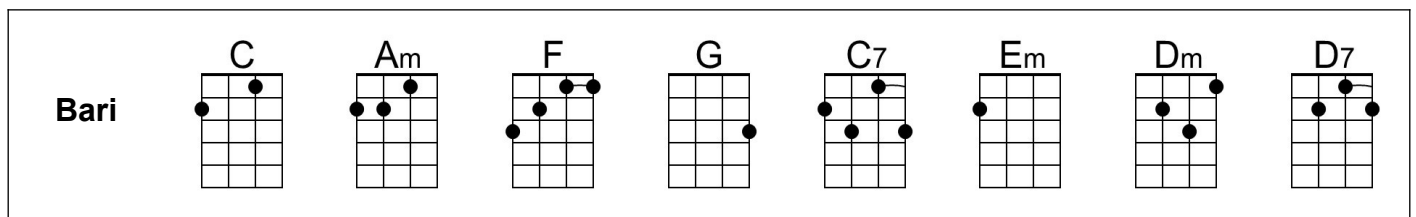
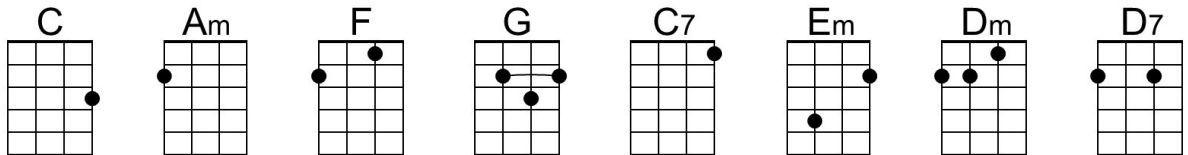
I need you so \_\_\_ that I could die, I love you so, \_\_\_ and that is why

C Am F G

When-ever I want you, all I have to do, is

C Am F G

Dre-eam, dream dream dream. **(3x; end on G)**



All I Have to Do Is Dream (Boudleaux Bryant, 1958) (D)

All I Have To Do Is Dream by The Everly Brothers (E)

Tempo = 96 BPM

**Intro:** Single strum of F followed by:

D Bm G A D Bm G A

Dre-eam, dream dream dream; Dre-eam, dream dream dream

D Bm G A D Bm G A

When I want you \_\_\_ in my arms, when I want you \_\_\_ and all your charms

D Bm G A D Bm G A

When-ever I want you, all I have to do, is dream, dream dream dream

D Bm G A D Bm G A

When I feel blue \_\_\_ in the night, and I need you \_\_\_ to hold me tight

D Bm G A D G D D7

When-ever I want you, all I have to do, is Dreeeeam.

**Reprise**

G F#m Em A D

I can make you mine, taste your lips of wine, any time, \_ night or day

G F#m E7 A

Only trouble is, \_\_\_ gee whiz, I'm dreamin' my life a-way.

D Bm G A D Bm G A

I need you so \_\_\_ that I could die, I love you so, \_\_\_ and that is why

D Bm G A D Bm G A

When-ever I want you, all I have to do, is Dream, dream dream dream,

D G D D7

Dreeeeam.

**Reprise**

D Bm G A D Bm G A

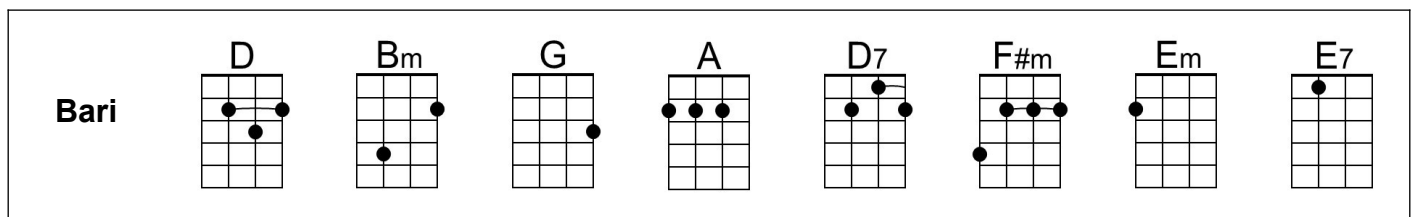
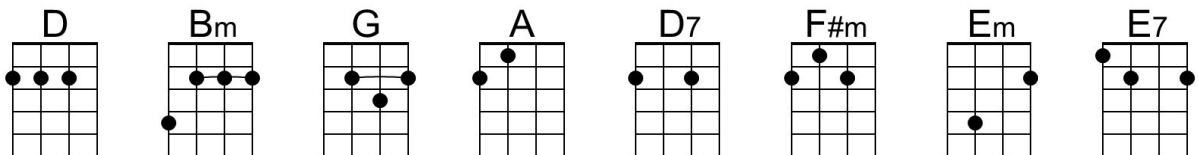
I need you so \_\_\_ that I could die, I love you so, \_\_\_ and that is why

D Bm G A

When-ever I want you, all I have to do, is

D Bm G C

Dre-eam, dream dream dream. (3x; end on D)



All I Have to Do Is Dream (Boudleaux Bryant, 1958) (G)

All I Have To Do Is Dream by The Everly Brothers (E)

Tempo = 96 BPM

**Intro:** Single strum of G followed by:

G Em C D G Em C D

Dre-eam, dream dream dream; Dre-eam, dream dream dream

G Em C D G Em C D

When I want you \_\_\_ in my arms, when I want you \_\_\_ and all your charms

G Em C D G Em C D

Whenever I want you, all I have to do, is dream, dream dream dream

G Em C D G Em C D

When I feel blue \_\_\_ in the night, and I need you \_ to hold me tight

G Em C D G C G G7

Whenever I want you, all I have to do, is Dreeeeeam.

**Reprise:**

C Bm Am D G

I can make you mine, taste your lips of wine, any time, \_ night or day

C Bm A7 D

Only trouble is, \_\_\_ gee whiz, I'm dreamin' my life a-way

G Em C D G Em C D

I need you so \_\_\_ that I could die, I love you so, \_\_\_ and that is why

G Em C D G Em C D

When-ever I want you, all I have to do, is Dream, dream dream dream,

G C G G7

Dreeeeeam **Reprise**

G Em C D G Em C D

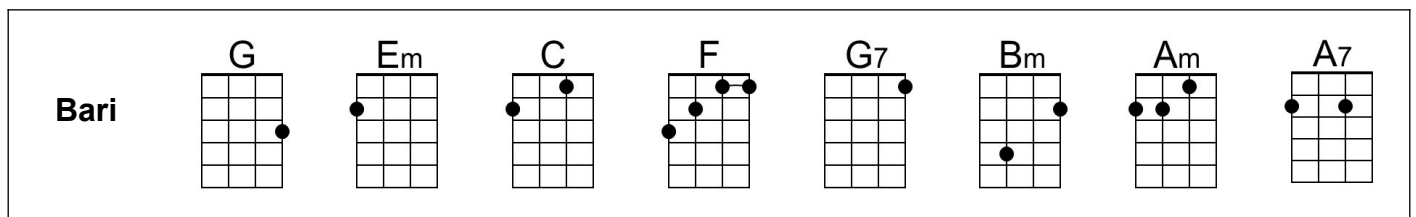
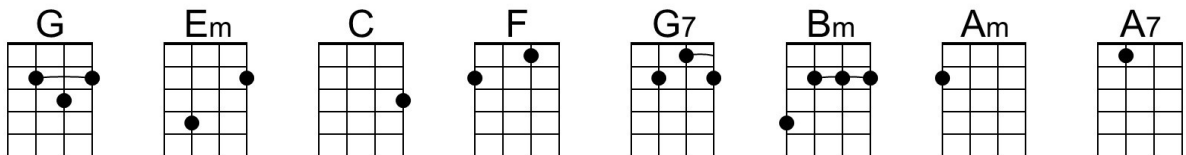
I need you so \_\_\_ that I could die, I love you so, \_\_\_ and that is why

G Em C D

When-ever I want you, all I have to do, is

G Em C D

Dre-eam, dream dream dream. **(3x; end on C)**



# Blue Moon (Richard Rodgers & Lorenz Hart, 1934) (C)

Blue Moon by The Marceles (1961) (G / 128 BPM) – By Frank Sinatra (C# - 114 BPM)

**Intro** C | Am | F | G7

C Am F G7 C Am F  
Blue moon, You saw me standing alone.

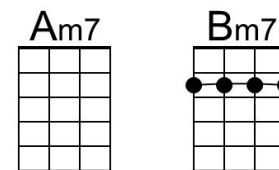
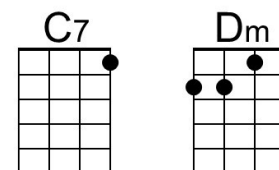
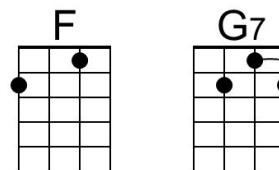
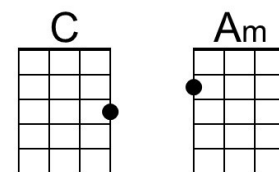
G7 C Am F  
Without a dream in my heart,

G7 C Am F G7  
Without a love of my own.

C Am F G7 C Am F  
Blue moon, You knew just what I was there for,

G7 C Am F  
You heard me saying a prayer for,

G7 C F C C7  
Someone I really care for.



**Chorus**

Dm G7 C - Am  
And then there suddenly ap-peared be-fore me.

Dm G7 C  
The only one my heart could ever hold.

Am7 Bm7 Em  
I heard some-body whisper, please a-dore me.

C D7 G G7  
And when I looked, the moon had turned to gold.

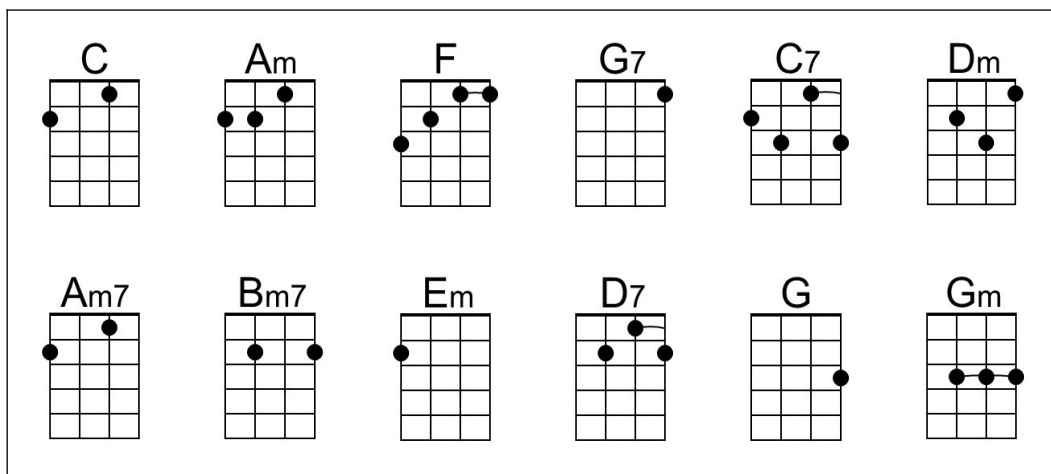
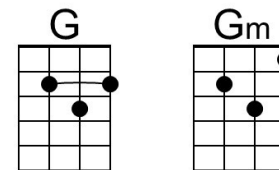
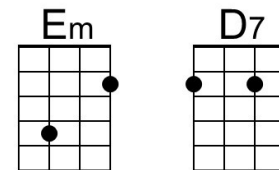
C Am F G7 C Am F  
Blue moon, Now I'm no longer alone.

G7 C Am F G7 C Am F G7  
Without a dream in my heart, Without a love of my own. **Chorus**

C Am F G7 C Am F  
Blue moon, You saw me standing alone.

G7 C Am F  
Without a dream in my heart,

G7 C F C Gm C  
Without a love of my own. Blue.....Moon.





# Blue Moon (Richard Rodgers & Lorenz Hart, 1934) (G)

Blue Moon by The Marceles (1961) (G / 128 BPM) – By Frank Sinatra (C# - 114 BPM)

**Intro** G | Em | C | D7

G Em C D7 G Em C  
Blue moon, You saw me standing alone.

D7 G Em C

Without a dream in my heart,

D7 G Em C D7

Without a love of my own.

G Em C D7 G Em C

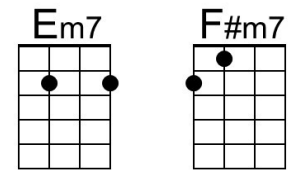
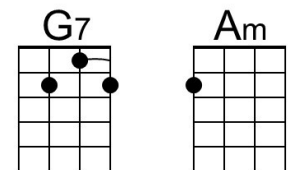
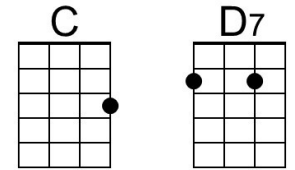
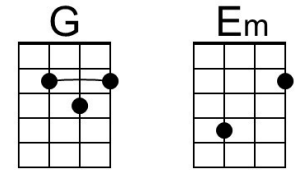
Blue moon, You knew just what I was there for,

D7 G Em C

You heard me saying a prayer for,

D7 G C G G7

Someone I really care for.



**Chorus**

Am D7 G - Em  
And then there suddenly ap-peared be-fore me.

Am D7 G

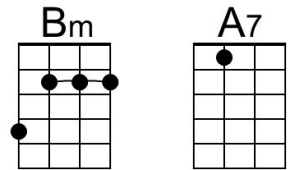
The only one my heart could ever hold.

Em7 F#m7 Bm

I heard some-body whisper, please a-dore me.

G A7 D D7

And when I looked, the moon had turned to gold.



G Em C D7 G Em C  
Blue moon, Now I'm no longer alone.

D7 G Em C D7 G Em C D7

Without a dream in my heart, Without a love of my own. **Chorus**

G Em C D7 G Em C

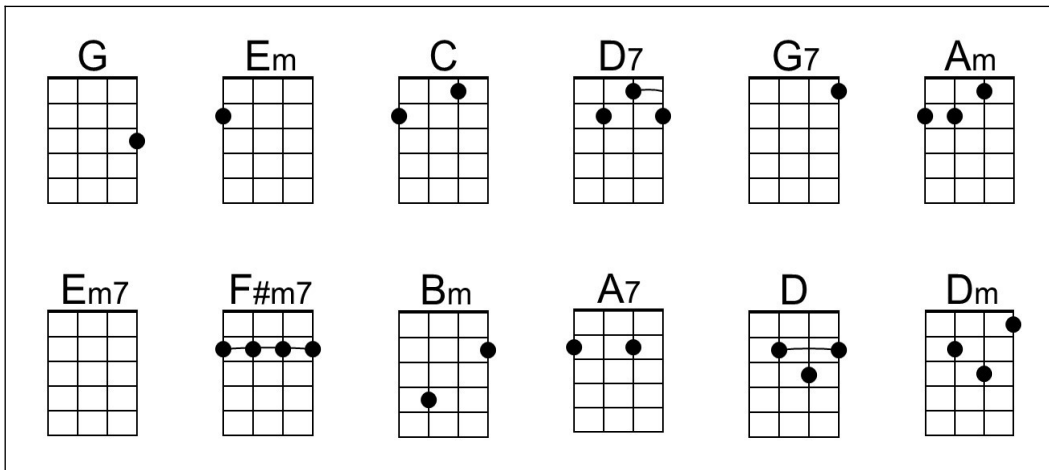
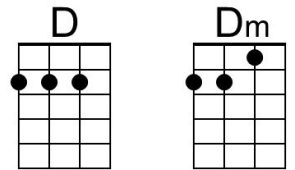
Blue moon, You saw me standing alone.

D7 G Em C

Without a dream in my heart,

D7 G C G Dm G

Without a love of my own. Blue.....Moon.



# Book of Love (C)

Warren Davis, George Malone and Charles Patrick, 1957

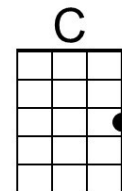
Book of Love by The Monotones (Bb)

2/2 – 100 BPM

**Chorus**

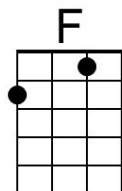
C F C

I wonder, wonder who-oo-oo, who. Who wrote the book of love?



C Am Dm7 G7  
Tell me, tell me, tell me, oh, who wrote the Book Of Love?

C Am Dm7 G7  
I've got to know the answer, someone from a-bove? **Chorus**



C Am Dm7 G7  
I love you darlin', baby, you know I do.  
C Am Dm7 G7  
But I've got to see this book of love, find out why it's true. **Chorus**

**Bridge**

F C  
Chapter One says to love her, love her with all your heart.

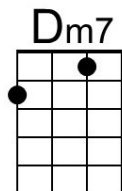
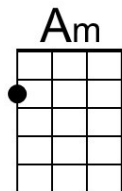
F  
Chapter Two you tell her, you're

G7  
Never, never, never, never, never gonna part.

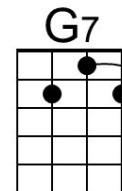
C Am Dm7 G7  
In Chapter Three re-member, the meaning of ro-mance.

C Am  
In Chapter Four you break up,

C Am  
But you give her just one more chance. Oh, **Chorus**



C Am Dm7 G7  
Baby, baby, baby, I love you, yes I do.  
C Am Dm7 G7  
Well it says so in this book of love, ours is the one that's true. **Chorus**



**Repeat from Bridge.**

C F C  
I wonder who . . . who wrote the Book of Love? **Outro**

Bari

# Book of Love (F)

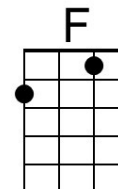
Warren Davis, George Malone and Charles Patrick, 1957

Book of Love by The Monotones (Bb)

2/2 – 100 BPM

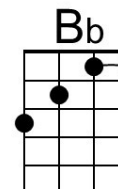
**Chorus**

F Bb F  
I wonder, wonder who-oo-oo, who. Who wrote the book of love?



F Dm Gm7 C7  
Tell me, tell me, tell me, oh, who wrote the Book Of Love?

F Dm Gm7 C7  
I've got to know the answer, someone from a-bove? **Chorus**



F Dm Gm7 C7  
I love you darlin', baby, you know I do.

F Dm Gm7 C7  
But I've got to see this book of love, find out why it's true. **Chorus**

**Bridge**

Bb F  
Chapter One says to love her, love her with all your heart.

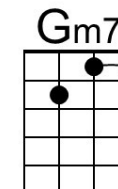
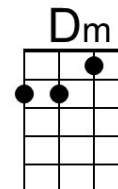
Bb  
Chapter Two you tell her, you're

C7  
Never, never, never, never, never gonna part.

F Dm Gm7 C7  
In Chapter Three re-member, the meaning of ro-mance.

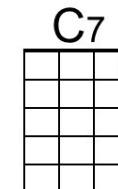
F Dm  
In Chapter Four you break up,

F Dm  
But you give her just one more chance. Oh, **Chorus**



F Dm Gm7 C7  
Baby, baby, baby, I love you, yes I do.

F Dm Gm7 C7  
Well it says so in this book of love, ours is the one that's true. **Chorus**



**Repeat from Bridge.**

F Bb F  
I wonder who . . . who wrote the Book of Love? **Outro**

Bari

A box containing five guitar fingerboard diagrams for Bari guitar. From left to right: F (first string open, second and third strings first fret), Bb (first string open, second and third strings second fret), Dm (first string open, second and third strings second fret), Gm7 (first string open, second string second fret, third string third fret), and C7 (first string open, second string second fret, third string first fret).

# Book of Love (G)

Warren Davis, George Malone and Charles Patrick, 1957

Book of Love by The Monotones (Bb)

2/2 – 100 BPM

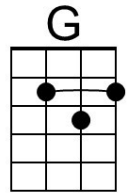
**Chorus**

G

C

G

I wonder, wonder who-oo-oo, who. Who wrote the book of love?



G

Em

Am7

D7

Tell me, tell me, tell me, oh, who wrote the Book Of Love?

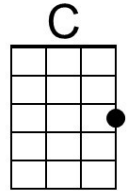
G

Em

Am7

D7

I've got to know the answer, someone from a-bove? **Chorus**



G

Em

Am7

D7

I love you darlin', baby, you know I do.

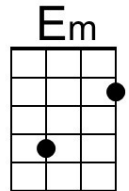
G

Em

Am7

D7

But I've got to see this book of love, find out why it's true. **Chorus**



C

G

Chapter One says to love her, love her with all your heart. **Bridge**

C

Chapter Two you tell her, you're

D7

Never, never, never, never, never gonna part.

G

Em

Am7

D7

In Chapter Three re-member, the meaning of ro-mance.

G

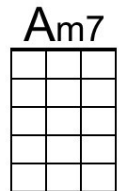
Em

In Chapter Four you break up,

G

Em

But you give her just one more chance. Oh, **Chorus**



G

Em

Am7

D7

Baby, baby, baby, I love you, yes I do.

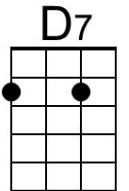
G

Em

Am7

D7

Well it says so in this book of love, ours is the one that's true. **Chorus**



G

C

G

I wonder who . . . who wrote the Book of Love? **Outro**

**Repeat from Bridge.**

Bari	<p>G</p>	<p>C</p>	<p>Em</p>	<p>Am7</p>	<p>D7</p>
------	----------	----------	-----------	------------	-----------

**Donna (Ritchie Valens, 1958) (C)**

Donna by Ritchie Valens (F – 100 BPM)

Donna by Los Lobos (1987) (F# – 115 BPM)

**Chorus**

**C Am F G C Am F G**  
Oh, Donna, Oh, Donna, Oh, Donna, Oh, Donna.

**C Am F G**  
I had a girl, Donna was her name

**C Am F G**  
Since she left me I've never been the same

**C Am F G C**  
'Cause I love my girl, Donna, where can you be?

**F G**  
Where can you be?

**C Am F G**  
Now that you're gone, I'm left all alone

**C Am F G**  
All by my-self to wander and roam

**C Am F G C**  
'Cause I love my girl, Donna, where can you be?

**F C C7**  
Where can you be?

**Bridge**

**F**  
Well, darlin', now that you're gone,

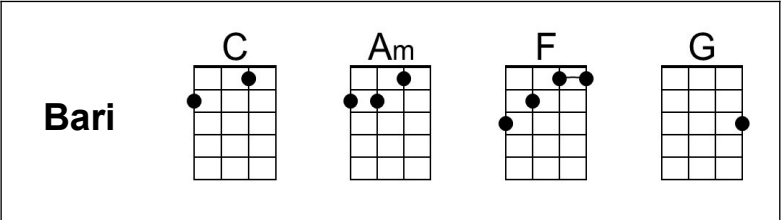
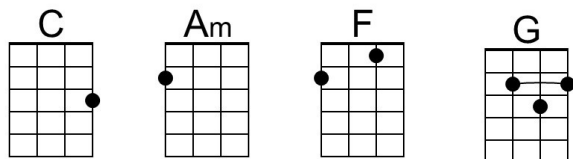
**C**  
I don't know what I'll do.

**F G**  
All the time and all my love for you.

**Repeat Verse 1. Repeat Chorus.**

**Outro**

**C Am F G C Am F G C**  
Oh, Donna, Oh, Donna, Oh, Donna, Oh, Donna. Oh.



**Donna (Ritchie Valens, 1958) (F)**

Donna by Ritchie Valens (F – 100 BPM)  
Donna by Los Lobos (1987) (F# – 115 BPM)

**Chorus**

F Dm Bb C F Dm Bb C  
 Oh, Donna, Oh, Donna, Oh, Donna, Oh, Donna.

F Dm Bb C  
 I had a girl, Donna was her name

F Dm Bb C  
 Since she left me I've never been the same

F Dm Bb C F  
 'Cause I love my girl, Donna, where can you be?

Bb C  
 Where can you be?

F Dm Bb C  
 Now that you're gone, I'm left all alone

F Dm Bb C  
 All by my-self to wander and roam

F Dm Bb C F  
 'Cause I love my girl, Donna, where can you be?

Bb F F7  
 Where can you be?

**Bridge**

Bb  
 Well, darlin', now that you're gone,

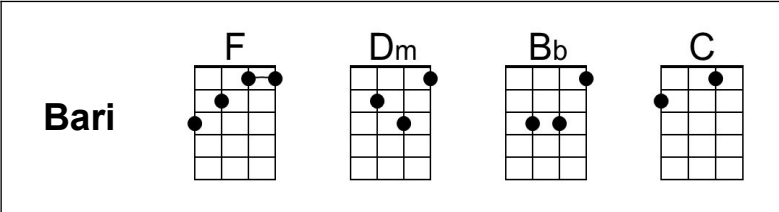
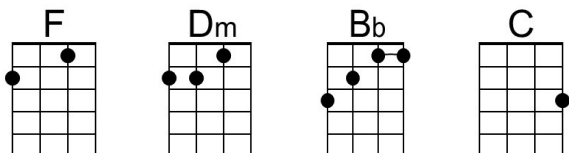
F  
 I don't know what I'll do.

Bb C  
 All the time and all my love for you.

**Repeat Verse 1. Repeat Chorus.**

**Outro**

F Dm Bb C F Dm Bb C F  
 Oh, Donna, Oh, Donna, Oh, Donna, Oh, Donna. Oh.



**Donna (Ritchie Valens, 1958) (G)**

Donna by Ritchie Valens (F – 100 BPM)

Donna by Los Lobos (1987) (F# – 115 BPM)

**Chorus**

**G C D G C D**  
Oh, Donna, Oh, Donna, Oh, Donna, Oh, Donna.

**G C D**  
I had a girl, Donna was her name

**G C D**  
Since she left me I've never been the same

**G C D G**  
'Cause I love my girl, Donna, where can you be?

**C D**  
Where can you be?

**G C D**  
Now that you're gone, I'm left all alone

**G C D**  
All by myself to wander and roam

**G C D G**  
'Cause I love my girl, Donna, where can you be?

**C G G7**  
Where can you be?

**Bridge**

**C**  
Well, darlin', now that you're gone,

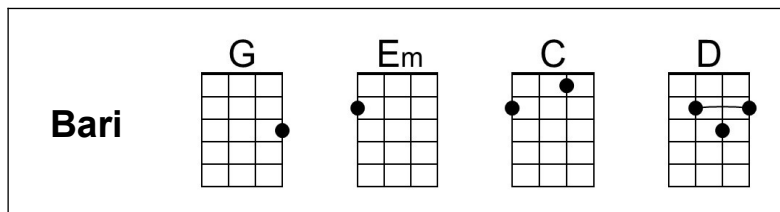
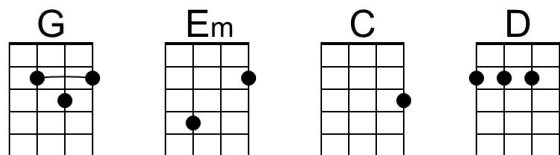
**G**  
I don't know what I'll do.

**C D**  
All the time and all my love for you.

**Repeat Verse 1. Repeat Chorus.**

**Outro**

**G Em C D G Em C D G**  
Oh, Donna, Oh, Donna, Oh, Donna, Oh, Donna. Oh.



# Duke of Earl (C)

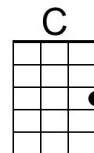
(Gene Chandler, Earl Edwards & Bernice Williams, 1961)

Duke of Earl by Gene Chandler (1961) (F) – Duke of Earl by Sha-Na-Na (at Woodstock)

4/4 – 101 BPM

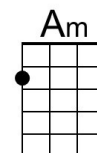
## Intro

**C** **Am** **F**  
Duke, Duke, Duke, Duke of Earl. Duke, Duke, Duke of Earl.



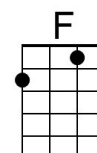
**G** **C**  
Duke, Duke, Duke of Earl. Duke, Duke, Duke of Earl.

**Am** **F**  
Duke, Duke, Duke of Earl. Duke, Duke, Duke of Earl.



**G**  
Duke, Duke, Duke of Earl. Duke, Duke.

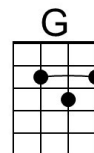
**C** **Am** **F** **G**  
As I walk through this world, nothing can stop the Duke of Earl.



**C** **Am** **F** **G**  
And you, you are my girl, and no one can hurt you, oh, no.

## Chorus 1

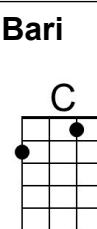
**C** **Am**  
Yes, I, oh, I'm gonna love you, oh, oh.



**F** **G**  
Come on let me hold you, darlin', 'Cause I'm the Duke of Earl.

**G**  
So, yeah, yeah, yeah, yeah.

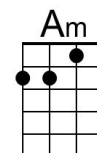
**C** **Am** **F** **G**  
And when I hold you, you'll be my duchess, the Duchess of Earl.



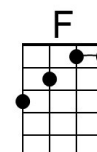
**C** **Am** **F** **G**  
We'll walk through my dukedom, and a paradise we will share.

## Chorus 2

**C** **Am** **F**  
Yes, I, oh, I'm gonna love you, oh, oh. Nothing can stop us now,



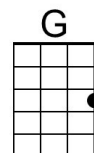
**G**  
'Cause I'm the Duke of Earl. So, yeah, yeah, yeah, yeah.



## Repeat Intro. Chorus 2.

## Outro

**C** **Am** **F**  
Duke, Duke, Duke, Duke of Earl. Duke, Duke, Duke of Earl.



**G** | **C**  
Duke, Duke, Duke of Earl.



# Duke of Earl (F)

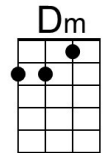
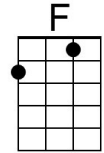
(Gene Chandler, Earl Edwards & Bernice Williams, 1961)

Duke of Earl by Gene Chandler (1961) (F) – Duke of Earl by Sha-Na-Na (at Woodstock)

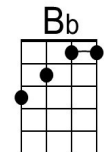
4/4 – 101 BPM

## Intro

F Dm Bb  
 Duke, Duke, Duke, Duke of Earl. Duke, Duke, Duke of Earl.  
 C F  
 Duke, Duke, Duke of Earl. Duke, Duke, Duke of Earl.  
 Dm Bb  
 Duke, Duke, Duke of Earl. Duke, Duke, Duke of Earl.  
 C  
 Duke, Duke, Duke of Earl. Duke, Duke.

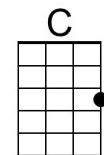


F Dm Bb C  
 As I, I walk through this world, nothing can stop the Duke of Earl.  
 F Dm Bb C  
 And you, you are my girl, and no one can hurt you, oh, no.



## Chorus 1

F Dm  
 Yes, I, oh, I'm gonna love you, oh, oh.  
 Bb C  
 Come on let me hold you, darlin', 'Cause I'm the Duke of Earl.  
 C  
 So, yeah, yeah, yeah, yeah.



F Dm Bb C  
 And when I hold you, you'll be my duchess, the Duchess of Earl.  
 F Dm Bb C  
 We'll walk through my dukedom, and a paradise we will share.

**Bari**

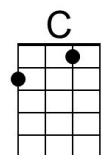
## Chorus 2

F Dm Bb  
 Yes, I, oh, I'm gonna love you, oh, oh. Nothing can stop us now,  
 C  
 'Cause I'm the Duke of Earl. So, yeah, yeah, yeah, yeah.

## Repeat Intro. Chorus 2.

## Outro

F Dm Bb  
 Duke, Duke, Duke, Duke of Earl. Duke, Duke, Duke of Earl.  
 C | F  
 Duke, Duke, Duke of Earl.



# Duke of Earl (G)

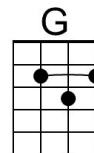
(Gene Chandler, Earl Edwards & Bernice Williams, 1961)

Duke of Earl by Gene Chandler (1961) (F) – Duke of Earl by Sha-Na-Na (at Woodstock)

4/4 – 101 BPM

## Intro

**G** **Em** **C**  
 Duke, Duke, Duke, Duke of Earl. Duke, Duke, Duke of Earl.



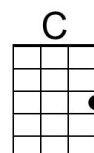
**D** **G**  
 Duke, Duke, Duke of Earl. Duke, Duke, Duke of Earl.

**Em** **C**  
 Duke, Duke, Duke of Earl. Duke, Duke, Duke of Earl.



**D**  
 Duke, Duke, Duke of Earl. Duke, Duke.

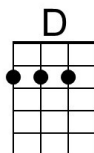
**G** **Em** **C** **D**  
 As I walk through this world, nothing can stop the Duke of Earl.



**G** **Em** **C** **D**  
 And you, you are my girl, and no one can hurt you, oh, no.

## Chorus 1

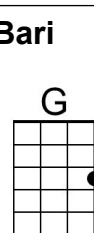
**G** **Em**  
 Yes, I, oh, I'm gonna love you, oh, oh.



**C** **D**  
 Come on let me hold you, darlin', 'Cause I'm the Duke of Earl.

**D**  
 So, yeah, yeah, yeah, yeah.

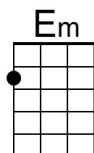
**G** **Em** **C** **D**  
 And when I hold you, you'll be my duchess, the Duchess of Earl.



**G** **Em** **C** **D**  
 We'll walk through my dukedom, and a paradise we will share.

## Chorus 2

**G** **Em** **C**  
 Yes, I, oh, I'm gonna love you, oh, oh. Nothing can stop us now,

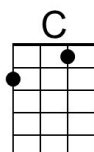


**D**  
 'Cause I'm the Duke of Earl. So, yeah, yeah, yeah, yeah.

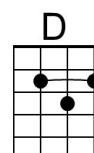
## Repeat Intro. Chorus 2.

## Outro

**G** **Em** **C**  
 Duke, Duke, Duke, Duke of Earl. Duke, Duke, Duke of Earl.



**D** | **G**  
 Duke, Duke, Duke of Earl.



**Bari**

Earth Angel (Jesse Belvin, Gaynel Hodge & Curtis Williams, 1954) (C)

Earth Angel by The Penguins (1954) (Ab)

4/4 – 69 BPM

**Intro (x2)** C Am | Dm7 G7 |

C Am Dm7 G7  
Earth angel, earth angel, \_\_\_ will you be mine?

C Am Dm7 G7  
\_ My darling dear, love you all the time.

C Am Dm7 G7 C Am | Dm7 G7  
\_ I'm just a fool, \_\_\_ a fool in love with you.

C Am Dm7 G7  
Earth angel, earth angel, \_\_\_ the one I a-dore.

C Am Dm7 G7  
\_ Love you for-ever and ever more.

C Am Dm7 G7 C | C7  
\_ I'm just a fool, \_\_\_ a fool in love with you.

**Chorus**

F Fm C Dm7 G7 C  
I fell for you \_ and I knew the vision of your love's loveli-ness,

F Fm C Am  
I hope and I pray \_ that some day,

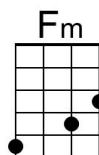
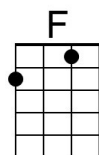
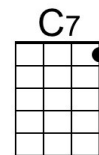
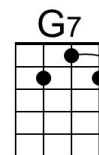
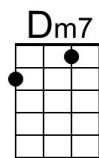
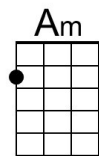
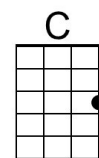
D7 G#7 G7  
I'll be the vision of your hap- happiness, oh

C Am Dm7 G7  
Earth angel, earth angel, \_\_\_ please be mine.

C Am Dm7 G7  
\_ My darling dear, love you all the time.

C Am Dm7 G7 C Am | Dm7 G7  
\_ I'm just a fool, \_\_\_ a fool in love with you.

C Dm7 C  
You, you, you.



Bari

Earth Angel (Jesse Belvin, Gaynel Hodge & Curtis Williams, 1954) (D)

Earth Angel by The Penguins (1954) (Ab)

4/4 – 69 BPM

**Intro (x2)** D Bm | Em7 A7 |

D Bm Em7 A7  
Earth angel, earth angel, \_\_\_ will you be mine?

D Bm Em7 A7  
\_ My darling dear, love you all the time.

D Bm Em7 A7 D Bm | Em7 A7  
\_ I'm just a fool, \_\_\_ a fool in love with you.

D Bm Em7 A7  
Earth angel, earth angel, \_\_\_ the one I a-dore.

D Bm Em7 A7  
\_ Love you for-ever and ever more.

D Bm Em7 A7 D Bm7 | Em7 A7  
\_ I'm just a fool, \_\_\_ a fool in love with you.

**Chorus**

G Gm D Em7 A7 D  
I fell for you \_ and I knew the vision of your love's loveli-ness,

G Gm D Bm  
I hope and I pray \_ that some day,

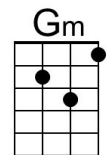
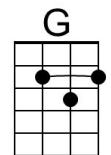
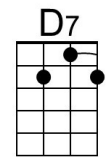
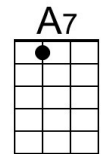
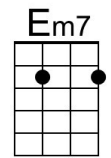
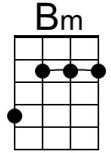
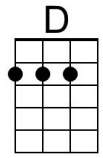
E7 A#7 A7  
I'll be the vision of your hap- happiness, oh

D Bm Em7 A7  
Earth angel, earth angel, \_\_\_ please be mine.

D Bm Em7 A7  
\_ My darling dear, love you all the time.

D Bm Em7 A7 D Bm | Em7 A7  
\_ I'm just a fool, \_\_\_ a fool in love with you.

D Em7 D  
You, you, you.



Bari	D 	Bm 	Em7 	A7 	D7 	G 	Gm 	A#7 
------	-------	--------	---------	--------	--------	-------	--------	---------

Earth Angel (Jesse Belvin, Gaynel Hodge & Curtis Williams, 1954) (G)

Earth Angel by The Penguins (1954) (Ab)

4/4 – 69 BPM

**Intro (x2)** G Em | Am7 D7 |

G Em Am7 D7  
Earth angel, earth angel, \_\_\_ will you be mine?

G Em Am7 D7  
\_ My darling dear, love you all the time.

G Em Am7 D7 G Em | Am7 D7  
\_ I'm just a fool, \_\_\_ a fool in love with you.

G Em Am7 D7  
Earth angel, earth angel, \_\_\_ the one I a-dore.

G Em Am7 D7  
\_ Love you for-ever and ever more.

G Em Am7 D7 G | G7  
\_ I'm just a fool, \_\_\_ a fool in love with you.

**Chorus**

C Cm G Am7 D7 G  
I fell for you \_ and I knew the vision of your love's loveli-ness,

C Cm G Em  
I hope and I pray \_ that some day,

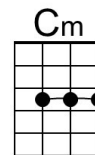
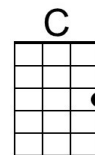
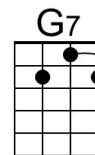
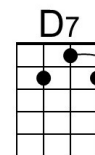
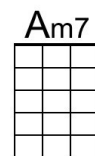
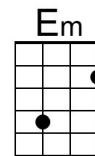
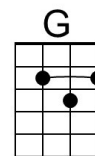
A7 D#7 D7  
I'll be the vision of your hap- happiness, oh

G Em Am7 D7  
Earth angel, earth angel, \_\_\_ please be mine.

G Em Am7 D7  
\_ My darling dear, love you all the time.

G Em Am7 D7 G Em | Am7 D7  
\_ I'm just a fool, \_\_\_ a fool in love with you.

G Am7 G  
You, you, you.



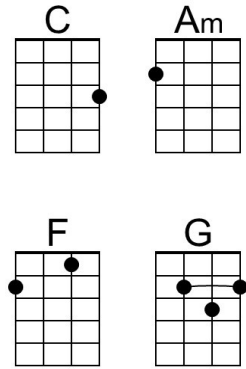
Bari	G 	Em 	Am7 	D7 	G7 	C 	Cm 	D#7 
------	-------	--------	---------	--------	--------	-------	--------	---------

Every Breath You Take (Sting, 1983) (C)

Every Breath You Take by The Police (C# – 117 bpm)

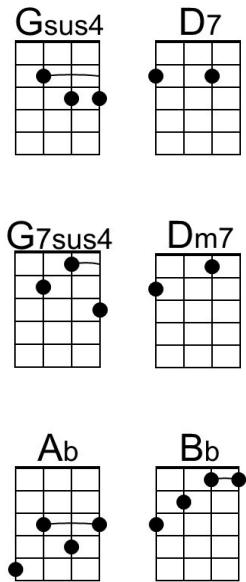
**Intro** | C | C | Am | Am | F | G | C

**C** **Am**  
 \_ Every breath you take, and every move you make,  
**F** **Gsus4** | **Am**  
 Every bond you break, \_ every step you take, \_\_\_ I'll be watching you.  
**G7sus4** **C** **Am**  
 Every single day and every word you say. Every game you play,  
**F** **G** **Gsus4** | **C**  
 \_ Every night you stay, \_\_\_ I'll be watching you.



**Bridge**

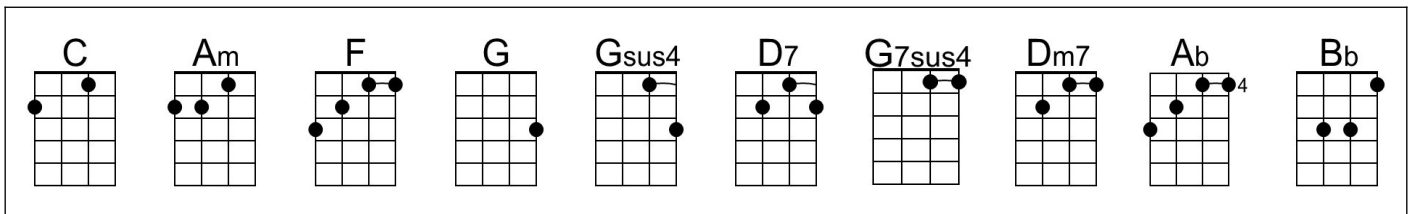
**C** **F** **Dm7** **C**  
 \_ Oh can't you see you belong to me?  
**D7** **G**  
 How my poor heart aches with every step you take.  
**G7sus4** **C** **Am**  
 Every move you make, every vow you break, Every smile you fake,  
**F** **G** **Gsus4** | **Am**  
 \_ Every claim you stake, \_ I'll be watch - ing you.



**Ab**  
 \_ Since you've gone, I've been lost without a trace.  
**Bb**  
 \_ I dream at night I can only see your face.  
**Ab**  
 \_ I look around but it's you I can't replace.  
**Bb**  
 \_ I feel so cold and I long for your embrace.  
**Ab**  
 \_ I keep crying, baby, baby, please.

**Instrumental** | E | E | C#m | C#m | A | B | C#m | **Repeat Bridge**

**F** **G** | **Am**  
 Every move you make, \_ every step you take, \_ I'll be watching you.  
**F** **C** **F** **C**  
 \_ I'll be watching you. \_ I'll be watching you.  
**F** **C** **F** **C**  
 \_ I'll be watching you. \_ I'll be watching you.

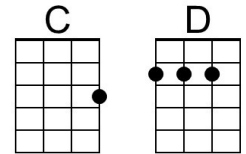
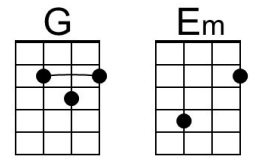


# Every Breath You Take (Sting, 1983) (G)

Every Breath You Take by The Police (C# – 117 bpm)

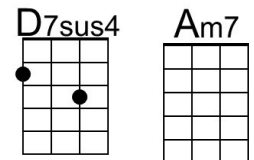
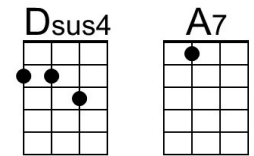
**Intro** | G | G | Em | Em | C | D | G

**G** **Em**  
 \_ Every breath you take, and every move you make,  
**C** **Dsus4** | **Em**  
 Every bond you break, \_ every step you take, \_\_\_ I'll be watching you.  
**D7sus4 G** **Em**  
 Every single day and every word you say. Every game you play,  
**C** **D** **Dsus4** | **G**  
 \_ Every night you stay, \_\_\_ I'll be watching you.

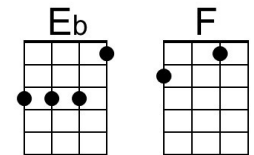


**Bridge**

**G** **C** **Am7** **G**  
 \_ Oh can't you see you belong to me?  
**A7** **D**  
 How my poor heart aches with every step you take.  
**D7sus4 G** **Em**  
 Every move you make, every vow you break, Every smile you fake,  
**C** **D** **Dsus4** | **Em**  
 \_ Every claim you stake, \_ I'll be watch - ing you.

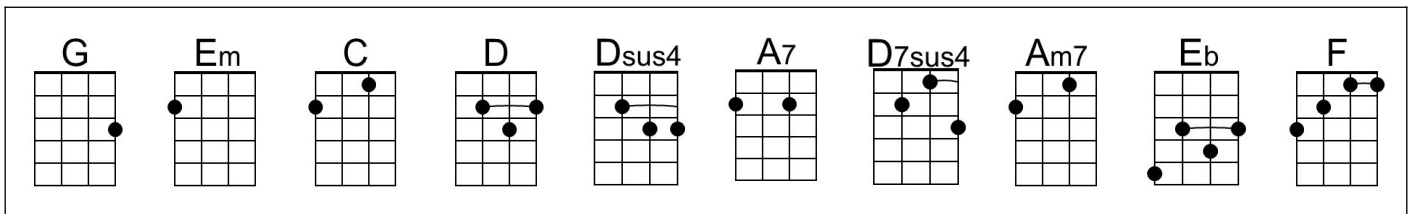


**Eb**  
 \_ Since you've gone, I've been lost without a trace.  
**F**  
 \_ I dream at night I can only see your face.  
**Eb**  
 \_ I look around but it's you I can't replace.  
**F**  
 \_ I feel so cold and I long for your embrace.  
**Eb**  
 \_ I keep crying, baby, baby, please.



**Instrumental** | G | G | Em | Em | C | D | Em | **Repeat Bridge**

**C** **D** | **Em**  
 Every move you make, \_ every step you take, \_ I'll be watching you.  
**C** **G** **C** **G**  
 \_ I'll be watching you. \_ I'll be watching you.  
**C** **G** **C** **G**  
 \_ I'll be watching you. \_ I'll be watching you.



**I Will Always Love You (Dolly Parton, 1973) (C)**

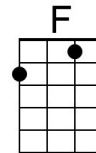
I Will Always Love You by Dolly Parton (1974) (A – 4/4 – 66 BPM)

I Will Always Love You by Whitney Houston (1992) (E – 68 BPM) (Film Version)

I Will Always Love You by Linda Ronstadt (1975) (A – 66 BPM)

**Intro**

F | C . . F | C Am | F G7 | G7 F |

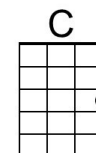


C F C Am C F - G7 |

If I should stay I would only, be in your way

C F C Am C F - G7

So I'll go, but I know, I'll think of you each step of the way.



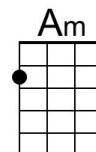
**Chorus**

C Am F G7 C

And I - I ... will al-ways, love you.

Am F G7 C F | C

Oh, will al-ways love you.



C F C Am C F - G7

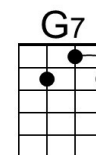
Bitter sweet memo-ries, that's all I am taking with me

C F C

Good-bye, please don't cry,

Am C F - G7

We both know that I'm not what you need. **Chorus**



C

I hope life, treats you kind (*Spoken in original*)

Am C F - G7

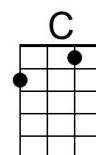
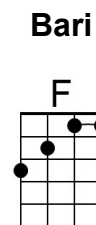
And I hope, you have all that you ever dreamed of

C

And I wish you joy, and happi-ness

Am C F - G7

(*Sung*) But a-bove all of this, I wish you love. Chorus

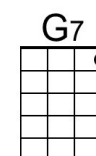
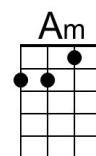


**Outro**

(Hold)

F G7 F - G7 | C

(Slowing) I will always love you.





**I Will Always Love You (Dolly Parton, 1973) (G)**

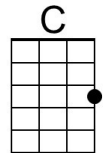
I Will Always Love You by Dolly Parton (1974) (A – 4/4 – 66 BPM)

I Will Always Love You by Whitney Houston (1992) (E – 68 BPM) (Film Version)

I Will Always Love You by Linda Ronstadt (1975) (A – 66 BPM)

**Intro**

C | G . . C | G Em | C D7 | D7 C |

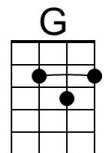


G C G Em G C - D7 |

If I should stay I would only, be in your way

G C G Em G C - D7

So I'll go, but I know, I'll think of you each step of the way.



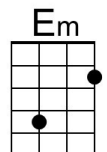
**Chorus**

G Em C D7 G

And I - I ... will al-ways, love you.

Em C D7 G C | G

Oh, will al-ways love you.



G C G Em G C - D7

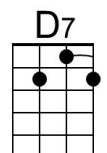
Bitter sweet memo-ries, that's all I am taking with me

G C G

Good-bye, please don't cry,

Em G C - D7

We both know that I'm not what you need. **Chorus**



G

I hope life, treats you kind (*Spoken in original*)

Em G C - D7

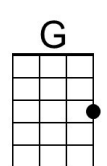
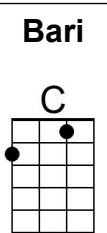
And I hope, you have all that you ever dreamed of

G

And I wish you joy, and happi-ness

Em G C - D7

(*Sung*) But a-bove all of this, I wish you love. Chorus

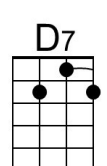
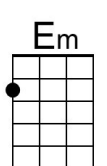


**Outro**

(Hold)

C D7 C - D7 | G

(Slowing) I will always love you.



# Lollipop (Julius Dixson and Beverly Ross, 1958) (A)

Lollipop by The Chordettes (1958) (Bb – 143 BPM)

Lollipop by Bobby Vee (1958) (A - 137 BPM)

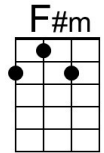
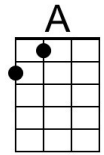
**Intro** A F#m | Bm7 E7 |

**Chorus**

A F#m Bm7 E7 A F#m Bm7 E7  
Lollipop, Lollipop, oh, Lolli, Lolli, Lolli. Lollipop, Lollipop, oh, Lolli, Lolli, Lolli.

A F#m Bm7 E7  
Lollipop, Lollipop, oh, Lolli, Lolli, Lolli.

A | E7 |  
LOLLIPOP!. Ba, boomp, boomp, boomp!

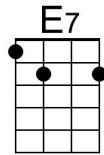
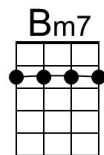


**Repeat Chorus**

A D A D A F#m7 Bm7 E7  
Call my baby Lollipop, tell you why. \_\_\_ His kiss is sweeter than an apple pie.

A D A D  
\_\_\_ And when he does his shaky rockin' dance,

E7 **Tacet** A E7  
Man, I haven't got a chance, I call him **Chorus**



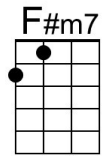
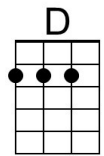
**Bridge**

D A D A  
Sweeter than candy on a stick, Huckleberry, Cherry or Lime.

D B7 E7  
If you had a choice, he'd be your pick, but Lollipop is mine, oh **Chorus**

A D A D A F#m7 Bm7 E7  
Crazy way he thrills me, tell you why. \_\_\_ Just like a lightning from the sky.

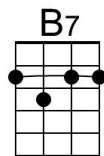
A D A D E7 **Tacet** A E7  
\_\_\_ He loves to kiss me, till I can't see straight. Gee, my Lollipop is great. I call him



**Outro**

A F#m Bm7 E7 A F#m Bm7 E7  
Lollipop, Lollipop, oh, Lolli, Lolli, Lolli. Lollipop, Lollipop, oh, Lolli, Lolli, Lolli.

A F#m Bm7 E7 A E7 - A  
Lollipop, Lollipop, oh, Lolli, Lolli, Lolli. LOLLIPOP!.



**Bari**

# Lollipop (Julius Dixson and Beverly Ross, 1958) (C)

Lollipop by The Chordettes (1958) (Bb – 143 BPM)

Lollipop by Bobby Vee (1958) (A - 137 BPM)

**Intro** C Am | Dm7 G7 |

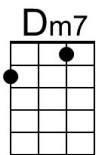
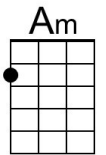
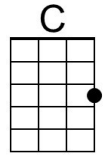
**Chorus**

C Am Dm7 G7 C Am Dm7 G7

Lollipop, Lollipop, oh, Lolli, Lolli, Lolli. Lollipop, Lollipop, oh, Lolli, Lolli, Lolli.

C Am Dm7 G7 C | G7 |

Lollipop, Lollipop, oh, Lolli, Lolli, Lolli. LOLLIPOP!. Ba, boomp, boomp, boomp!



**Repeat Chorus**

C F C F C Am7 Dm7 G7

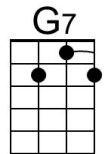
Call my baby Lollipop, tell you why. \_\_\_ His kiss is sweeter than an apple pie.

C F C F

\_\_\_ And when he does his shaky rockin' dance,

G7 **Tacet** C G7

Ma, I haven't got a chance... I call him **Chorus**



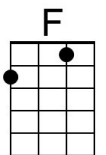
**Bridge**

F C F C

Sweeter than candy on a stick, Huckleberry, Cherry or Lime.

F D7 G7

If you had a choice, he'd be your pick, but Lollipop is mine, oh **Chorus**



C F C F C Am7 Dm7 G7

Crazy way he thrills me, tell you why. \_\_\_ Just like a lightning from the sky.

C F C F G7 **Tacet** C G7

\_\_\_ He loves to kiss me, till I can't see straight. Gee, my Lollipop is great. I call him

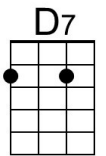
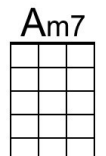
**Outro**

C Am Dm7 G7 C Am Dm7 G7

Lollipop, Lollipop, oh, Lolli, Lolli, Lolli. Lollipop, Lollipop, oh, Lolli, Lolli, Lolli.

C Am Dm7 G7 C G7 - C

Lollipop, Lollipop, oh, Lolli, Lolli, Lolli. LOLLIPOP!.



C	Am	Dm7	G7	F	Am7	D7

**Bari**

# Lollipop (Julius Dixson and Beverly Ross, 1958) (G)

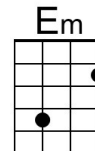
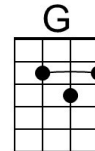
Lollipop by The Chordettes (1958) (Bb – 143 BPM)

Lollipop by Bobby Vee (1958) (A - 137 BPM)

**Intro** G Em | Am7 D7 |

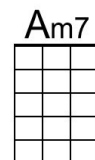
**Chorus**

G Em Am7 D7 G Em Am7 D7  
 Lollipop, Lollipop, oh, Lolli, Lolli, Lolli. Lollipop, Lollipop, oh, Lolli, Lolli, Lolli.  
 G Em Am7 D7 G | D7 |  
 Lollipop, Lollipop, oh, Lolli, Lolli, Lolli. LOLLIPOP!. Ba, boomp, boomp, boomp!



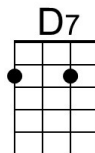
**Repeat Chorus**

G C G C G Em7 Am7 D7  
 Call my baby Lollipop, tell you why. \_\_\_ His kiss is sweeter than an apple pie.  
 G C G C  
 \_\_\_ And when he does his shaky rockin' dance,  
 D7 **Tacet** G D7  
 Man, I haven't got a chance... I call him **Chorus**

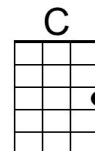


**Bridge**

C G C G  
 Sweeter than candy on a stick, Huckleberry, Cherry or Lime.  
 C A7 D7  
 If you had a choice, he'd be your pick, but Lollipop is mine, oh **Chorus**

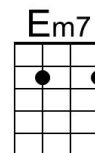


G C G C G Em7 Am7 D7  
 Crazy way he thrills me, tell you why. \_\_\_ Just like a lightning from the sky.  
 G C G C D7 **Tacet** G D7  
 \_\_\_ He loves to kiss me, till I can't see straight. Gee, my Lollipop is great. I call him

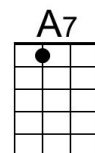


**Outro**

G Em Am7 D7 G Em Am7 D7  
 Lollipop, Lollipop, oh, Lolli, Lolli, Lolli. Lollipop, Lollipop, oh, Lolli, Lolli, Lolli.  
 G Em Am7 D7 G D7 - G  
 Lollipop, Lollipop, oh, Lolli, Lolli, Lolli. LOLLIPOP!.



Bari	G 	Em 	Am7 	D7 	C 	Em7 	A7 
------	-------	--------	---------	--------	-------	---------	--------



**Love Hurts (Boudleaux Bryant, 1960) (C)**

Love Hurts by The Everly Brothers (F# - 91 BPM) (1960, 2007 Remaster)

Love Hurts by Roy Orbison (Bb - 84 BPM) (1961)

Love Hurts by Nazareth (G - 80 BPM) (1974)

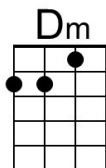
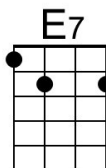
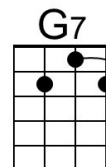
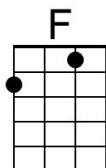
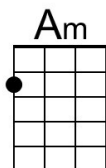
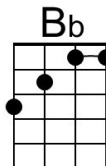
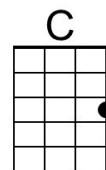
**Intro (4 Measures)** C | C Bb | C | C Bb

C Am F G7  
Love hurts, love scars, love wounds and mars

C Am F G7  
Any heart not tough nor strong e-nough

C E7 Am  
To take a lot of pain, take a lot of pain.

C F Dm G7  
Love is like a cloud, pulls a lot of rain.



**Chorus**

C Bb F C - G7  
Love hurts. mmm mmm. Love hurts.

C Am F G7  
I'm young, I know, but even so

C Am F G7  
I know a thing or two I learned from you.

C E7 Am  
I really learned a lot, really learned a lot.

C F Dm G7  
Love is like a stove burns you when it's hot. **Chorus**

**Bridge**

F E7 Am E7 Am E7 Am  
Some fools dream of happi-ness, blissful-ness, together-ness

D7 F G7  
Some fools fool themselves I guess, but they're not fooling me.

C Am  
I know it isn't true, know it isn't true.

F G7  
Love is just a lie, made to make you blue. **Chorus (2x)**

Bari

**Love Hurts (Boudleaux Bryant, 1960) (F)**

Love Hurts by The Everly Brothers (F# - 91 BPM) (1960, 2007 Remaster)

Love Hurts by Roy Orbison (Bb - 84 BPM) (1961)

Love Hurts by Nazareth (G - 80 BPM) (1974)

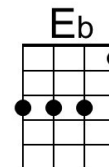
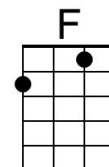
**Intro (4 Measures)** F | F Eb | F | F Eb

F Dm Bb C7  
Love hurts, love scars, love wounds and mars

F Dm Bb C7  
Any heart not tough nor strong e-nough

F A7 Dm  
To take a lot of pain, take a lot of pain.

F Bb Gm C7  
Love is like a cloud, pulls a lot of rain.



**Chorus**

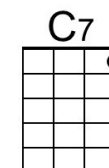
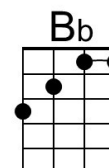
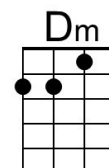
F Eb Bb F - C7  
Love hurts. mmm mmm. Love hurts.

F Dm Bb C7  
I'm young, I know, but even so

F Dm Bb C7  
I know a thing or two I learned from you.

F A7 Dm  
I really learned a lot, really learned a lot.

F Bb Gm C7 **Chorus**  
Love is like a stove burns you when it's hot.



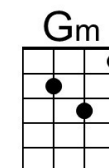
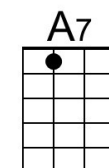
**Bridge**

Bb A7 Dm A7 Dm A7 Dm  
Some fools dream of happi-ness, blissful-ness together-ness

G7 Bb C7  
Some fools fool themselves I guess, but they're not fooling me.

F Dm  
I know it isn't true, know it isn't true.

Bb C7  
Love is just a lie, made to make you blue. **Chorus (2x)**



Bari	F 	Eb 	Dm 	Bb 	C7 	A7 	Gm 
------	-------	--------	--------	--------	--------	--------	--------

**Love Hurts (Boudleaux Bryant, 1960) (G)**

Love Hurts by The Everly Brothers (F# - 91 BPM) (1960, 2007 Remaster)

Love Hurts by Roy Orbison (Bb - 84 BPM) (1961)

Love Hurts by Nazareth (G - 80 BPM) (1974)

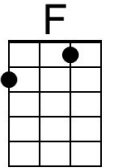
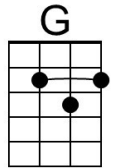
**Intro (4 Measures)** G | G F | G | G F

G Em C D7  
Love hurts, love scars, love wounds and mars

G Em C D7  
Any heart not tough nor strong e-nough

G B7 Em  
To take a lot of pain, take a lot of pain.

G C Am D7  
Love is like a cloud, pulls a lot of rain.



**Chorus**

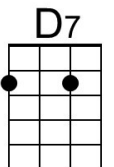
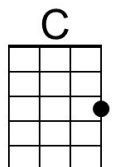
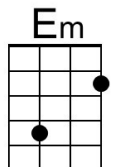
G F C G - D7  
Love hurts. mmm mmm. Love hurts.

G Em C D7  
I'm young, I know, but even so

G Em C D7  
I know a thing or two I learned from you.

G B7 Em  
I really learned a lot, really learned a lot.

G C Am D7  
Love is like a stove burns you when it's hot. **Chorus**



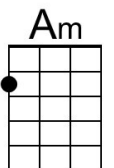
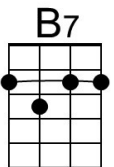
**Bridge**

C B7 Em B7 Em B7 Em  
Some fools dream of happi-ness, blissful-ness together-ness

A7 C D7  
Some fools fool themselves I guess, but they're not fooling me.

G Em  
I know it isn't true, know it isn't true.

C D7  
Love is just a lie, made to make you blue. **Chorus (2x)**



Bari

# Octopus's Garden (Ringo Starr, 1968-69) (C)

Octopus' Garden by The Beatles (E)

4/4 – 92 BPM

**Intro** C | Am | F | G | (2x)

C Am F G | G7 |  
 I'd like to be \_\_\_ under the sea, in an octopus's garden in the shade.

C Am F G | G7 |  
 He'd let us in, \_\_\_ knows where we've been in his octopus's garden in the shade.

Am Am7 | F G | ↓ ↓ ↓ ↓  
 I'd ask my friends to come and see \_\_\_ an octopus's garden with me.

C Am F G7 C | C |  
 I'd like to be \_\_\_ under the sea in an octopus's garden in the shade

C Am F G | G7 |  
 We would be warm \_\_\_ below the storm in our little hideaway beneath the waves.

C Am F G | G7 |  
 Resting our head \_\_\_ on the sea bed in an octopus's garden near a cave.

Am Am7 | F G | ↓ ↓ ↓ ↓  
 We would sing and dance around \_\_\_ because we know we can't be found.

C Am F G7 C | C |  
 I'd like to be \_\_\_ under the sea in an octopus's garden in the shade

C Am F G | G7 |  
 We would shout \_\_\_ and swim about the coral that lies beneath the waves.

*(Lies beneath the ocean waves)*

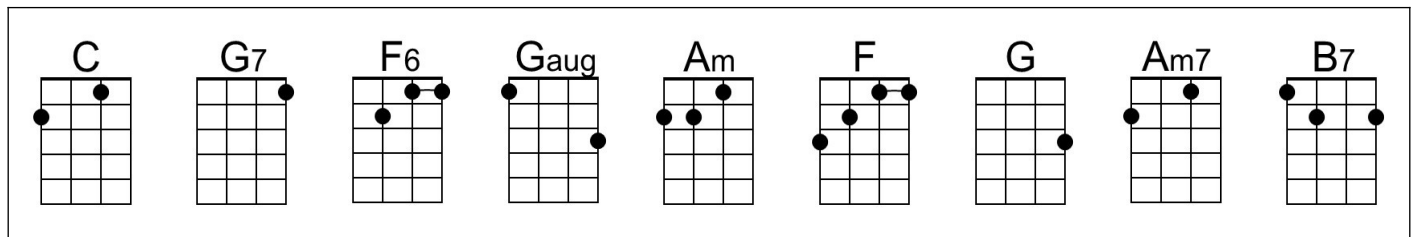
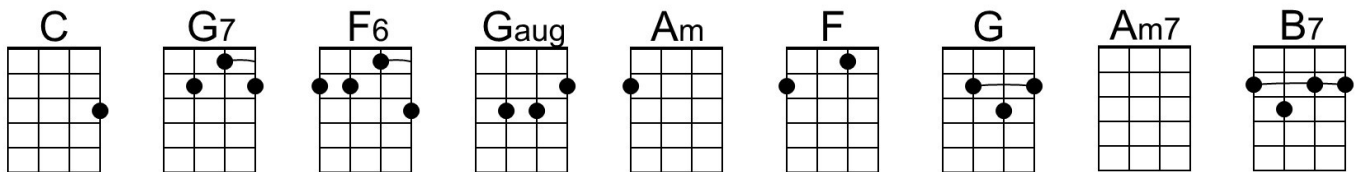
C Am F G | G7 |  
 Oh, what joy, \_\_\_ for every girl and boy, knowing they're happy and they're safe.

*(Happy and they're safe)*

Am Am7 | F G | ↓ ↓ ↓ ↓  
 We would be so happy you and me; \_\_\_ no one there to tell us what to do.

C Am F G7 Am (Hold)  
 I'd like to be \_\_\_ under the sea in an octopus's garden with you,

F G Am F G C | G7 | C  
 In an octopus's garden with you, in an octopus's garden with you.





# Octopus's Garden (Ringo Starr, 1968-69) (E)

Octopus' Garden by The Beatles (E)

4/4 – 92 BPM

**Intro** E | C#m | A | B | (2x)

E C#m A B | B7 |

\_ I'd like to be \_ under the sea, in an octopus's garden in the shade.

E C#m A B | B7 |

\_ He'd let us in, \_ knows where we've been in his octopus's garden in the shade.

C#m C#m7 | A B | ↓ ↓ ↓ ↓

I'd ask my friends to come and see \_ \_ an octopus's garden with me.

E C#m A B7 E | E |

\_ I'd like to be \_ under the sea in an octopus's garden in the shade

E C#m A B | B7 |

\_ We would be warm \_ below the storm in our little hideaway beneath the waves.

E C#m A B | B7 |

\_ Resting our head \_ on the sea bed in an octopus's garden near a cave.

C#m C#m7 | A B | ↓ ↓ ↓ ↓

We would sing and dance around \_ \_ because we know we can't be found.

E C#m A B7 E | E |

\_ I'd like to be \_ under the sea in an octopus's garden in the shade

E C#m A B | B7 |

\_ We would shout \_ and swim about the coral that lies beneath the waves.

*(Lies beneath the ocean waves)*

E C#m A B | B7 |

\_ Oh, what joy, \_ for every girl and boy, knowing they're happy and they're safe.

*(Happy and they're safe)*

C#m C#m7 | A B | ↓ ↓ ↓ ↓

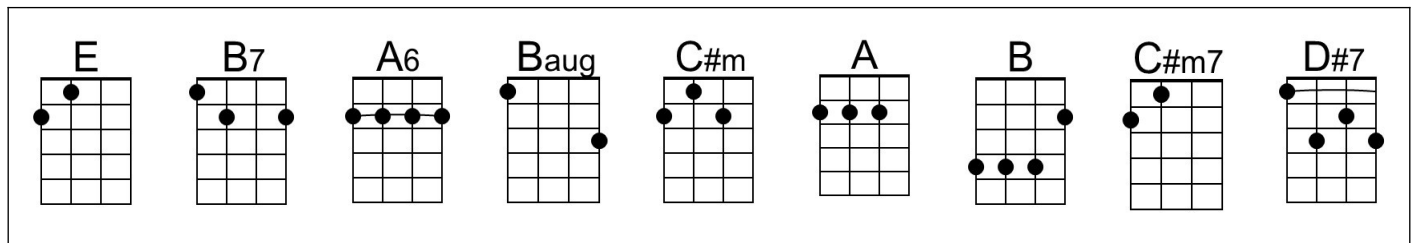
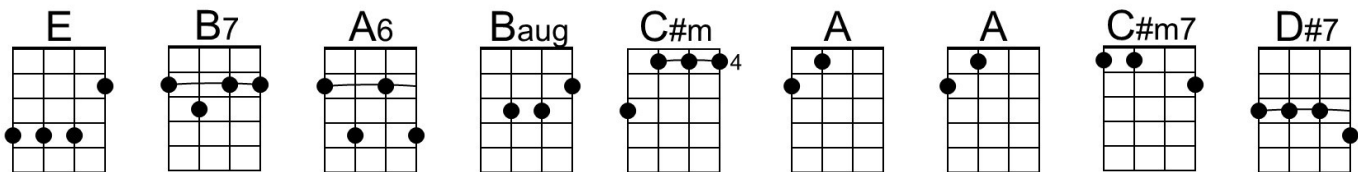
We would be so happy you and me; \_ \_ no one there to tell us what to do.

E C#m A B7 C#m (Hold)

\_ I'd like to be \_ under the sea in an octopus's garden with you,

A B C#m A B E | B7 | E

In an octopus's garden with you, in an octopus's garden with you.



# Octopus's Garden (Ringo Starr, 1968-69) (G)

Octopus' Garden by The Beatles (E)

4/4 – 92 BPM

**Intro** G | Em | C | D | (2x)

G Em C D | D7 |

\_ I'd like to be \_\_\_ under the sea, in an octopus's garden in the shade.

G Em C D | D7 |

\_ He'd let us in, \_\_\_ knows where we've been in his octopus's garden in the shade.

Em Em7 | C D | ↓ ↓ ↓ ↓

I'd ask my friends to come and see \_\_\_ an octopus's garden with me.

G Em C D7 G | G |

\_ I'd like to be \_\_\_ under the sea in an octopus's garden in the shade

G Em C D | D7 |

\_ We would be warm \_\_\_ below the storm in our little hideaway beneath the waves.

G Em C D | D7 |

\_ Resting our head \_\_\_ on the sea bed in an octopus's garden near a cave.

Em Em7 | C D | ↓ ↓ ↓ ↓

We would sing and dance around \_\_\_ because we know we can't be found.

G Em C D7 G | G |

\_ I'd like to be \_\_\_ under the sea in an octopus's garden in the shade

G Em C D | D7 |

\_ We would shout \_\_\_ and swim about the coral that lies beneath the waves.

*(Lies beneath the ocean waves)*

G Em C D | D7 |

\_ Oh, what joy, \_\_\_ for every girl and boy, knowing they're happy and they're safe.

*(Happy and they're safe)*

Em Em7 | C D | ↓ ↓ ↓ ↓

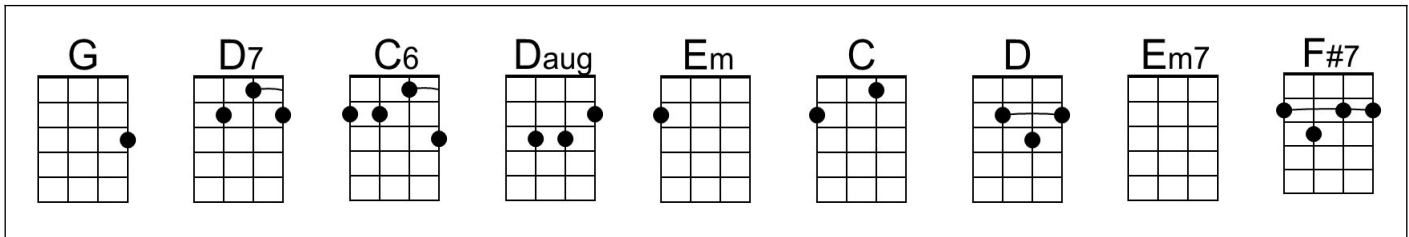
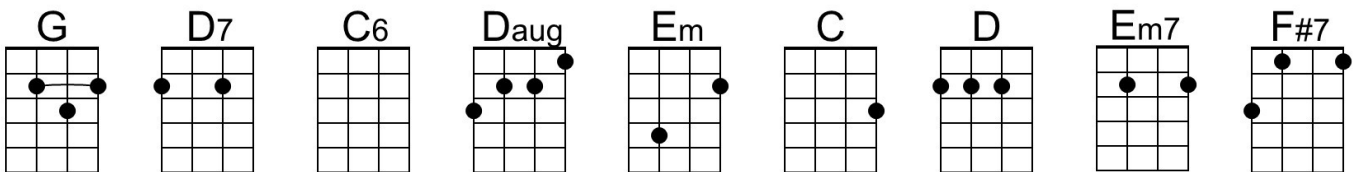
We would be so happy you and me; \_\_\_ no one there to tell us what to do.

G Em C D7 Em (Hold)

\_ I'd like to be \_\_\_ under the sea in an octopus's garden with you,

C D Em C D G | D7 | G

In an octopus's garden with you, in an octopus's garden with you.



# Please Mr. Postman – The Beatles (A)

(Georgia Dobbins, William Garrett, Freddie Gorman, Brian Holland & Robert Bateman, 1961)

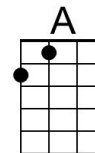
Please Mr. Postman by the Beatles (A – 123 BPM)

## Intro (Single Strum or Note) A

A **Tacet**

F#m **Tacet**

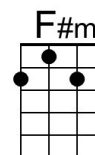
(Wait!) Oh yes, wait a minute Mr. Postman, (Wait!) Wait... Mr. Postman.



A F#m

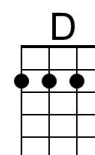
\_\_\_ Mr. Postman, look and see, \_\_\_ Is there a letter in your bag for me? **Chorus**

D E  
\_\_\_ I've been waiting such a long time, \_\_\_ since I heard from that gal of mine.



A F#m  
\_\_\_ There must be some word today, \_\_\_ from my girlfriend so far away.

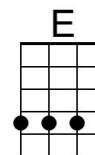
D E  
\_\_\_ Please Mr. Postman, look and see, \_\_\_ Is there a letter, a letter for me?



A F#m  
\_\_\_ I've been standing here waiting Mr. Postman, \_\_\_ so patiently.

D E  
\_\_\_ For just a card, or just a letter, \_\_\_ saying she's returning home to me. Please

**Chorus**



A F#m  
\_\_\_ So many days, you pass me by, \_\_\_ You see the tear standing in my eye.

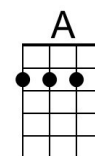
D E  
\_\_\_ You didn't stop to make me feel better, \_\_\_ by leaving me a card or a letter. **Chorus**

**Bari**

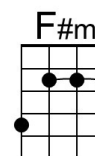
## Outro

A F#m  
You gotta wait a minute, wait a minute (oh yeah); Wait a minute, wait a minute (oh yeah),  
D  
You gotta wait a minute, wait a minute (oh yeah).

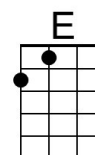
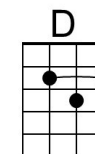
E **Tacet**  
Check it and see, just one more time for me.



A F#m  
You gotta wait a minute, wait a minute (oh yeah); Wait a minute, wait a minute (oh yeah),  
D E **Tacet**  
Mister Postman (oh yeah) Deliver the letter the sooner the better.



A F#m  
You gotta wait a minute, wait a minute (oh yeah); Wait a minute, wait a minute (oh yeah),  
D  
You gotta wait a minute, wait a minute (oh yeah),  
E | A  
You gotta wait a minute, wait a minute (oh yeah)



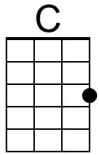
Please Mr. Postman – The Beatles (C)

(Georgia Dobbins, William Garrett, Freddie Gorman, Brian Holland & Robert Bateman, 1961)

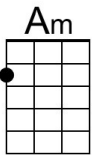
Please Mr. Postman by the Beatles (A – 123 BPM)

**Intro (Single Strum or Note) C**

**C** *Tacet* **Am** *Tacet*  
 (Wait!) Oh yes, wait a minute Mr. Postman, (Wait!) Wait... Mr. Postman.

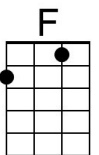


**C** Mr. Postman, look and see, **Am** Is there a letter in your bag for me? **Chorus**  
**F** I've been waiting such a long time, **G** since I heard from that gal of mine.



**C** There must be some word today, **Am** from my girlfriend so far away.

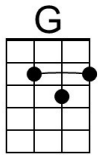
**F** Please Mr. Postman, look and see, **G** Is there a letter, a letter for me?



**C** I've been standing here waiting Mr. Postman, **Am** so patiently.

**F** For just a card, or just a letter, **G** saying she's returning home to me. Please

**Chorus**



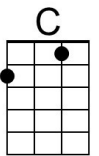
**C** So many days, you pass me by, **Am** You see the tear standing in my eye.

**F** You didn't stop to make me feel better, **G** by leaving me a card or a letter. **Chorus**

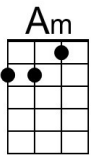
**Bari**

**Outro**

**C** You gotta wait a minute, wait a minute (oh yeah); Wait a minute, wait a minute (oh yeah),  
**F** You gotta wait a minute, wait a minute (oh yeah).

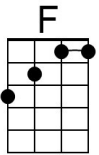


**G** *Tacet*  
 Check it and see, just one more time for me.



**C** You gotta wait a minute, wait a minute (oh yeah); Wait a minute, wait a minute (oh yeah),

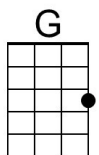
**F** **G** *Tacet*  
 Mister Postman (oh yeah) Deliver the letter the sooner the better.



**C** You gotta wait a minute, wait a minute (oh yeah); Wait a minute, wait a minute (oh yeah),

**F** You gotta wait a minute, wait a minute (oh yeah),

**G** | **C**  
 You gotta wait a minute, wait a minute (oh yeah)



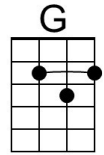
# Please Mr. Postman – The Beatles (G)

(Georgia Dobbins, William Garrett, Freddie Gorman, Brian Holland & Robert Bateman, 1961)

Please Mr. Postman by the Beatles (A – 123 BPM)

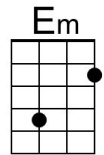
## Intro (Single Strum or Note) G

**G** *Tacet* **Em** *Tacet*  
 (Wait!) Oh yes, wait a minute Mr. Postman, (Wait!) Wait... Mr. Postman.

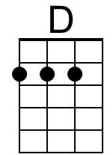
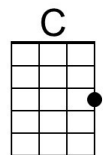


## Chorus

**G** **Em**  
 \_\_\_ Mr. Postman, look and see, \_\_\_ Is there a letter in your bag for me?  
**C** **D**  
 \_\_\_ I've been waiting such a long time, \_\_\_ since I heard from that gal of mine.



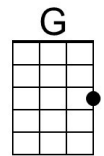
**G** **Em**  
 \_\_\_ There must be some word today, \_\_\_ from my girlfriend so far away.  
**C** **D**  
 \_\_\_ Please Mr. Postman, look and see, \_\_\_ Is there a letter, a letter for me?  
**G** **Em**  
 \_\_\_ I've been standing here waiting Mr. Postman, \_\_\_ so patiently.  
**C** **D**  
 \_\_\_ For just a card, or just a letter, \_\_\_ saying she's returning home to me. Please



## Chorus

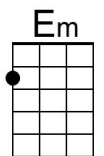
**G** **Em**  
 \_\_\_ So many days, you pass me by, \_\_\_ You see the tear standing in my eye.  
**C** **D**  
 \_\_\_ You didn't stop to make me feel better, \_\_\_ by leaving me a card or a letter. **Chorus**

## Bari

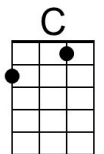


## Outro

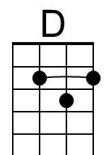
**G** **Em**  
 You gotta wait a minute, wait a minute (oh yeah); Wait a minute, wait a minute (oh yeah),  
**C**  
 You gotta wait a minute, wait a minute (oh yeah).  
**D** *Tacet*  
 Check it and see, just one more time for me.



**G** **Em**  
 You gotta wait a minute, wait a minute (oh yeah); Wait a minute, wait a minute (oh yeah),  
**C** **D** *Tacet*  
 Mister Postman (oh yeah) Deliver the letter the sooner the better.



**G** **Em**  
 You gotta wait a minute, wait a minute (oh yeah); Wait a minute, wait a minute (oh yeah),  
**C**  
 You gotta wait a minute, wait a minute (oh yeah),  
**D** | **G**  
 You gotta wait a minute, wait a minute (oh yeah)



**Please Mr. Postman – The Marvelettes (C)**

(Georgia Dobbins, William Garrett, Freddie Gorman, Brian Holland & Robert Bateman, 1961)

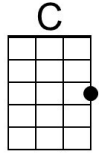
Please Mr. Postman by The Marvelettes (1961) (D - 122)

**Intro (Single Strum or Note) C**

**C** *Tacet*

**Am** *Tacet*

(Wait!) Oh yes, wait a minute Mr. Postman, (Wait!) Wait... Mr. Postman.



**Chorus**

**C**

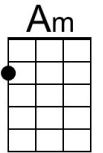
**Am**

\_\_\_ Please Mr. Postman, look and see, \_\_\_ Is there a letter in your bag for me?

**F**

**G**

\_\_\_ I've been waiting such a long time, \_\_\_ since I heard from this boyfriend of mine.



**C**

**Am**

\_\_\_ There must be some word today, \_\_\_ from my boyfriend so far away.

**F**

**G**

\_\_\_ Please Mr. Postman, look and see, \_\_\_ Is there a letter, a letter for me?

**C**

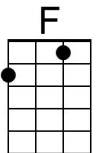
**Am**

\_\_\_ I've been standing here waiting Mr. Postman, \_\_\_ so, so patiently.

**F**

**G**

\_\_\_ For just a card, or just a letter, \_\_\_ saying he's returning home to me. **Chorus**



**C**

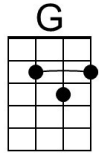
**Am**

\_\_\_ So many days, you pass me by, \_\_\_ You saw the tear standing in my eye.

**F**

**G**

\_\_\_ You wouldn't stop to make me feel better, \_\_\_ by leaving me a card or a letter.



**C**

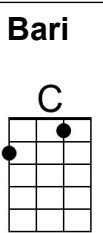
**Am**

Please Mr. Postman, look and see, is there a letter, oh yeah, in your bag for me?

**F**

**G**

You know it's been so long, since I heard from this boyfriend of mine.



**C**

**Am**

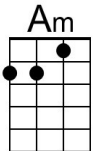
You better wait a minute, wait a minute (oh yeah). You better wait a minute, please,

**F**

Please Mr. Postman. (Wait, Wait a minute, Mr. Postman),

**G** *Tacet*

Please check and see, just one more time for me.



**Outro (2x) End on | D | A**

**C**

You gotta wait a minute, wait a minute (oh yeah),

**Am**

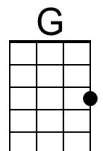
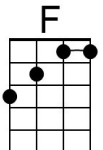
Wait a minute, wait a minute, (Mr. Postman).

**F**

Please Mr. Postman. (Wait a minute, Mr. Postman),

**G**

Don't pass me by, you see the tears in my eye.



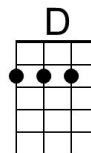
# Please Mr. Postman – The Marvelettes (D)

(Georgia Dobbins, William Garrett, Freddie Gorman, Brian Holland & Robert Bateman, 1961)

Please Mr. Postman by The Marvelettes (1961) (D - 122)

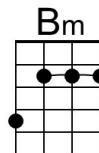
## Intro (Single Strum or Note) D

**D** *Tacet* **Bm** *Tacet*  
 (Wait!) Oh yes, wait a minute Mr. Postman, (Wait!) Wait... Mr. Postman.



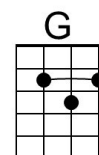
## Chorus

**D** **Bm**  
 \_\_\_ Please Mr. Postman, look and see, \_\_\_ Is there a letter in your bag for me?  
**G** **A**  
 \_\_\_ I've been waiting such a long time, \_\_\_ since I heard from this boyfriend of mine.



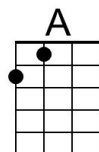
**D** **Bm**  
 \_\_\_ There must be some word today, \_\_\_ from my boyfriend so far away.

**G** **A**  
 \_\_\_ Please Mr. Postman, look and see, \_\_\_ Is there a letter, a letter for me?



**D** **Bm**  
 \_\_\_ I've been standing here waiting Mr. Postman, \_\_\_ so, so patiently.

**G** **A** **Chorus**  
 \_\_\_ For just a card, or just a letter, \_\_\_ saying he's returning home to me.

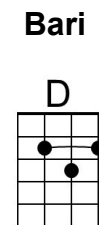


**D** **Bm**  
 \_\_\_ So many days, you pass me by, \_\_\_ You saw the tear standing in my eye.

**G** **A**  
 \_\_\_ You wouldn't stop to make me feel better, \_\_\_ by leaving me a card or a letter.

**D** **Bm**  
 Please Mr. Postman, look and see, is there a letter, oh yeah, in your bag for me?

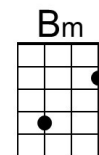
**G** **A**  
 You know it's been so long, since I heard from this boyfriend of mine.



**D** **Bm**  
 You better wait a minute, wait a minute (oh yeah). You better wait a minute, please,

**G**  
 Please Mr. Postman. (Wait, Wait a minute, Mr. Postman),

**A** *Tacet*  
 Please check and see, just one more time for me.



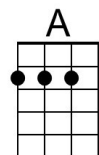
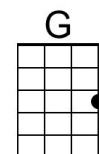
## Outro (2x) End on | D | A

**D**  
 You gotta wait a minute, wait a minute (oh yeah),

**Bm**  
 Wait a minute, wait a minute, (Mr. Postman).

**G**  
 Please Mr. Postman. (Wait a minute, Mr. Postman),

**A**  
 Don't pass me by, you see the tears in my eye.



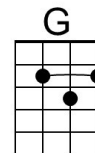
# Please Mr. Postman – The Marvelettes (G)

(Georgia Dobbins, William Garrett, Freddie Gorman, Brian Holland & Robert Bateman, 1961)

Please Mr. Postman by The Marvelettes (1961) (D - 122)


## Intro (Single Strum or Note) G

**G** *Tacet* **Em** *Tacet*  
 (Wait!) Oh yes, wait a minute Mr. Postman, (Wait!) Wait... Mr. Postman.



## Chorus

**G** Please Mr. Postman, look and see, **Em** Is there a letter in your bag for me?  
**C** I've been waiting such a long time, **D** since I heard from this boyfriend of mine.

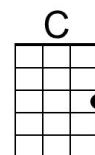


**G** There must be some word today, **Em** from my boyfriend so far away.

**C** Please Mr. Postman, look and see, **D** Is there a letter, a letter for me?

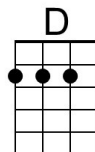
**G** I've been standing here waiting Mr. Postman, **Em** so, so patiently.

**C** For just a card, or just a letter, **D** saying he's returning home to me. **Chorus**



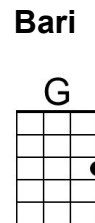
**G** So many days, you pass me by, **Em** You saw the tear standing in my eye.

**C** You wouldn't stop to make me feel better, **D** by leaving me a card or a letter.



**G** Please Mr. Postman, look and see, **Em** is there a letter, oh yeah, in your bag for me?

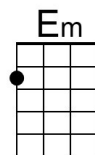
**C** You know it's been so long, **D** since I heard from this boyfriend of mine.



**G** You better wait a minute, wait a minute (oh yeah). **Em** You better wait a minute, please,

**C** Please Mr. Postman. (Wait, Wait a minute, Mr. Postman),

**D** *Tacet*  
 Please check and see, just one more time for me.



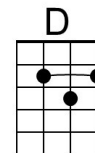
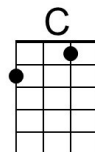
## Outro (2x) End on | D | A

**G** You gotta wait a minute, wait a minute (oh yeah),

**Em** Wait a minute, wait a minute, (Mr. Postman).

**C** Please Mr. Postman. (Wait a minute, Mr. Postman),

**D** Don't pass me by, you see the tears in my eye.



**Bari**







Stand By Me (Ben E. King, Jerry Leiber, Mike Stoller, 1961) (A)

Stand By Me by Ben E. King (1961) (A)

4/4 / 120 bpm

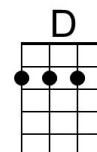
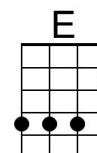
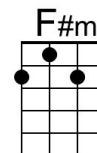
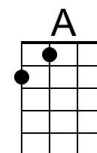
**Intro** A | A | F#m E | F#m | D | E A | A

A F#m  
When the night has come \_\_\_ and the land is dark.

D E A | A  
And the moon is the only light we'll see.

A F#m  
No, I won't be afraid, no, I won't be afraid

D E A  
Just as long as you stand, stand by me.



**Chorus 1**

A | A F#m  
So darling, darling, stand by me. Oh oh stand \_\_\_ by me

D E A | A  
Oh stand, \_\_\_ stand by me \_\_\_ stand by me.

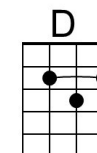
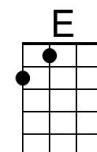
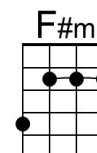
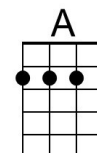
A F#m  
If the sky that we look upon \_\_\_ should tumble and fall

D E A | A  
Or the mountains should crumble in the sea.

F#m  
I won't cry I won't cry, no I won't shed a tear,

D E A  
Just as long as you stand, stand by me.

Bari



**Chorus 2**

A | A F#m  
And darling, darling, stand by me. Oh stand \_\_\_ by me

D E A | A  
Oh stand now, \_\_\_ stand by me \_\_\_ stand by me.

**Instrumental Verse. Chorus 2.**

**Outro**

A F#m  
When ever you're in trouble won't you stand by me,

D E A  
Oh oh stand. stand by me stand by me.

D E A  
Oh oh stand. stand by me stand by me.



# Stand By Me (Ben E. King, Jerry Leiber, Mike Stoller, 1961) (C)

Stand By Me by Ben E. King (1961) (A)

4/4 / 120 bpm

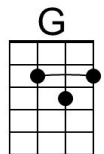
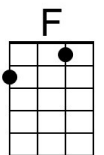
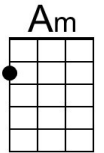
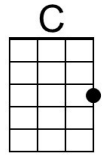
## Intro C | C | Am G | Am | F | G C | C

When the night has come \_\_\_ and the land is dark.

And the moon is the only light we'll see.

No, I won't be afraid, no, I won't be afraid

Just as long as you stand, stand by me.



## Chorus 1

So darling, darling, stand by me. Oh oh stand \_\_\_ by me

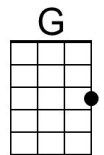
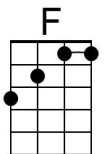
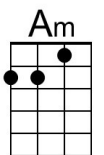
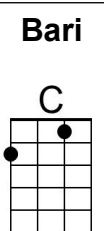
Oh stand, \_\_\_ stand by me \_\_\_ stand by me.

If the sky that we look upon \_\_\_ should tumble and fall

Or the mountains should crumble in the sea.

I won't cry I won't cry, no I won't shed a tear,

Just as long as you stand, stand by me.



## Chorus 2

And darling, darling, stand by me. Oh stand \_\_\_ by me

Oh stand now, \_\_\_ stand by me \_\_\_ stand by me.

## Instrumental Verse. Chorus 2.

## Outro

When ever you're in trouble won't you stand by me,

Oh oh stand. stand by me stand by me.

Oh oh stand. stand by me stand by me.

**Bari**

Stand By Me (Ben E. King, Jerry Leiber, Mike Stoller, 1961) (G)

Stand By Me by Ben E. King (1961) (A)

4/4 / 120 bpm

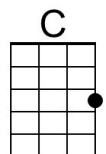
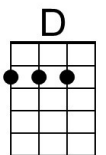
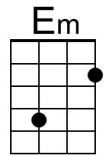
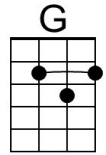
**Intro** G | G | Em D | Em | C | D G | G

When the night has come \_\_\_ and the land is dark.

And the moon is the only light we'll see.

No, I won't be afraid, no, I won't be afraid,

Just as long as you stand, stand by me.



**Chorus 1**

So darling, darling, stand by me. Oh oh stand \_\_\_ by me

Oh stand, \_\_\_ stand by me \_\_\_ stand by me.

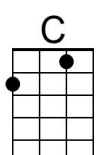
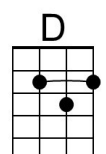
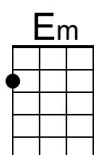
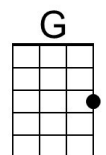
If the sky that we look upon \_\_\_ should tumble and fall

Or the mountains should crumble in the sea.

I won't cry I won't cry, no I won't shed a tear

Just as long as you stand, stand by me.

**Bari**



**Chorus 2**

And darling, darling, stand by me. Oh stand \_\_\_ by me

Oh stand now, \_\_\_ stand by me \_\_\_ stand by me.

**Instrumental Verse. Chorus 2.**

**Outro**

When ever you're in trouble won't you stand by me,

Oh oh stand. stand by me stand by me.

Oh oh stand. stand by me stand by me.

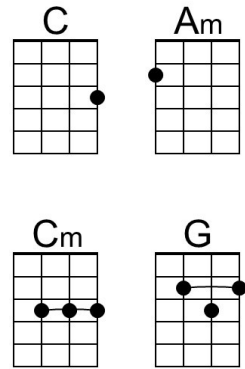
# Take Me Home, Country Roads (C)

(Bill Danoff, Taffy Nivert and John Denver, 1970)

Take Me Home Country Roads by John Denver (1971) (A @ 88 BPM)

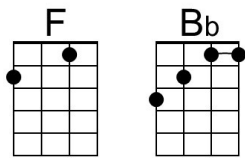
**Intro** C | Am | G | F | C (First two lines of verse)

C Am  
 Almost heaven, \_\_\_ West Virginia,  
 G F C | C  
 \_\_\_ Blue Ridge Mountains, Shenandoah River,  
 C Am  
 \_\_\_ Life is old there, older than the trees.  
 G F C  
 Younger than the mountains, blowin' like a breeze.

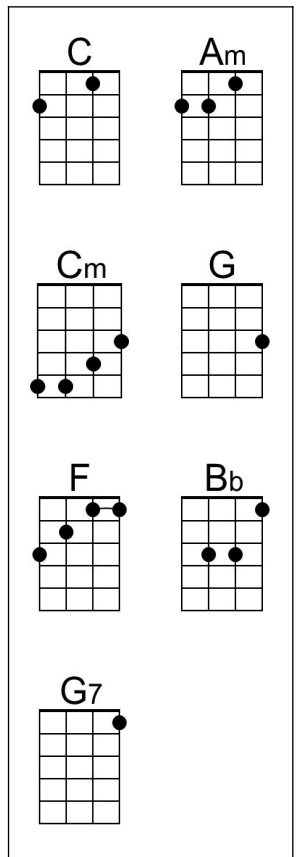
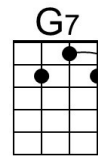


**Chorus**

C | C G | G Am | Am F | F  
 Country roads, take me home to the place I be-long.  
 C | C G | G F | F C | C  
 West Virginia, mountain momma. Take me home, country roads.



C Am  
 All my memories \_\_\_ gather 'round her.  
 G F C C  
 \_\_\_ Miner's lady, stranger to blue water.  
 C Am  
 \_\_\_ Dark and dusty, painted on the sky.  
 G F C  
 Misty taste of moonshine, teardrop in my eye. **Chorus**



**Bridge**

Am G C  
 \_\_\_ I hear her voice in the mornin' hour she calls me.  
 F C G  
 The radio re-minds me of my home far away  
 Am Bb  
 And drivin' down the road I get a  
 F C  
 feelin' that I should have been home  
 G | G G7 | G7 ↓  
 Yesterday, yester-day. **Chorus**

**Outro**

G7 | G7 C | C  
 Take me home, country roads.  
 G | G7 C | G7 ↓ C  
 Take me home, country roads. **(Hold)**

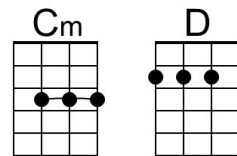
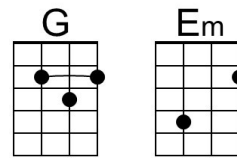
# Take Me Home, Country Roads (G)

(Bill Danoff, Taffy Nivert and John Denver, 1970)

Take Me Home Country Roads by John Denver (1971) (A @ 88 BPM)

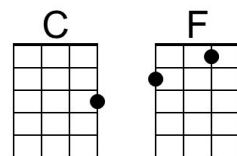
**Intro** G | Em | D | C | G (Cirst two lines of verse)

G Em  
 Almost heaven, \_\_\_ West Virginia,  
 D C G | G  
 \_\_\_ Blue Ridge Mountains, Shenandoah River,  
 G Em  
 \_\_\_ Life is old there, older than the trees.  
 D C G  
 Younger than the mountains, blowin' like a breeze.

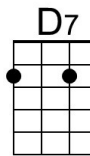


**Chorus**

G | G D | D Em | Em C | C  
 Country roads, take me home to the place I be-long.  
 G | G D | D C | C G | G  
 West Virginia, mountain momma. Take me home, country roads.

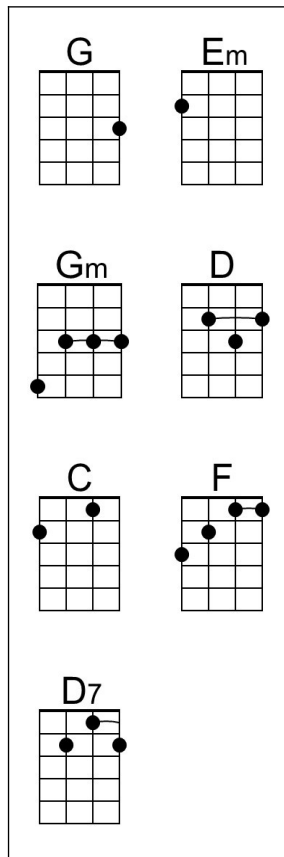


G Em  
 All my memories \_\_\_ gather 'round her.  
 D C G G  
 \_\_\_ Miner's lady, stranger to blue water.  
 G Em  
 \_\_\_ Dark and dusty, painted on the sky.  
 G F C  
 Misty taste of moonshine, teardrop in my eye. **Chorus**



**Bridge**

Em D G  
 \_\_\_ I hear her voice in the mornin' hour she calls me.  
 C G D  
 The radio re-minds me of my home far away  
 Em F  
 And drivin' down the road I get a  
 C G  
 feelin' that I should have been home  
 D | D D7 | D7 ↓  
 Yesterday, yester-day. **Chorus**



**Outro**

D7 | D7 G | G  
 Take me home, country roads.  
 D | D7 G | D7 ↓ G  
 Take me home, country roads. **(Hold)**

# Tell Me Why (John Lennon & Paul McCartney, 1964) (C)

Tell Me Why by The Beatles (D)

4/4 – 150 BPM

(Chords in Gray are optional)

**Intro** Dm G7 | Dm G7 | Dm G7 | Dm G7 |

**Chorus**

Dm7 G7 | C | Am | Dm7 | G7 Cm7 F7 | C Dm7  
 \_\_\_ Tell me why \_\_\_ you cried \_\_\_ and why you lied \_\_\_ to me.  
 G7 | C | Am | Dm7 | G7 Cm7 F7 | C Dm7  
 Tell me why \_\_\_ you cried \_\_\_ and why you lied \_\_\_ to me.

G7 C Am Dm7 G7  
 Well, I gave you everything I had, but you left me sitting on my own  
 C Am Dm7 G7  
 Did you have to treat me oh so bad? All I do is hang my head and moan. **Chorus**

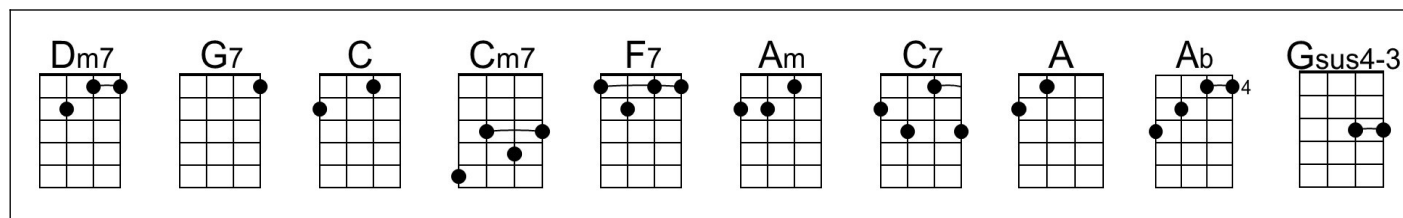
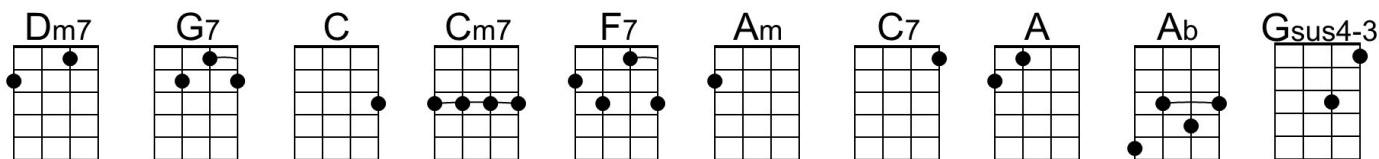
G7 C Am Dm7 G7  
 If it's something that I've said or done. Tell me what, and I'll apolo-gize.  
 C Am Dm7 G7  
 If you don't I really can't go on, holding back these tears in my eyes. **Chorus**

**Bridge**

C7 F7 G7  
 Well, I beg you on my bended knees, if you'll only listen to my pleas.  
 Am  
 Is there anything I can do?  
 Dm7 G7 C - G7  
 'Cause I really can't stand it, I'm so in love with you.

Dm7 G7 | C | Am | Dm7 | G7 Cm7 F7 | C Dm7  
 \_\_\_ Tell me |why \_\_\_ you cried \_\_\_ and why you lied \_\_\_ to me.  
 G7 | C | Am | Dm7 | G7 Dm7 | G7 Gm |  
 Tell me why \_\_\_ you cried \_\_\_ and why you lied \_\_\_ to me.

**Outro** (Hold)  
 Am Ab | Gsus4-3 C





# Tell Me Why (John Lennon & Paul McCartney, 1964) (D)

Tell Me Why by The Beatles (D)

4/4 – 150 BPM

(Chords in Gray are optional)

**Intro** Em7 A7 | Em7 A7 | Em7 A7 | Em7 A7 |

**Chorus**

Em7 A7 |D |Bm |Em7 |A7 Dm7 G7 |D Em7  
 \_\_\_ Tell me why \_\_\_ you cried \_\_\_ and why you lied \_\_\_ to me.  
 A7 |D |Bm |Em7 |A7 Dm7 G7 |D Em7  
 Tell me why \_\_\_ you cried \_\_\_ and why you lied \_\_\_ to me.

A7 D Bm Em7 A7  
 Well, I gave you everything I had, but you left me sitting on my own  
 D Bm Em7 A7  
 Did you have to treat me oh so bad? All I do is hang my head and moan. **Chorus**

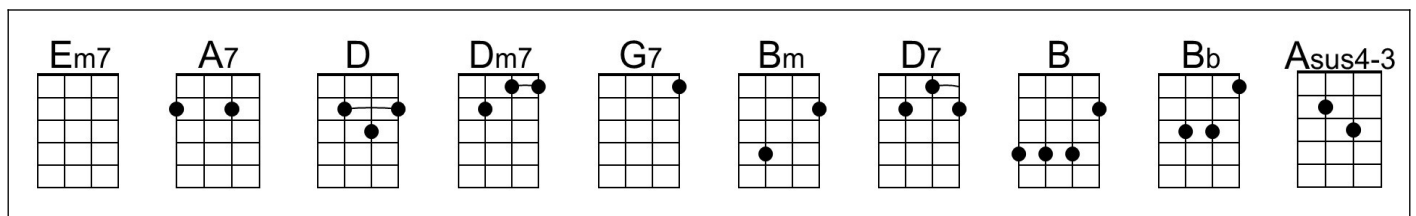
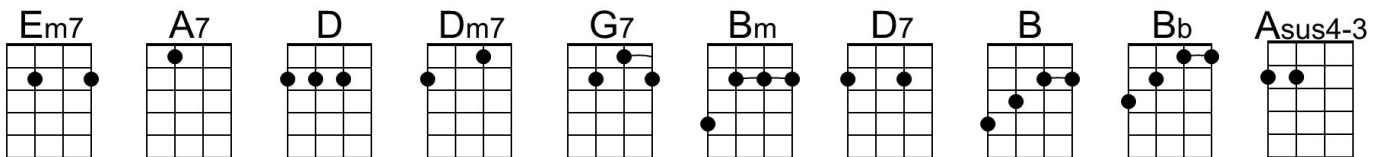
A7 D Bm Em7 A7  
 If it's something that I've said or done. Tell me what, and I'll apolo-gize.  
 D Bm Em7 A7  
 If you don't I really can't go on, holding back these tears in my eyes. **Chorus**

**Bridge**

D7 G7 A7  
 Well, I beg you on my bended knees, if you'll only listen to my pleas.  
 Bm  
 Is there anything I can do?  
 Em7 A7 D - A7  
 'Cause I really can't stand it, I'm so in love with you.

Em7 A7 |D |Bm |Em7 |A7 Dm7 G7 |D Em7  
 \_\_\_ Tell me |why \_\_\_ you cried \_\_\_ and why you lied \_\_\_ to me.  
 A7 |D |Bm |Em7 |A7 Em7 |A7 Am |  
 Tell me why \_\_\_ you cried \_\_\_ and why you lied \_\_\_ to me.

**Outro** (Hold)  
 Bm Bb | Asus4-3 D



# Tell Me Why (John Lennon & Paul McCartney, 1964) (G)

Tell Me Why by The Beatles (D)

4/4 – 150 BPM

(Chords in Gray are optional)

**Intro** Am D7 | Am D7 | Am D7 | Am D7 |

**Chorus**

Am7 D7 |G |Em |Am7 |D7 Gm7 C7 |G Am7

\_\_\_ Tell me why \_\_\_ you cried \_\_\_ and why you lied \_\_\_ to me.

D7 |G |Em |Am7 |D7 Gm7 C7 |G Am7

Tell me why \_\_\_ you cried \_\_\_ and why you lied \_\_\_ to me.

D7 G Em Am7 D7

Well, I gave you everything I had, but you left me sitting on my own

G Em Am7 D7

Did you have to treat me oh so bad? All I do is hang my head and moan. **Chorus**

D7 G Em Am7 D7

If it's something that I've said or done. Tell me what, and I'll apolo-gize.

G Em Am7 D7

If you don't I really can't go on, holding back these tears in my eyes. **Chorus**

**Bridge**

G7 C7 D7

Well, I beg you on my bended knees, if you'll only listen to my pleas.

Em

Is there anything I can do?

Am7 D7 G - D7

'Cause I really can't stand it, I'm so in love with you.

Am7 D7 |G |Em |Am7 |D7 Gm7 C7 |G Am7

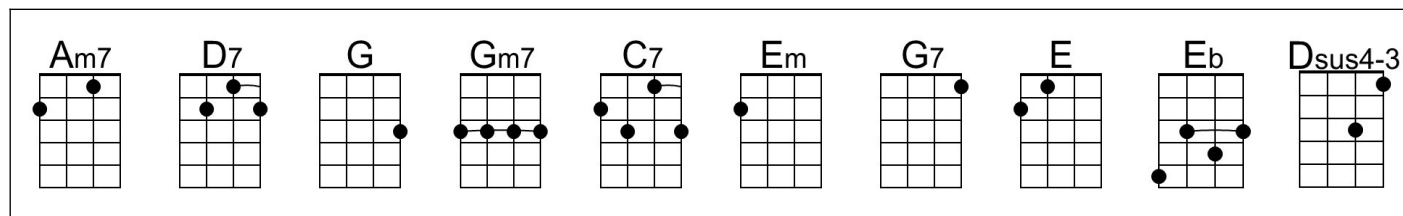
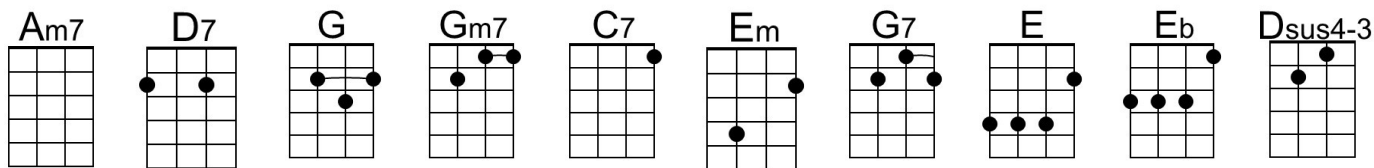
\_\_\_ Tell me |why \_\_\_ you cried \_\_\_ and why you lied \_\_\_ to me.

D7 |G |Em |Am7 |D7 Am7 |D7 Dm |

Tell me why \_\_\_ you cried \_\_\_ and why you lied \_\_\_ to me.

**Outro** (Hold)

Em Eb | Dsus4-3 G

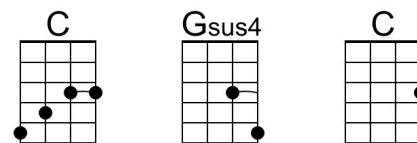


# This Boy (Ringo's Theme) (John Lennon & Paul McCartney) (C)

This Boy by The Beatles (1963) (D)

4/4 – 110 BPM

**Intro** (three strums): C<sup>1</sup> Gsus4 C<sup>1</sup>  
| C<sup>2</sup> Am | Dm7 G7 | (2x)



C Am Dm7 G7 C - Am

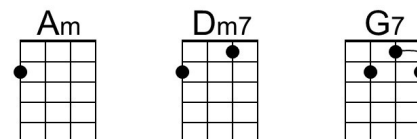
That boy \_\_\_ took my love a-way.

Dm7 G7 C - Am

Though he'll regret it some-day,

Dm7 G C Am | Dm7 G |

But this boy, wants you back a-gain.



C Am Dm7 G7 C - Am

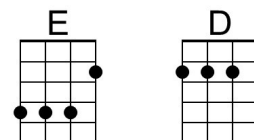
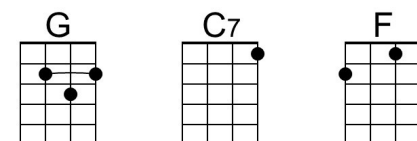
That boy \_\_\_ isn't good for you.

Dm7 G7 C - Am

Though he may want you, too,

Dm7 G C | C7

This boy, wants you back a-gain.



## Bridge

F E

Oh, and this boy would be happy

Am C7

Just to love you, but oh my-y-y

F D

That boy won't be happy

G

'Til he's seen you cry-y-y.

C Am Dm7 G7 C - Am

This boy \_\_\_ wouldn't mind the pain,

Dm7 G7 C - Am

Would always feel the same,

F G7 C Am | Dm7 G7 |

If this boy, gets you back a-gain.

C - Am | Dm G | C - Am | Dm G |

This boy. This boy.

C - Am | F G | C

This boy.

**Bari**

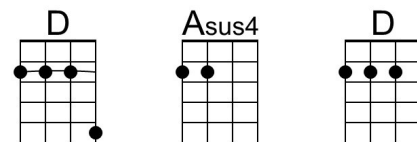
The 1<sup>st</sup> form of the C listed is only played in the Introduction; thereafter, use the 2<sup>nd</sup> form.

# This Boy (Ringo's Theme) (John Lennon & Paul McCartney) (D)

This Boy by The Beatles (1963) (D)

6/8 or 12/8 – 110 BPM

**Intro** (three strums): D<sup>1</sup> Asus4 D<sup>1</sup>  
| D<sup>2</sup> Bm | Em7 A7 | (2x)



D Bm Em7 A7 D - Bm

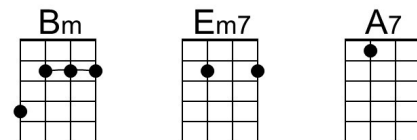
That boy \_\_\_ took my love a-way.

Em7 A7 D - Bm

Though he'll regret it some-day,

Em7 A D Bm | Em7 A |

But this boy, wants you back a-gain.



D Bm Em7 A7 D - Bm

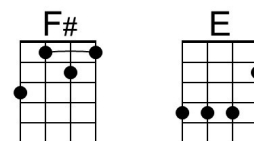
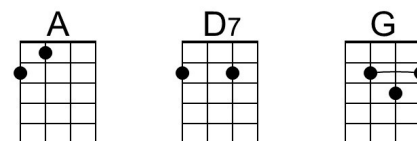
That boy \_\_\_ isn't good for you.

Em7 A7 D - Bm

Though he may want you, too,

Em7 A D | D7

This boy, wants you back a-gain.



**Bridge**

G F#  
Oh, and this boy would be happy

Bm D7  
Just to love you, but oh my-y-y-y

G E  
That boy won't be happy

A  
'Til he's seen you cry-y-y.

D Bm Em7 A7 D - Bm

This boy \_\_\_ wouldn't mind the pain,

Em7 A7 D - Bm

Would always feel the same,

G A7 D Bm | Em7 A7 |

If this boy, gets you back a-gain.

D - Bm | Em A | D - Bm | Em A |  
This boy. This boy.

D - Bm | G A | D  
This boy.

**Bari**

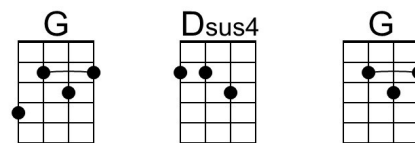
The 1<sup>st</sup> form of the D listed is only played in the Introduction; thereafter, use the 2<sup>nd</sup> form.

# This Boy (Ringo's Theme) (John Lennon & Paul McCartney) (G)

This Boy by The Beatles (1963) (D)

4/4 – 110 BPM

**Intro** (three strums): G<sup>1</sup> Dsus4 G<sup>1</sup>  
 | G<sup>2</sup> Em | Am7 D7 | (2x)



G Em Am7 D7 G - Em

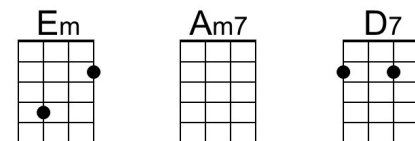
That boy \_\_\_ took my love a-way.

Am7 D7 G - Em

Though he'll regret it some-day,

Am7 D G Em | Am7 D |

But this boy, wants you back a-gain.



G Em Am7 D7 G - Em

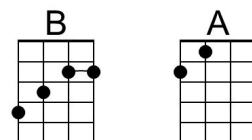
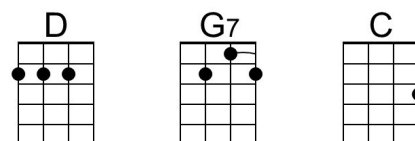
That boy \_\_\_ isn't good for you.

Am7 D7 G - Em

Though he may want you, too,

Am7 D G | G7

This boy, wants you back a-gain.



**Bridge**

C B  
 Oh, and this boy would be happy

Em G7  
 Just to love you, but oh my-y-y

C A  
 That boy won't be happy

D  
 'Til he's seen you cry-y-y.

G Em Am7 D7 G - Em

This boy \_\_\_ wouldn't mind the pain,

Am7 D7 G - Em

Would always feel the same,

C D7 G Em | Am7 D7 |

If this boy, gets you back a-gain.

G - Em | Am D | G - Em | Am D |  
 This boy. This boy.

G - Em | C D | G  
 This boy.

**Bari**

The 1<sup>st</sup> form of the G listed is only played in the Introduction; thereafter, use the 2<sup>nd</sup> form.

**This Magic Moment (Jerome 'Doc' Pomus & Mort Shuman, 1959) (C)**

This Magic Moment by The Drifters (1960) (C) 136 BPM

This Magic Moment by Jay and The Americans (1968) (C) 123 BPM

**Intro** C | C | Am | Am | F | F | G | G

**Tacet** C Am  
This magic moment, so different and so new,  
F G  
Was like any other until I kissed you.

**Tacet** C Am  
And then it happened, it took me by surprise;  
F G  
I knew that you felt it too, by the look in your eyes.

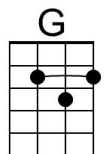
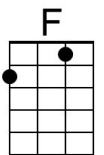
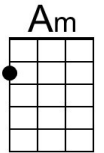
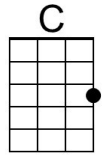
**Bridge**

**Tacet** Am  
Sweeter than wine (*sweeter than wine*)  
F  
Softer than a summer night (*softer than a summer night*)  
C  
Everything I wanna have (*everything, everything*)  
G | G  
Whenever I hold you tight.

**Tacet** C  
This magic moment (*this magic moment*)  
Am  
while your lips are close to mine  
F  
Will last for-ever, (*this magic moment*)  
G C  
for-ever 'till the end of time. (*magic*)  
Am F  
Oh-oh-oh-oh (*magic*). Oh-oh-oh-oh-oh. (*magic*)  
G  
Oh-oh-oh-oh (*moment*)

**Repeat from Bridge.**

**Outro**  
C Am  
Oh-oh-oh-oh (*magic*). Oh-oh-oh-oh-oh. (*magic*)  
F G | Am | F | G | C  
Oh-oh-oh-oh (*magic*). Oh-oh-oh-oh-oh. (*moment*)



**Bari**

C

Am

F

G

**This Magic Moment (Jerome 'Doc' Pomus & Mort Shuman, 1959) (G)**

This Magic Moment by The Drifters (1960) (C) 136 BPM

This Magic Moment by Jay and The Americans (1968) (C) 123 BPM

**Intro** G | G | Em | Em | C | C | D | D

**Tacet** G Em  
This magic moment, so different and so new,  
C D  
Was like any other until I kissed you.

**Tacet** G Em  
And then it happened, it took me by surprise;  
C D  
I knew that you felt it too, by the look in your eyes.

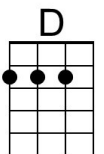
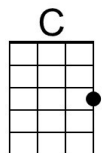
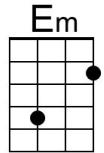
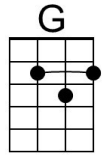
**Bridge**

**Tacet** Em  
Sweeter than wine (*sweeter than wine*)  
C  
Softer than a summer night (*softer than a summer night*)  
G  
Everything I wanna have (*everything, everything*)  
D | D  
Whenever I hold you tight.

**Tacet** G  
This magic moment (*this magic moment*)  
Em  
while your lips are close to mine  
C  
Will last for-ever, (*this magic moment*)  
D G  
for-ever 'till the end of time.  
Em C  
Oh-oh-oh-oh-oh (*magic*). Oh-oh-oh-oh-oh. (*magic*)  
D  
Oh-oh-oh-oh-oh (*moment*)

**Repeat from Bridge.**

**Outro**  
G Em  
Oh-oh-oh-oh-oh (*magic*). Oh-oh-oh-oh-oh. (*magic*)  
D G Em | C | D | G  
Oh-oh-oh-oh-oh (*magic*). Oh-oh-oh-oh-oh. (*moment*)



**Bari**

A vertical box containing four guitar chord diagrams for Bari guitar style. From top to bottom: G major (1st string 2nd fret, 2nd string 3rd fret, 3rd string 2nd fret), Em minor (1st string 2nd fret, 2nd string open, 3rd string 2nd fret), C major (1st string open, 2nd string open, 3rd string open, 4th string 2nd fret), and D major (1st string 2nd fret, 2nd string 3rd fret, 3rd string 2nd fret).

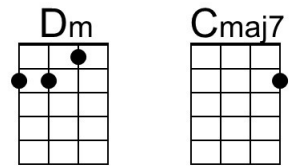
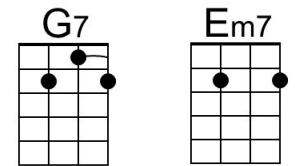
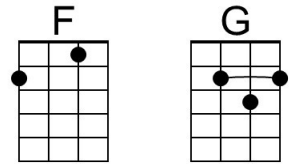
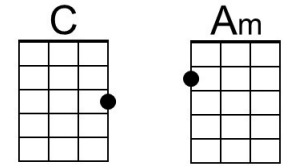
Unchained Melody (Alex North & Hy Zaret, 1955) (C)

Unchained Melody by The Righteous Brothers (solo by Bobby Hatfield) (1965) (C)

2/2 Time – Tempo = 100 BPM

**Intro** C | Am | F | G |

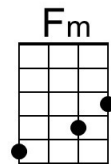
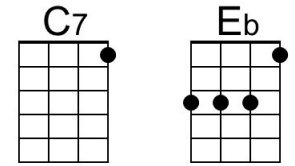
C Am F G G7 C  
 Oh my love my darling. I've hungered for your touch,  
 Am G | G7 | C Am F  
 A long lonely time. \_\_\_ And time goes by so slowly  
 G G7 C Am Em7 | G7  
 And time can do so much. Are you still mine?  
 C | .. G Am Em7  
 I need your love, I need your love,  
 Dm | .. G C Cmaj7 | C7  
 God speed your love to me.



**Bridge**

F G F Eb  
 Lonely rivers flow to the sea to the sea,  
 F G C | C7  
 To the open arms of the sea ( yeah )  
 F G F Eb  
 Lonely rivers sigh: "Wait for me wait for me;  
 F G C | C  
 I'll be coming home, wait for me."

C Am F G G7 C  
 Oh my love my darling. I've hungered for your touch,  
 Am G | G7 | C Am F  
 A long lonely time. \_\_\_ Time goes by so slowly,  
 G G7 C Am Em7 | G7  
 And time can do so much. Are you still mine?  
 C | .. G Am Em7  
 I need your love, I need your love,  
 Dm | .. G C | Am | F | Fm | C  
 God speed your love to me.



Bari					



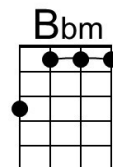
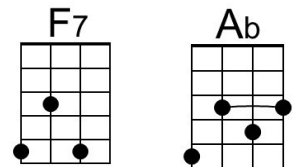
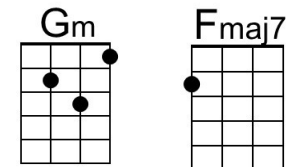
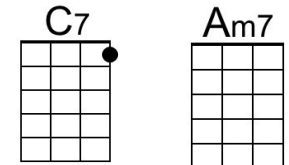
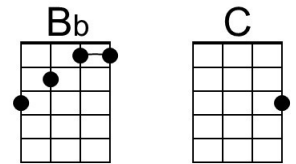
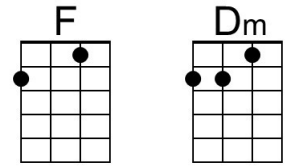
Unchained Melody (Alex North & Hy Zaret, 1955) (F)

Unchained Melody by The Righteous Brothers (solo by Bobby Hatfield) (1965) (C)

2/2 Time - □ = 100 BPM

**Intro** F | Dm | B<sup>b</sup> | C |

F Dm B<sup>b</sup> C C7 F  
 Oh my love my darling. I've hungered for your touch,  
 Dm C | C7 | F Dm B<sup>b</sup>  
 A long lonely time. \_\_\_ And time goes by so slowly  
 C C7 F Dm Am7 | C7  
 And time can do so much. Are you still mine?  
 F | .. C Dm Am7  
 I need your love, I need your love,  
 Gm | .. C F Fmaj7 | F7  
 God speed your love to me.



**Bridge**

B<sup>b</sup> C B<sup>b</sup> A<sup>b</sup>  
 Lonely rivers flow to the sea to the sea,  
 B<sup>b</sup> C F | F7  
 To the open arms of the sea ( yeah )  
 B<sup>b</sup> C B<sup>b</sup> A<sup>b</sup>  
 Lonely rivers sigh: "Wait for me wait for me;  
 B<sup>b</sup> C F | F  
 I'll be coming home, wait for me."

F Dm B<sup>b</sup> C C7 F  
 Oh my love my darling. I've hungered for your touch,  
 Dm C | C7 | F Dm B<sup>b</sup>  
 A long lonely time. \_\_\_ Time goes by so slowly,  
 C C7 F Dm Am7 | C7  
 And time can do so much. Are you still mine?  
 F | .. C Dm Am7  
 I need your love, I need your love,  
 Gm | .. C F | Dm | B<sup>b</sup> | B<sup>b</sup> m | F  
 God speed your love to me.

**Bari**

# Unchained Melody (Alex North & Hy Zaret, 1955) (G)

Unchained Melody by The Righteous Brothers (solo by Bobby Hatfield) (1965) (C)

2/2 Time – Tempo = 100 BPM

**Intro** G | Em | C | D |

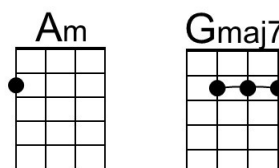
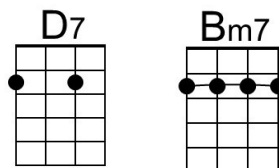
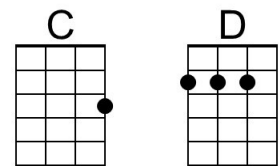
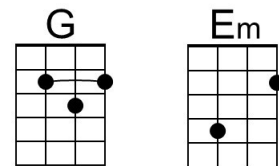
G Em C D D7 G  
Oh my love my darling. I've hungered for your touch,

Em D | D7 | G Em C  
A long lonely time. \_\_\_ And time goes by so slowly

D D7 G Em Bm7 | D7  
And time can do so much. Are you still mine?

G | .. D Em Bm7  
I need your love, I need your love,

Am | .. D G Gmaj7 | G7  
God speed your love to me.



**Bridge**

C D C B<sub>b</sub>  
Lonely rivers flow to the sea to the sea,

C D G | G7  
To the open arms of the sea ( yeah )

C D C B<sub>b</sub>  
Lonely rivers sigh: "Wait for me wait for me;

C D G | G  
I'll be coming home, wait for me."

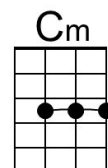
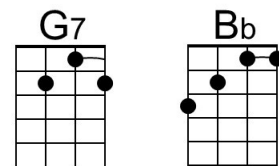
G Em C D D7 G  
Oh my love my darling. I've hungered for your touch,

Em D | D7 | G Em C  
A long lonely time. \_\_\_ Time goes by so slowly,

D D7 G Em Bm7 | D7  
And time can do so much. Are you still mine?

G | .. D Em Bm7  
I need your love, I need your love,

Am | .. D G | Em | C | Cm | G  
God speed your love to me.



**Bari**

G	Em	C	D	D7	
Bm7	Am	Gmaj7	G7	Bb	Cm

# Where Have All the Flowers Gone (C)

(Pete Seeger, 1955; added verses by Joe Hickerson, May 1960)

Where Have All the Flowers Gone by the Kingston Trio (Bb) (131 BPM)

Where Have All the Flowers Gone by Peter, Paul and Mary (Bb) (118 BPM)

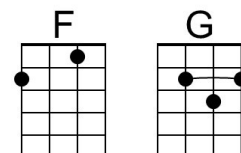
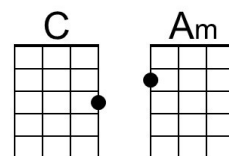
Where Have All the Flowers Gone by Pete Seeger (Bb) (134 BPM)

**Intro** C | Am | F | G |

C Am F G  
Where have all the flowers gone, long time passing?

C Am Dm G  
Where have all the flowers gone, long time ago?

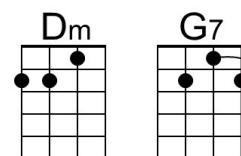
C Am F G  
Where have all the flowers gone? Young girls picked them everyone.



**Chorus**

F C  
When will they ever learn?

F G7 C | G7  
When will they ever learn?



C Am F G  
Where have all the young girls gone, long time passing?

C Am Dm G  
Where have all the young girls gone, long time ago?

C Am F G  
Where have all the young girls gone? Gone for husbands everyone. **Chorus**

C Am F G  
Where have all the husbands gone, long time passing?

C Am Dm G  
Where have all the husbands gone, long time ago?

C Am F G  
Where have all the husbands gone? Gone for soldiers everyone. **Chorus**

C Am F G  
Where have all the soldiers gone, long time passing?

C Am Dm G  
Where have all the soldiers gone, long time ago?

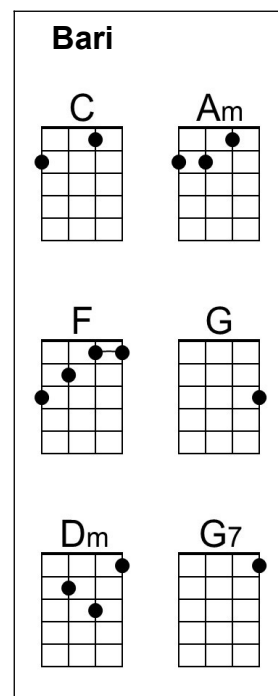
C Am F G  
Where have all the soldiers gone? Gone to graveyards everyone. **Chorus**

C Am F G  
Where have all the graveyards gone, long time passing?

C Am Dm G  
Where have all the graveyards gone, long time ago?

C Am F G  
Where have all the graveyards gone? Gone to flowers everyone. **Chorus**

**Repeat Verse 1 End on C**



# Where Have All the Flowers Gone (G)

(Pete Seeger, 1955; added verses by Joe Hickerson, May 1960)

Where Have All the Flowers Gone by the Kingston Trio (Bb) (131 BPM)

Where Have All the Flowers Gone by Peter, Paul and Mary (Bb) (118 BPM)

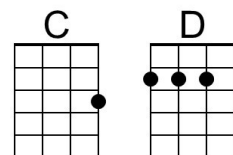
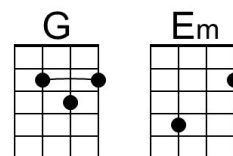
Where Have All the Flowers Gone by Pete Seeger (Bb) (134 BPM)

**Intro** G | Em | C | D |

G Em C D  
Where have all the flowers gone, long time passing?

G Em Am D  
Where have all the flowers gone, long time ago?

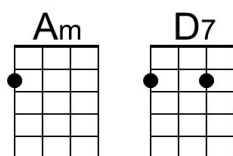
G Em C D  
Where have all the flowers gone? Young girls picked them everyone.



**Chorus**

C G  
When will they ever learn?

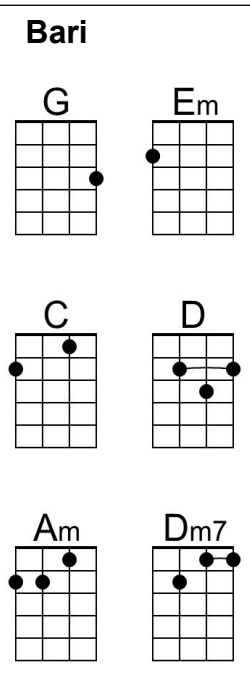
C D7 G | D7  
When will they ever learn?



G Em C D  
Where have all the young girls gone, long time passing?

G Em Am D  
Where have all the young girls gone, long time ago?

G Em C D  
Where have all the young girls gone? Gone for husbands everyone. **Chorus**



G Em C D  
Where have all the husbands gone, long time passing?

G Em Am D  
Where have all the husbands gone, long time ago?

G Em C D  
Where have all the husbands gone? Gone for soldiers everyone. **Chorus**

G Em C D  
Where have all the soldiers gone, long time passing?

G Em Am D  
Where have all the soldiers gone, long time ago?

G Em C D  
Where have all the soldiers gone? Gone to graveyards everyone. **Chorus**

G Em C D  
Where have all the graveyards gone, long time passing?

G Em Am D  
Where have all the graveyards gone, long time ago?

G Em C D  
Where have all the graveyards gone? Gone to flowers everyone. **Chorus**

**Repeat Verse 1 End on G**

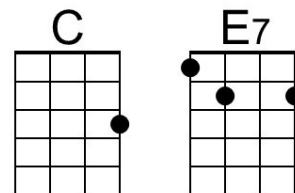
# Who Put the Bomp (Barry Mann & Gerry Goffin, 1961) (C)

Who Put the Bomp by Barry Mann (C) – Who Put the Bomp by The Viscounts (1961)

4/4 | Tempo = 175

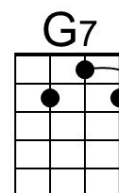
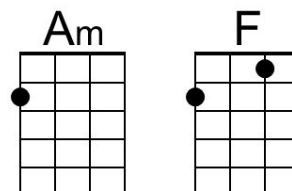
## Intro (Single C Strum)

C E7 Am  
I'd like to thank the guy, who wrote the song  
F G7 | C |  
That made my baby fall in love with me ....



## Chorus

C Am  
Who but the *bomp* in the bomp a bomp a bomp?  
F G7  
Who put the *ram* in the rama lama ding dong?  
C Am  
Who put the *bop* in the bop shoo bop shoo bop?  
F G7  
Who put the *dip* in the dip de dip de dip?  
C E7 Am F  
Who was that man? I'd like to shake his hand!  
C F G7 C - G7  
He made my baby fall in love with me..(yeah)

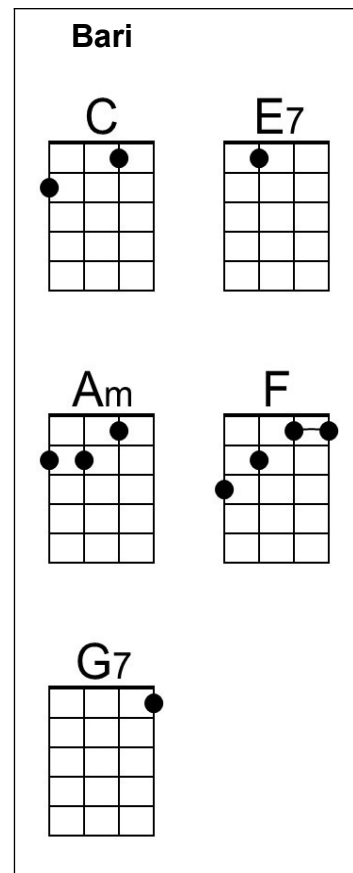


C Am F G7  
When my baby heard "Bomp ba ba-bomp a bomp a bomp bomp,"  
C Am F - G7 C E7  
Every word went right into her heart. And when she heard them singing  
Am F  
"Rama lama rama, lama lama ding dong"  
C F G7 C - G7  
She said we'd never have to part. So, **Chorus**

C Am  
Each time that we're a-lone  
F G7  
Booety booety booety booety booety booety shoop  
C Am F - G7 C E7  
Sets my baby's heart all a glow. And every time we dance to  
Am F  
Dip de dip de dip dip de dip de dip.  
C F G7 C - G7  
She always says she loves me so. So, **Chorus**

## Lyrics spoken; chords repeated. End on C

C Am F G7  
Darling, bomp ba ba bomp ba-bomp a bomp bomp  
And my honey, ramalama ding dong forever  
And when I say dip de dip de dip de dip  
You know I mean it from the bottom of my  
booety booety booety shoop.



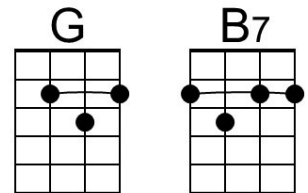
# Who Put the Bomp (Barry Mann & Gerry Goffin, 1961) (G)

Who Put the Bomp by Barry Mann (C) – Who Put the Bomp by The Viscounts (1961)

4/4 | Tempo = 175

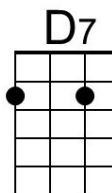
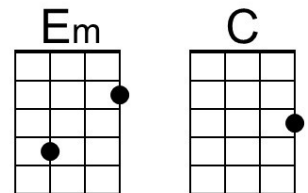
## Intro (Single G Strum)

G B7 Em  
I'd like to thank the guy, who wrote the song  
C D7 | G |  
That made my baby fall in love with me ....



## Chorus

G Em  
Who but the *bomp* in the bomp a bomp a bomp?  
C D7  
Who put the *ram* in the rama lama ding dong?  
G Em  
Who put the *bop* in the bop shoo bop shoo bop?  
C D7  
Who put the *dip* in the dip de dip de dip?  
G B7 Em C  
Who was that man? I'd like to shake his hand!  
G C D7 G - D7  
He made my baby fall in love with me..(yeah)

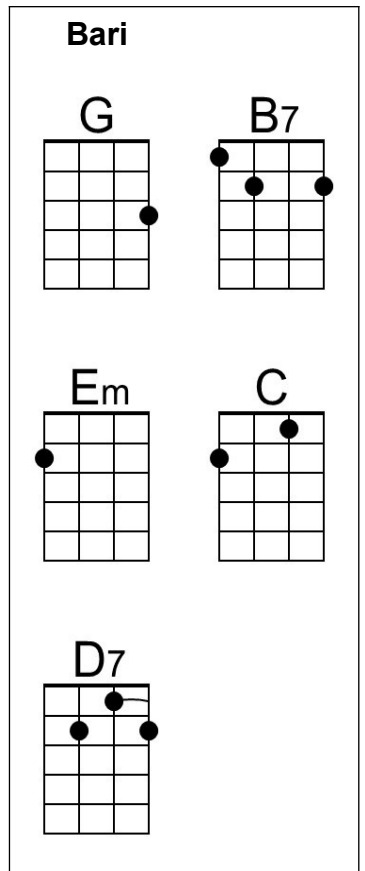


G Em C D7  
When my baby heard "Bomp ba ba-bomp a bomp a bomp bomp,"  
G Em C - D7 G B7  
Every word went right into her heart. And when she heard them singing  
Em C  
"Rama lama rama, lama lama ding dong"  
G C D7 G - D7  
She said we'd never have to part. So, **Chorus**

G Em  
Each time that we're a-lone  
C D7  
Boogety boogety boogety boogety boogety boogety shoop  
G Em C - D7 G B7  
Sets my baby's heart all a glow. And every time we dance to  
Em C  
Dip de dip de dip dip de dip de dip.  
G C D7 G - D7  
She always says she loves me so. So, **Chorus**

## Lyrics spoken; chords repeated. End on G

G Em C D7  
Darling, bomp ba ba bomp ba-bomp a bomp bomp  
And my honey, ramalama ding dong forever  
And when I say dip de dip de dip de dip  
You know I mean it from the bottom of my  
boogety boogety boogety shoop.



# Why Do Fools Fall In Love (C)

(Frankie Lymon, Herman Santiago, Jimmy Merchant, 1955-56)

Why Do Fools Fall In Love by Frankie Lymon & The Teenagers (1956) (C# - 174 BPM)

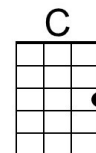
## Intro

C Am Dm G7 C Am Dm G7 C Am Dm G7

Oh wah, Oh wah, Oh wah, Oh wah, Oh wah, Oh wah,

C

Why **Tacet** do fools fall in love?



C Am Dm G7 C - Am Dm G7 C Am

Why do birds sing, so gay? And lovers a-wait the break of day,

Dm G7 C - Am | Dm G |

Why do they fall in love?



C - Am Dm G7 C Am Dm G7 C Am

Why... does the rain fall from up a-bove? Why do fools, fall in love?

Dm G7 C F C

Why do they fall in love?



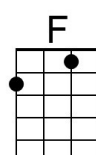
## Bridge

F C C7  
Love is a losing game, love can be a shame.

D7 G7  
I know of a fool you see; for - that - fool is me.

C - Am | Dm G C - Am | Dm  
Tell me why, Why-y?

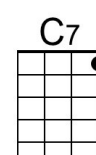
G C - Am Dm G C Am | Dm G  
Tell me why, Why do they fall in love?



## Repeat Intro

## Instrumental Verse

C Am | Dm G | C Am | Dm G | C Am | Dm G | C F C



## Repeat Bridge

## Outro

F G C  
Why - do - fools - fall in love?

C Am Dm G7 C Am Dm G7 C Am Dm G7

Oh wah, Oh wah, Oh wah, Oh wah, Oh wah, Oh wah,

C | C ↓

Why **Tacet** do fools fall in love?



Bari

# Why Do Fools Fall In Love (G)

(Frankie Lymon, Herman Santiago, Jimmy Merchant, 1955-56)

Why Do Fools Fall In Love by Frankie Lymon & The Teenagers (1956) (C# - 174 BPM)

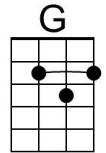
## Intro

G Em Am D7 G Em Am D7 G Em Am D7

Oh wah, Oh wah, Oh wah, Oh wah, Oh wah, Oh wah,

G **Tacet**

Why do fools fall in love?

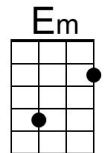


G Em Am D7 G - Em Am D7 G Em

Why do birds sing, so gay? And lovers a-wait the break of day,

Am D7 G - Em | Am D |

Why do they fall in love?

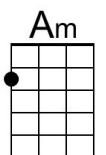


G - Em Am D7 G Em Am D7 G Em

Why... does the rain fall from up a-bove? Why do fools, fall in love?

Am D7 G C G

Why do they fall in love?



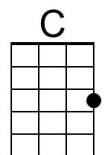
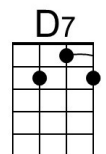
## Bridge

C G G7  
Love is a losing game, love can be a shame.

A7 D7  
I know of a fool you see; for - that - fool is me.

G - Em | Am D G - Em | Am  
Tell me why, Why-y?

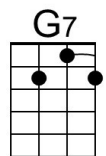
D G - Em Am D G Em | Am D  
Tell me why, Why do they fall in love?



## Repeat Intro

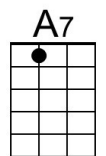
## Instrumental Verse

G Em | Am D | G Em | Am D | G Em | Am D | G C G



## Repeat Bridge

C D G  
Why - do - fools - fall in love?



## Outro

G Em Am D7 G Em Am D7 G Em Am D7

Oh wah, Oh wah, Oh wah, Oh wah, Oh wah, Oh wah,

G | G ↓

Why **Tacet** do fools fall in love?

Bari



# You Don't Own Me (John Madara & David White, 1963) (C)

You Don't Own Me by Lesley Gore (D – 95 BPM)

**Intro** Cm Cm

**Fm**  
You don't own me,  
**G7 Fm G Cm**  
I'm not just one of your many toys  
**Fm**  
You don't own me,  
**G7 Fm G Cm**  
Don't say I can't go with other boys

**C**  
And don't tell me what to do  
**Am**  
And don't tell me what to say  
**F**  
And please, when I go out with you,  
**G G7 Cm**  
Don't put me on display, ' cause

**Fm**  
You don't own me,  
**G7 Fm G Cm**  
Don't try to change me in any way  
**Fm**  
You don't own me,  
**G7 Fm G Cm**  
Don't tie me down 'cause I'd never stay

**C**  
Oh, I don't tell you what to say  
**Am**  
I don't tell you what to do  
**F**  
So just let me be myself,  
**G G7**  
That's all I ask of you.

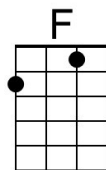
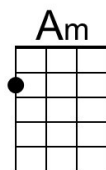
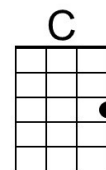
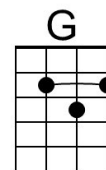
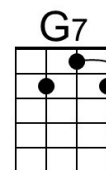
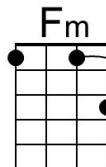
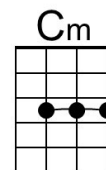
**C**  
I'm young and I love to be young  
**Am**  
I'm free and I love to be free  
**F**  
To live my life the way I want  
**G G7**  
To say and do what-ever I please  
**Cm Fm G7 Fm G C (2x)**

**C**  
Aaah don't tell me what to do  
**Am**  
And don't tell me what to say  
**F**  
And please, when I go out with you,  
**G G7**  
Don't put me on display

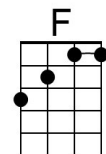
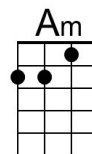
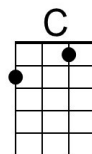
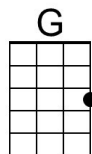
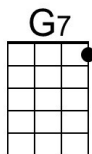
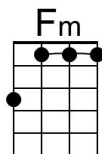
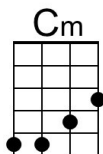
**C**  
I don't tell you what to say  
**Am**  
Oh-h-h-h don't tell you what to do  
**F**  
So just let me be myself  
**G G7**  
That's all I ask of you

**C**  
I'm young and I love to be young  
**Am**  
I'm free and I love to be free  
**F**  
To live my life the way I want  
**G G7**  
To say and do what-ever I please

**Cm Fm C**  
You don't own me...



Bari



# You Don't Own Me (John Madara & David White, 1963) (D)

You Don't Own Me by Lesley Gore (D – 95 BPM)

**Intro** Dm Dm

Gm  
 You don't own me,  
**A7** Gm A Dm  
 I'm not just one of your many toys  
 Gm  
 You don't own me,  
**A7** Gm A Dm  
 Don't say I can't go with other boys

D  
 And don't tell me what to do  
**Bm**  
 And don't tell me what to say  
**G**  
 And please, when I go out with you,  
**A** **A7** **Dm**  
 Don't put me on display, ' cause

Gm  
 You don't own me,  
**A7** Gm A Dm  
 Don't try to change me in any way  
 Gm  
 You don't own me,  
**A7** Gm A Dm  
 Don't tie me down 'cause I'd never stay

D  
 Oh, I don't tell you what to say  
**Bm**  
 I don't tell you what to do  
**G**  
 So just let me be myself,  
**A** **A7**  
 That's all I ask of you.

D  
 I'm young and I love to be young  
**Bm**  
 I'm free and I love to be free  
**G**  
 To live my life the way I want  
**A** **A7**  
 To say and do what-ever I please

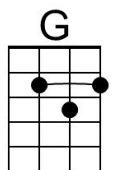
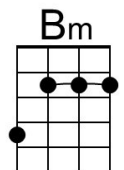
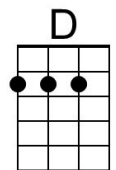
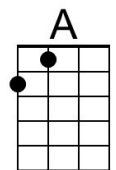
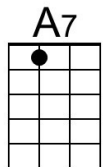
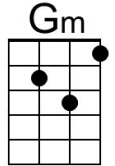
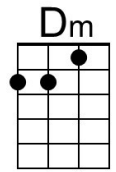
**Instrumental (2x)**  
 Dm Gm A7 Gm A D

D  
 Aaah don't tell me what to do  
**Bm**  
 And don't tell me what to say  
**G**  
 And please, when I go out with you,  
**A** **A7**  
 Don't put me on display

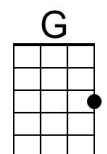
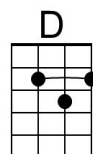
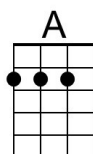
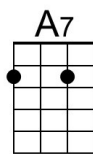
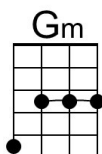
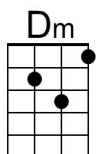
D  
 I don't tell you what to say  
**Bm**  
 Oh-h-h-h don't tell you what to do  
**G**  
 So just let me be myself  
**A** **A7**  
 That's all I ask of you

D  
 I'm young and I love to be young  
**Bm**  
 I'm free and I love to be free  
**G**  
 To live my life the way I want  
**A** **A7**  
 To say and do what-ever I please

Dm Gm D  
 You don't own me...



Bari



# You Don't Own Me (John Madara & David White, 1963) (G)

You Don't Own Me by Lesley Gore (D – 95 BPM)

**Intro** Gm Gm

Cm  
 You don't own me,  
 D7 Cm D Gm  
 I'm not just one of your many toys  
 Cm  
 You don't own me,  
 D7 Cm D Gm  
 Don't say I can't go with other boys

G  
 And don't tell me what to do  
 Em  
 And don't tell me what to say  
 C  
 And please, when I go out with you,  
 D D7 Gm  
 Don't put me on display, ' cause

Cm  
 You don't own me,  
 D7 Cm D Gm  
 Don't try to change me in any way  
 Cm  
 You don't own me,  
 D7 Cm D Gm  
 Don't tie me down 'cause I'd never stay

G  
 Oh, I don't tell you what to say  
 Em  
 I don't tell you what to do  
 C  
 So just let me be myself,  
 D D7  
 That's all I ask of you

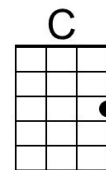
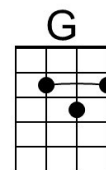
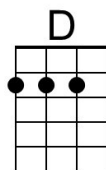
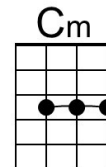
G  
 I'm young and I love to be young  
 Em  
 I'm free and I love to be free  
 C  
 To live my life the way I want  
 D D7  
 To say and do what-ever I please  
 Gm Cm D7 Cm D G (2x)

G  
 Aaah don't tell me what to do  
 Em  
 And don't tell me what to say  
 C  
 And please, when I go out with you,  
 D D7  
 Don't put me on display

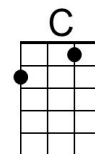
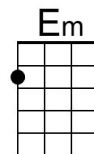
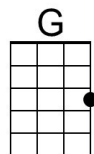
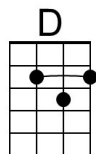
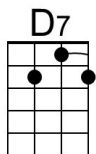
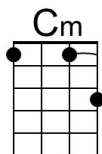
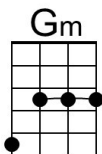
G  
 I don't tell you what to say  
 Em  
 Oh-h-h-h don't tell you what to do  
 C  
 So just let me be myself  
 D D7  
 That's all I ask of you

G  
 I'm young and I love to be young  
 Em  
 I'm free and I love to be free  
 C  
 To live my life the way I want  
 D D7  
 To say and do what-ever I please

Gm Cm G  
 You don't own me



Bari



This page is intentionally blank.

**Beyond the Sea (C) – C-Tuning Chords**

("La Mer" by Charles Trenet & Albert Lasry, 1943, 1945; English Lyrics by Jack Lawrence, 1947)

Beyond the Sea by Bobby Darrin (1959) (Key of F)

4/4 Time – Tempo = 136 BPM

**Intro** C Am | F G7 | C Am | F G7

C Am F G7 C Am

Some-where . . . . beyond the sea

F G7 C E7 Am

Some-where waiting for me

G7 C Am F A7 Dm

My lover stands on golden sands

G7 Am F D7 G G7

And watches the ships that go sai . . ling.

C Am F G7 C Am

Some-where . . . be-yond the sea

F G7 C E7 Am

She's there watching for me

G7 C Am F A7 Dm

If I could fly like birds on high

G7 Am F Dm7 G7 C B7

Then straight to her arms I'd go sai . . . . . ling.

**Bridge**

E C#m7 A B7 E C#m7

It's far . . . . . beyond a star

F#m B7 E | E

It's near beyond the moon

D7 G Em C D7 G Em7

I know beyond a doubt

Am D7 G G7 | Em G7

My heart will lead me there, soon.

C Am F G7 C Am

We'll meet . . . . . beyond the shore

F G7 C E7 Am

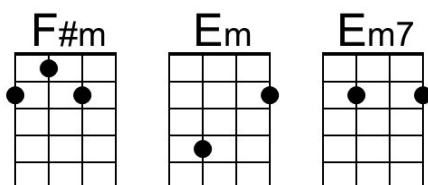
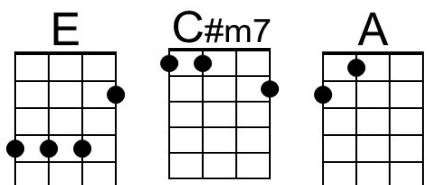
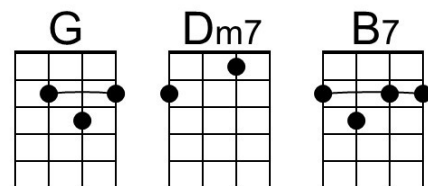
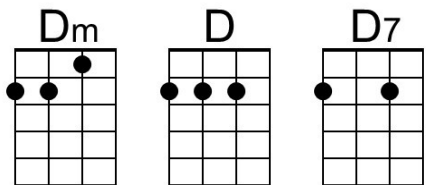
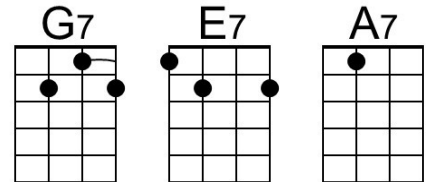
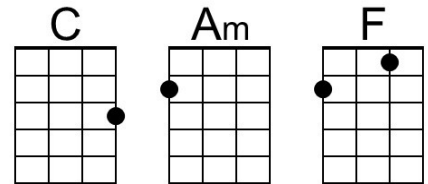
We'll kiss just as be-fore

G7 C Am F A7 Dm

Happy we'll be be-yond the sea

G7 Am F D7 G7 C G7

And never a-gain I'll go sai . . . ling.



To perform as Bobby Darren, play an instrumental verse after the third verse, and then instrumental the first two lines of bridge. Begin singing at the third line of the Bridge ("I know . . ."), and finish with the third verse and Outro.

**Repeat from top. Outro = Intro End on C**

**Beyond the Sea (C) – G-Tuning Chords**

("La Mer" by Charles Trenet &amp; Albert Lasry, 1943, 1945; English Lyrics by Jack Lawrence, 1947)

Beyond the Sea by Bobby Darrin (1959) (Key of F)

4/4 Time – Tempo = 136 BPM

**Intro** C Am | F G7 | C Am | F G7

C Am F G7 C Am

Some-where . . . . beyond the sea

F G7 C E7 Am

Some-where waiting for me

G7 C Am F A7 Dm

My lover stands on golden sands

G7 Am F D7 G G7

And watches the ships that go sai . . ling.

C Am F G7 C Am

Some-where . . . be-yond the sea

F G7 C E7 Am

She's there watching for me

G7 C Am F A7 Dm

If I could fly like birds on high

G7 Am F Dm7 G7 C B7

Then straight to her arms I'd go sai . . . . . ling.

**Bridge**

E C#m7 A B7 E C#m7

It's far . . . . . beyond a star

F#m B7 E | E

It's near beyond the moon

D7 G Em C D7 G Em7

I know beyond a doubt

Am D7 G G7 | Em G7

My heart will lead me there, soon.

C Am F G7 C Am

We'll meet . . . . . beyond the shore

F G7 C E7 Am

We'll kiss just as be-fore

G7 C Am F A7 Dm

Happy we'll be be-yond the sea

G7 Am F D7 G7 C G7

And never a-gain I'll go sai . . . ling.

**Repeat from top. Outro = Intro End on C**

To perform as Bobby Darren, play an instrumental verse after the third verse, and then instrumental the first two lines of bridge. Begin singing at the third line of the Bridge ("I know . . ."), and finish with the third verse and Outro.

**Beyond the Sea (F) – C-Tuning Chords**

("La Mer" by Charles Trenet &amp; Albert Lasry, 1943, 1945; English Lyrics by Jack Lawrence, 1947)

Beyond the Sea by Bobby Darrin (1959) (Key of F)

4/4 Time – Tempo = 136 BPM

**Intro** F Dm | Bb C7 | F Dm | Bb C7

F Dm Bb C7 F Dm

Some-where . . . . . beyond the sea

Bb C7 F A7 Dm

Some-where waiting for me

C7 F Dm Bb D7 Gm

My lover stands on golden sands

C7 Dm Bb G7 C C7

And watches the ships that go sai . . ling.

F Dm Bb C7 F Dm

Some-where . . . . . beyond the sea

Bb C7 F A7 Dm

She's there watching for me

C7 F Dm Bb D7 Gm

If I could fly like birds on high

C7 Dm Bb Gm7 C7 F E7

Then straight to her arms I'd go sai . . . . . ling.

**Bridge**

A F#m7 D E7 A F#m7

It's far . . . . . beyond a star

Bm E7 A | A

It's near beyond the moon

G7 C Am F G7 C Am7

I know beyond a doubt

Dm G7 C C7 | Am C7

My heart will lead me there, soon.

F Dm Bb C7 F Dm

We'll meet . . . . . beyond the shore

Bb C7 F A7 Dm

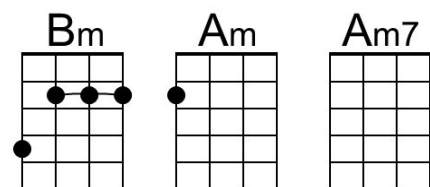
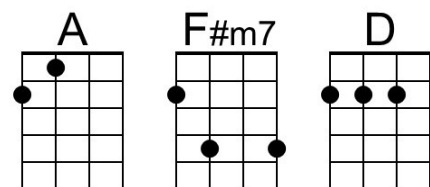
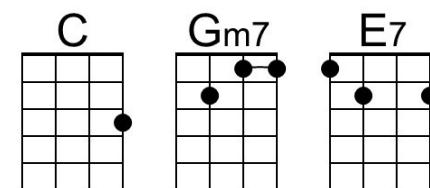
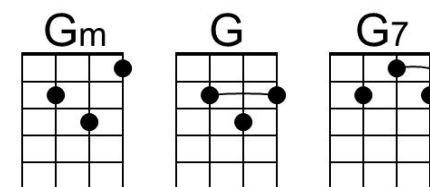
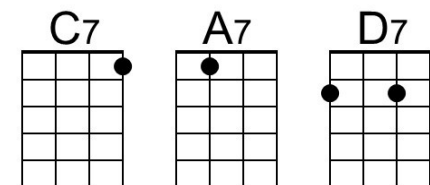
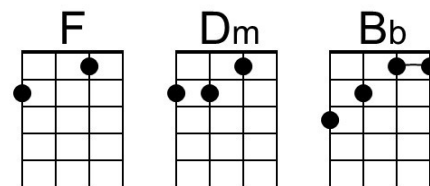
We'll kiss just as be-fore

C7 F Dm Bb D7 Gm

Happy we'll be be-yond the sea

C7 Dm Bb G7 C7 F C7

And never a-gain I'll go sai . . . ling.



To perform as Bobby Darren, play an instrumental verse after the third verse, and then instrumental the first two lines of bridge. Begin singing at the third line of the Bridge ("I know . . ."), and finish with the third verse and Outro.

**Repeat from top. Outro = Intro End on F**

**Beyond the Sea (F) – G-Tuning Chords**

("La Mer" by Charles Trenet &amp; Albert Lasry, 1943, 1945; English Lyrics by Jack Lawrence, 1947)

Beyond the Sea by Bobby Darrin (1959) (Key of F)

4/4 Time – Tempo = 136 BPM

**Intro** F Dm | Bb C7 | F Dm | Bb C7

F Dm Bb C7 F Dm  
Some-where . . . . beyond the sea

Bb C7 F A7 Dm  
Some-where waiting for me

C7 F Dm Bb D7 Gm  
My lover stands on golden sands

C7 Dm Bb G7 C C7  
And watches the ships that go sai . . ling.

F Dm Bb C7 F Dm  
Some-where . . . . beyond the sea

Bb C7 F A7 Dm  
She's there watching for me

C7 F Dm Bb D7 Gm  
If I could fly like birds on high

C7 Dm Bb Gm7 C7 F E7  
Then straight to her arms I'd go sai . . . . . ling.

**Bridge**

A F#m7 D E7 A F#m7  
It's far . . . . . beyond a star

Bm E7 A | A  
It's near beyond the moon

G7 C Am F G7 C Am7  
I know beyond a doubt

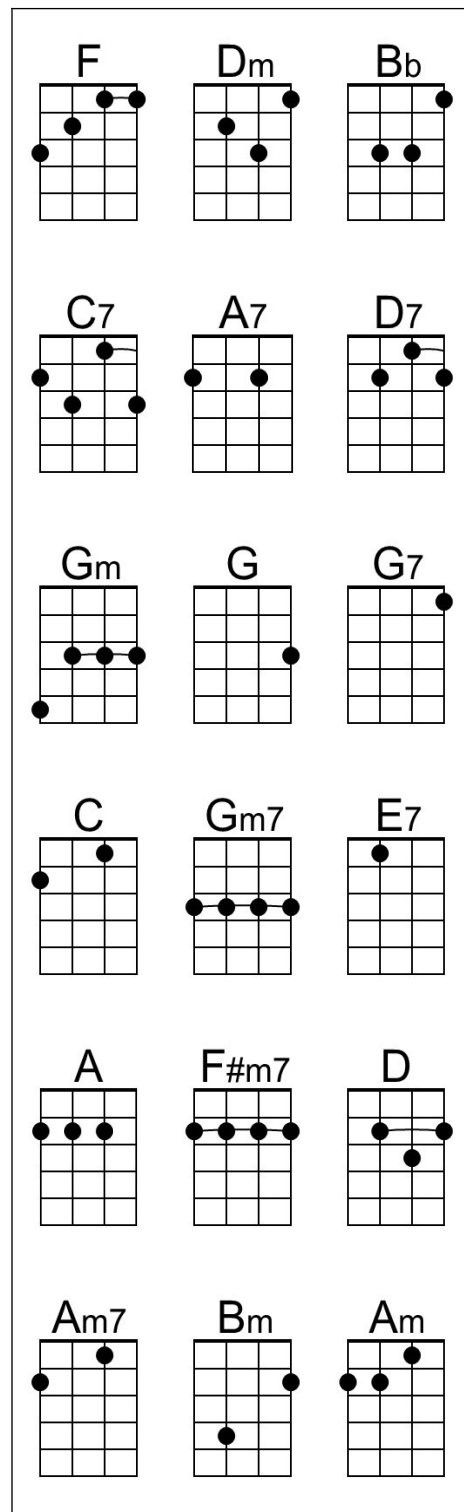
Dm G7 C C7 | Am C7  
My heart will lead me there, soon.

F Dm Bb C7 F Dm  
We'll meet . . . . . beyond the shore

Bb C7 F A7 Dm  
We'll kiss just as be-fore

C7 F Dm Bb D7 Gm  
Happy we'll be be-yond the sea

C7 Dm Bb G7 C7 F C7  
And never a-gain I'll go sai . . . ling.

**Repeat from top. Outro = Intro End on F**

To perform as Bobby Darren, play an instrumental verse after the third verse, and then instrumental the first two lines of bridge. Begin singing at the third line of the Bridge ("I know . . ."), and finish with the third verse and Outro.



**Beyond the Sea (G) – C-Tuning Chords**

("La Mer" by Charles Trenet &amp; Albert Lasry, 1943, 1945; English Lyrics by Jack Lawrence, 1947)

Beyond the Sea by Bobby Darrin (1959) (Key of F)

4/4 Time – Tempo = 136 BPM

**Intro** G Em | C D7 | G Em | C D7

G Em C D7 G Em  
Some-where . . . . beyond the sea

C D7 G B7 Em  
Some-where waiting for me

D7 G Em C E7 Am  
My lover stands on golden sands

D7 Em C A7 D D7  
And watches the ships that go sai . . ling.

G Em C D7 G Em  
Some-where . . . . beyond the sea

C D7 G B7 Em  
She's there watching for me

D7 G Em C E7 Am  
If I could fly like birds on high

D7 Em C Am7 D7 G F#7  
Then straight to her arms I'd go sai . . . . . ling.

**Bridge**

B G#m7 E F#7 B G#m7  
It's far . . . . . beyond a star

C#m F#7 B | B  
It's near beyond the moon

A7 D Bm G A7 D Bm7  
I know beyond a doubt

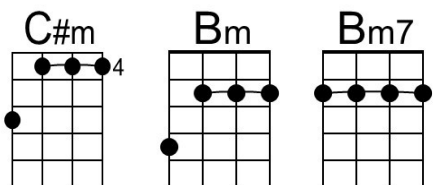
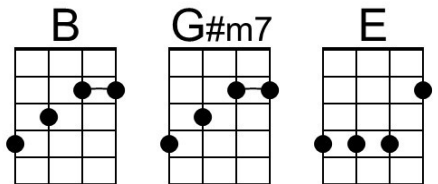
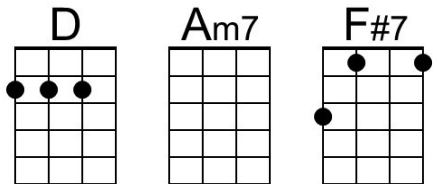
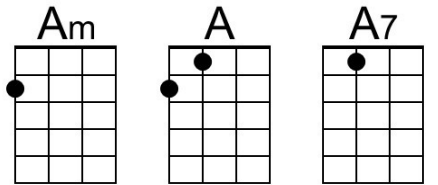
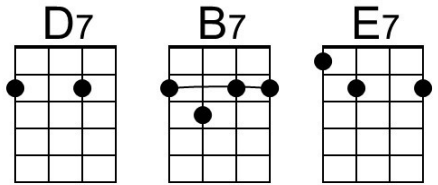
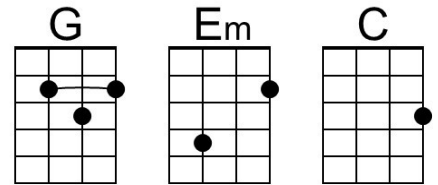
Em A7 D D7 | Bm D7  
My heart will lead me there, soon.

G Em C D7 G Em  
We'll meet . . . . . beyond the shore

C D7 G B7 Em  
We'll kiss just as be-fore

D7 G Em C E7 Am  
Happy we'll be be-yond the sea

D7 Em C A7 D7 G D7  
And never a-gain I'll go sai . . . ling.



To perform as Bobby Darren, play an instrumental verse after the third verse, and then instrumental the first two lines of bridge. Begin singing at the third line of the Bridge ("I know . . ."), and finish with the third verse and Outro.

**Repeat from top. Outro = Intro End on G**

**Beyond the Sea (G) – G-Tuning Chords**

("La Mer" by Charles Trenet &amp; Albert Lasry, 1943, 1945; English Lyrics by Jack Lawrence, 1947)

Beyond the Sea by Bobby Darrin (1959) (Key of F)

4/4 Time – Tempo = 136 BPM

**Intro** G Em | C D7 | G Em | C D7

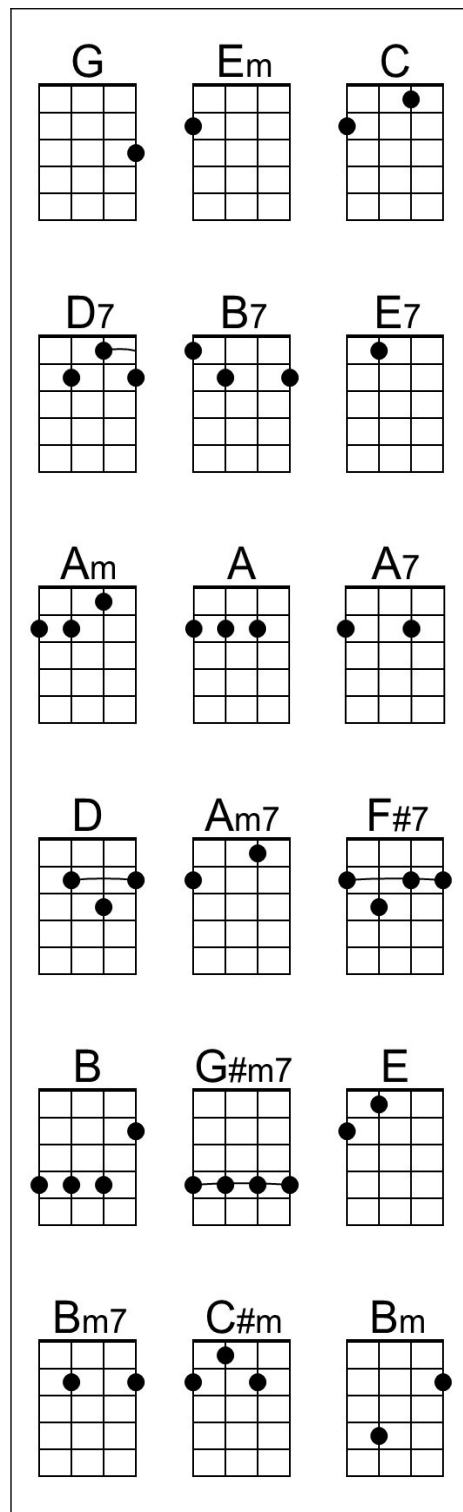
G Em C D7 G Em  
Some-where . . . . beyond the sea  
C D7 G B7 Em  
Some-where waiting for me  
D7 G Em C E7 Am  
My lover stands on golden sands  
D7 Em C A7 D D7  
And watches the ships that go sai . . ling.

G Em C D7 G Em  
Some-where . . . beyond the sea  
C D7 G B7 Em  
She's there watching for me  
D7 G Em C E7 Am  
If I could fly like birds on high  
D7 Em C Am7 D7 G F#7  
Then straight to her arms I'd go sai . . . . . ling.

**Bridge**

B G#m7 E F#7 B G#m7  
It's far . . . . . beyond a star  
C#m F#7 B | B  
It's near beyond the moon  
A7 D Bm G A7 D Bm7  
I know beyond a doubt  
Em A7 D D7 | Bm D7  
My heart will lead me there, soon.

G Em C D7 G Em  
We'll meet . . . . . beyond the shore  
C D7 G B7 Em  
We'll kiss just as be-fore  
D7 G Em C E7 Am  
Happy we'll be be-yond the sea  
D7 Em C A7 D7 G D7  
And never a-gain I'll go sai . . . ling.

**Repeat from top. Outro = Intro End on G**

To perform as Bobby Darren, play an instrumental verse after the third verse, and then instrumental the first two lines of bridge. Begin singing at the third line of the Bridge ("I know . . ."), and finish with the third verse and Outro.

# Crocodile Rock (Elton John, Bernie Taupin, 1972) (C)

Crocodile Rock by Elton John (G) – **C-Tuned Chords**

$\frac{4}{4}$  - ♩ = 140

**Intro (10 1/2 Measures)**

Pattern: ♩ | ♩ | ♩ | then ||:  $\overline{\text{A-A-A-A}}$   $\overline{\text{A-A}}$   $\overline{\text{A-A-A-A}}$   $\overline{\text{A-A}}$  :||

C\_ F\_ Bb\_ | C | C | Am | Am | F | F | G | G

**C** I re-member when rock was young. **Em** Me and Suzie had so much fun  
**F** Holding hands and skimming stones, **G** had an old gold Chevy and a place of my own.  
**C** But the biggest kick I ever got was doing a thing called the Crocodile Rock.  
**F** While the other kids were rocking round the clock,  
**G** We were hopping and bopping to the Crocodile Rock, well,

**Chorus**

**Am** **D7**  
 Croc Rocking is something shocking when your feet just can't keep still.  
**G7** **C**  
 I never knew me a better time and I guess I never will.  
**A7** **D7**  
 Oh lawdy, mama, those Friday nights when Suzie wore her dresses tight and  
**G7** | **Bb F** | **Bb F** | **Bb F** |  
 The Croc Rocking was out of sight.  
**C** | **C** .. | **Am** | **Am** .. | **F** | **F** .. | **G** | **G**  
 Laaa, la, la, la, la, laaa. La, la, la, la, laaa. La, la, la, la, laaa.

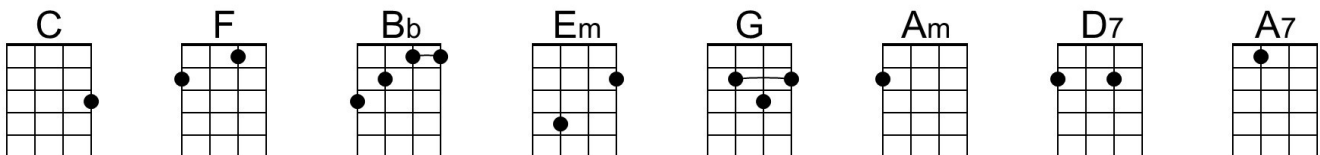
**C** **Em**  
 But the years went by and the rock just died. Suzie went and left us for some foreign guy.  
**F** **G**  
 Long nights cryin' by the record machine, Dreamin' of my Chevy and my old blue jeans.  
**C** **Em**  
 But they'll never kill the thrills we've got burning up to the Crocodile Rock.  
**F** **G**  
 Learning fast as the weeks went past, we really thought the Crocodile Rock would last, well . . .

**Chorus**

**Repeat First Verse and Chorus**

**Outro:**

**C** | **C** .. | **Am** | **Am** .. | **F** | **F** .. | **G** | **G** .. **Bb B C**  
 Laaa, la, la, la, la, laaa. La, la, la, la, laaa. La, la, la, la, laaa.

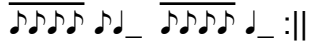


# Crocodile Rock (Elton John, Bernie Taupin, 1972) (C)

Crocodile Rock by Elton John (G) – **G-Tuned Chords**

4/4 - ♩ = 140

**Intro (10 1/2 Measures)**

Pattern: ♩ | ♩ | ♩ | then |:  :||

C\_ F\_ A#\_ | C | C | Am | Am | F | F | G | G

**C** I re-member when rock was young. **Em** Me and Suzie had so much fun  
**F** Holding hands and skimming stones, **G** had an old gold Chevy and a place of my own.  
**C** But the biggest kick I ever got was doing a thing called the Crocodile Rock. **Em**  
**F** While the other kids were rocking round the clock,  
**G** We were hopping and bopping to the Crocodile Rock, well,

**Chorus**

**Am** Croc Rocking is something shocking **D7** when your feet just can't keep still.  
**G7** I never knew me a better time and I guess I never will. **C**  
**A7** Oh lawdy, mama, those Friday nights **D7** when Suzie wore her dresses tight and  
**G7** | **Bb F** | **Bb F** | **Bb F** |  
 \_ The Croc Rocking was out\_\_ of sight\_\_.  
**C** | **C** .. | **Am** | **Am** .. | **F** | **F** .. | **G** | **G**  
 Laaa, la, la, la, la, laaa. La, la, la, la, laaa. La, la, la, la, laaa.

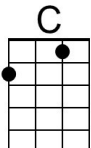
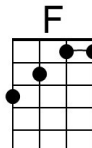
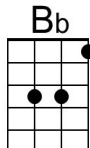
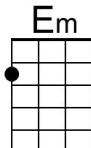
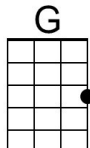
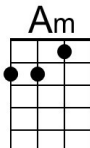
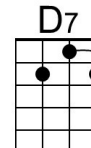
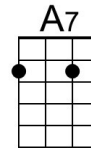
**C** But the years went by and the rock just died. **Em** Suzie went and left us for some foreign guy.  
**F** Long nights cryin' by the record machine, **G** Dreamin' of my Chevy and my old blue jeans.  
**C** But they'll never kill the thrills we've got **Em** burning up to the Crocodile Rock.  
**F** Learning fast as the weeks went past, **G** we really thought the Crocodile Rock would last, well . . .

**Chorus**

**Repeat First Verse and Chorus**

**Outro:**

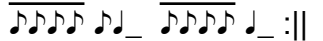
**C** | **C** .. | **Am** | **Am** .. | **F** | **F** .. | **G** | **G** .. **Bb B C**  
 Laaa, la, la, la, la, laaa. La, la, la, la, laaa. La, la, la, la, laaa.

							
---	---	---	---	---	---	---	---

## Crocodile Rock (Elton John, Bernie Taupin, 1972) (G)

Crocodile Rock by Elton John (G) – C-Tuned Chords

4/4 - ♩ = 140

**Intro (10 1/2 Measures)**Pattern: ♩ | ♩ | ♩ | then ||:  ||

G\_ | C\_ F\_ | G | G | Em | Em | C | C | D | D

**G****Bm**

I re-member when rock was young. Me and Suzie had so much fun

**C****D**

Holding hands and skimming stones, had an old gold Chevy and a place of my own.

**G****Bm**

But the biggest kick I ever got was doing a thing called the Crocodile Rock.

**C**

While the other kids were rocking round the clock,

**D**

We were hopping and bopping to the Crocodile Rock, well,

**Chorus****Em****A7**

Croc Rocking is something shocking when your feet just can't keep still.

**D7****G**

I never knew me a better time and I guess I never will.

**E7****A7**

Oh lawdy, mama, those Friday nights when Suzie wore her dresses tight and

**D7**

| F C | F C | F C |

The Croc Rocking was out of sight.

**G**

| G ..

| Em | Em ..

| C | C ..

| D | D

Laaa, la, la, la, la, laaa.

La, la, la, la, laaa.

La, la, la, la, laaa.

**G****Bm**

But the years went by and the rock just died. Suzie went and left us for some foreign guy.

**C****D**

Long nights cryin' by the record machine, Dreamin' of my Chevy and my old blue jeans.

**G****Bm**

But they'll never kill the thrills we've got burning up to the Crocodile Rock.

**C****D**

Learning fast as the weeks went past, we really thought the Crocodile Rock would last, well . . .

**Chorus****Repeat First Verse and Chorus****Outro****G**

| G ..

| Em | Em ..

| C | C ..

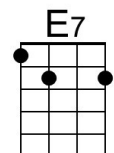
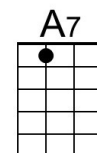

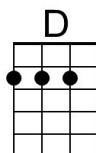
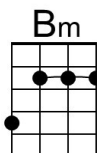
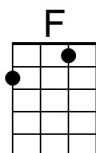
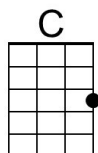
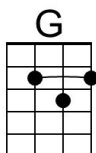
| D | D ..

F F# G

Laaa, la, la, la, la, laaa.

La, la, la, la, laaa.

La, la, la, la, laaa.



## Crocodile Rock (Elton John, Bernie Taupin, 1972) (G)

Crocodile Rock by Elton John (G) – **G-Tuned Chords** $\frac{4}{4}$  - ♩ = 140**Intro (10 ½ Measures)**Pattern: ♩ | ♩ | ♩ | *then* ||:  $\overline{\text{♩ ♩ ♩ ♩ ♩}} \underline{\text{♩}} \overline{\text{♩ ♩ ♩ ♩ ♩}} \underline{\text{♩}} \text{:}$  ||

G\_ | C\_ F\_ | G | G | Em | Em | C | C | D | D

**G** I re-member when rock was young. Me and Suzie had so much fun  
**Bm**  
**C** Holding hands and skimming stones, had an old gold Chevy and a place of my own.  
**D**  
**G** But the biggest kick I ever got was doing a thing called the Crocodile Rock.  
**Bm**  
**C** While the other kids were rocking round the clock,  
**D**  
 We were hopping and bopping to the Crocodile Rock, well,

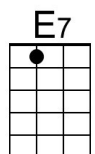
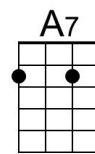
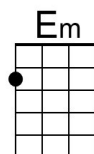
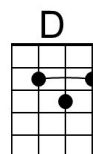
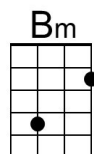
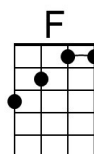
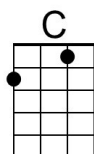
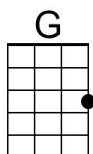
**Chorus**

**Em** Croc Rocking is something shocking when your feet just can't keep still. **A7**  
**D7** I never knew me a better time and I guess I never will. **G**  
**E7** Oh lawdy, mama, those Friday nights when Suzie wore her dresses tight and **A7**  
**D7** | F C | F C | F C |  
 The Croc Rocking was out of sight.  
**G** | G .. | Em | Em .. | C | C .. | D | D  
 Laaa, la, la, la, laa. La, la, la, la, laaa. La, la, la, la, laaa.

**G** But the years went by and the rock just died. Suzie went and left us for some foreign guy.  
**Bm**  
**C** Long nights cryin' by the record machine, Dreamin' of my Chevy and my old blue jeans.  
**D**  
**G** But they'll never kill the thrills we've got burning up to the Crocodile Rock.  
**Bm**  
**C** Learning fast as the weeks went past, we really thought the Crocodile Rock would last, well . . .

**Chorus****Repeat First Verse and Chorus****Outro**

**G** | G .. | Em | Em .. | C | C .. | D | D .. F F# G  
 Laaa, la, la, la, laa. La, la, la, la, laaa. La, la, la, la, laaa.



# Heart And Soul (Frank Loesser & Hoagy Carmichael, 1938) (C)

Heart And Soul by Larry Clinton & his Orchestra featuring Helen Ward (1938)

Heart and Soul by the Four Aces (1952) – Heart and Soul by Crystal Gayle

Version 2

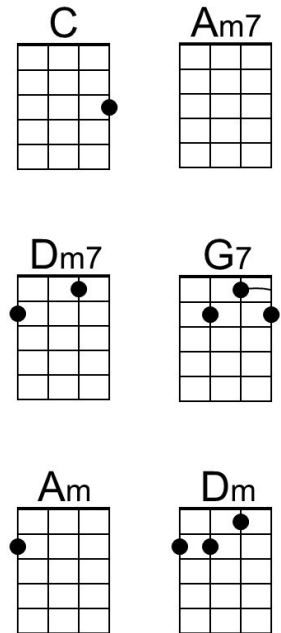
4/4 Time – 90 bpm

## C-Tuning Chords

**Intro** C | Am7 | Dm7 | G7 |

**C**            **Am7 - Dm7**            **G7**  
Heart and soul,            I fell in love with you,  
**C**            **Am7 - Dm7**            **G7**            **C Am Dm**  
Heart and soul,            the way a fool would do. Madly...  
   **G7**    **C - Am7**            **Dm7**    **G7**  
Because you held me tight,            and stole a kiss in the night.

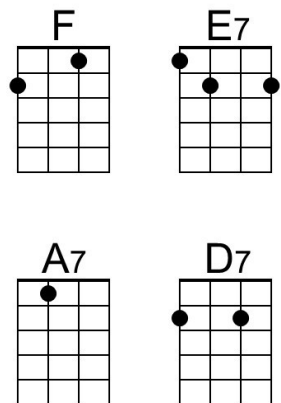
**C**            **Am7 - Dm7**            **G7**  
Heart and soul,            I begged to be adored,  
**C**            **Am7 - Dm7**            **G7**            **C Am Dm**  
Lost con-trol,            and tumbled overboard. Gladly...  
   **G7**    **C**                                    - **C7**  
That magic night we kissed, there in the moon mist.



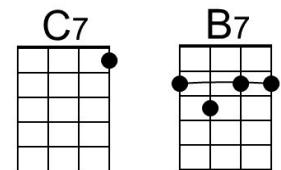
## Bridge

**F**            **E7**            **A7 D7 G7 C7 B7 E7**  
\_ Oh! but your lips were thril-ling, much too thril - ling,  
**F**            **E7**            **A7 D7 G7 C7 B7 G7**  
\_ Never be-fore were mine so strange - ly wil - ling.

**C**            **Am7 - Dm7**            **G7**  
But now I see,            what one em-brace can do,  
**C**            **Am7 - Dm7**            **G7**            **C Am Dm7**  
Look at me,            it's got me loving you, madly...

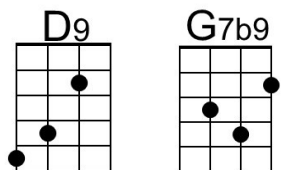


1.            **G7**            **E7 A7 Dm**  
That little kiss you stole,  
   **D9 G7 C Am7 Dm7 G7**  
held all my heart and soul.



**Repeat from Top**

2.            **G7**            **E7 A7 Dm**  
That little kiss you stole,  
   **D9 G7 C Am7 Dm7 G7b9 C**  
held all my heart and soul.



# Heart And Soul (Frank Loesser & Hoagy Carmichael, 1938) (C)

Heart And Soul by Larry Clinton & his Orchestra featuring Helen Ward (1938)

Heart and Soul by the Four Aces (1952) – Heart and Soul by Crystal Gayle

Version 2

4/4 Time – 90 bpm

## G-Tuning Chords

**Intro** C | Am7 | Dm7 | G7 |

C Am7 - Dm7 G7  
Heart and soul, I fell in love with you,  
C Am7 - Dm7 G7 C Am Dm  
Heart and soul, the way a fool would do. Madly...  
G7 C - Am7 Dm7 G7  
Because you held me tight, and stole a kiss in the night.

C Am7 - Dm7 G7  
Heart and soul, I begged to be adored,  
C Am7 - Dm7 G7 C Am Dm  
Lost con-trol, and tumbled overboard. Gladly...  
G7 C - C7  
That magic night we kissed, there in the moon mist.

### Bridge

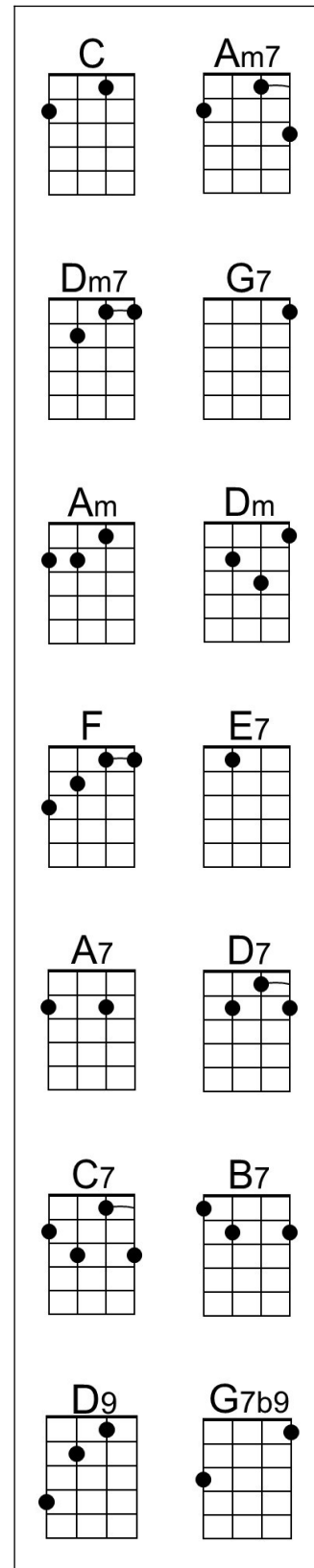
F E7 A7 D7 G7 C7 B7 E7  
\_ Oh! but your lips were thril-ling, much too thril - ling,  
F E7 A7 D7 G7 C7 B7 G7  
\_ Never be-fore were mine so strange - ly wil - ling.

C Am7 - Dm7 G7  
But now I see, what one em-brace can do,  
C Am7 - Dm7 G7 C Am Dm7  
Look at me, it's got me loving you, madly...

1. G7 E7 A7 Dm  
That little kiss you stole,  
D9 G7 C Am7 Dm7 G7  
held all my heart and soul.

**Repeat from Top**

2. G7 E7 A7 Dm  
That little kiss you stole,  
D9 G7 C Am7 Dm7 G7b9 C  
held all my heart and soul.





# Heart And Soul (Frank Loesser & Hoagy Carmichael, 1938) (G)

Heart And Soul by Larry Clinton & his Orchestra featuring Helen Ward (1938)

Heart and Soul by the Four Aces (1952) – Heart and Soul by Crystal Gayle

Version 2

4/4 Time – 90 bpm

## C-Tuning Chords

**Intro** G | Em7 | Am7 | D7 |

**G**            **Em7 - Am7**            **D7**  
Heart and soul,            I fell in love with you,  
**G**            **Em7 - Am7**            **D7**            **G Em Am**  
Heart and soul,            the way a fool would do. Madly...  
                                 **D7**            **G - Em7**            **Am7**            **D7**  
Because you held me tight,            and stole a kiss in the night.

**G**            **Em7 - Am7**            **D7**  
Heart and soul,            I begged to be adored,  
**G**            **Em7 - Am7**            **D7**            **G Em Am**  
Lost con-trol,            and tumbled overboard. Gladly...  
                                 **D7**            **G**            - **G7**  
That magic night we kissed, there in the moon mist.

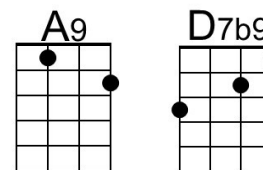
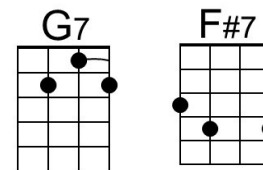
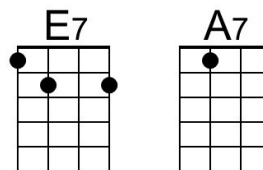
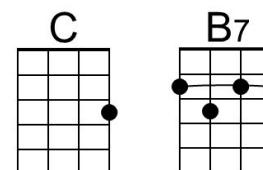
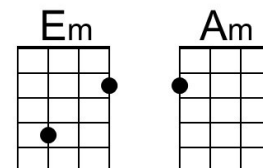
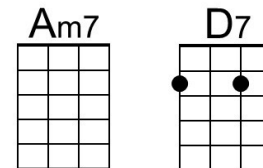
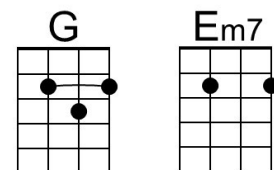
### Bridge

**C**            **B7**            **E7 A7 D7 G7 F#7 B7**  
\_ Oh! but your lips were thril-ling, much too thril - ling,  
**C**            **B7**            **E7 A7 D7 G7 F#7 D7**  
\_ Never be-fore were mine so strange - ly wil - ling.

**G**            **Em7 - Am7**            **D7**  
But now I see,            what one em-brace can do,  
**G**            **Em7 - Am7**            **D7**            **G Em Am7**  
Look at me,            it's got me loving you, madly...

1.            **D7**            **B7 E7 Am**  
That little kiss you stole,  
                                 **A9 D7 G Em7 Am7 D7**  
held all my heart and soul.

2.            **D7**            **B7 E7 Am**  
That little kiss you stole,  
                                 **A9 D7 G Em7 Am7 D7b9 G**  
held all my heart and soul.



**Repeat from Top**

**Heart And Soul (Frank Loesser & Hoagy Carmichael, 1938) (G)**Heart And Soul by Larry Clinton & his Orchestra featuring Helen Ward (1938)Heart and Soul by the Four Aces (1952) – Heart and Soul by Crystal Gayle

Version 2

4/4 Time – 90 bpm

**G-Tuning Chords****Intro** G | Em7 | Am7 | D7 |

G Em7 - Am7 D7  
Heart and soul, I fell in love with you,  
G Em7 - Am7 D7 G Em Am  
Heart and soul, the way a fool would do. Madly...  
D7 G - Em7 Am7 D7  
Because you held me tight, and stole a kiss in the night.

G Em7 - Am7 D7  
Heart and soul, I begged to be adored,  
G Em7 - Am7 D7 G Em Am  
Lost con-trol, and tumbled overboard. Gladly...  
D7 G - G7  
That magic night we kissed, there in the moon mist.

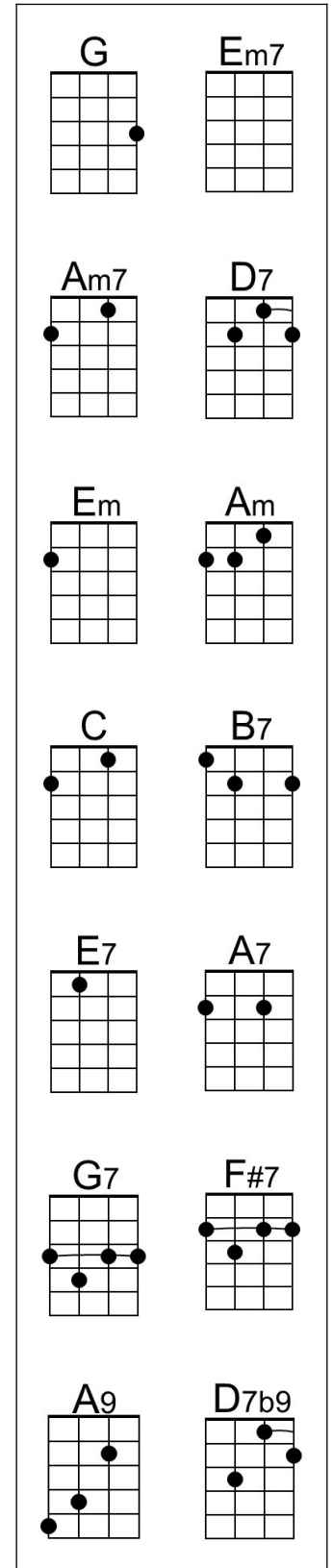
**Bridge**

C B7 E7 A7 D7 G7 F#7 B7  
\_ Oh! but your lips were thril-ling, much too thril - ling,  
C B7 E7 A7 D7 G7 F#7 D7  
\_ Never be-fore were mine so strange - ly wil - ling.

G Em7 - Am7 D7  
But now I see, what one em-brace can do,  
G Em7 - Am7 D7 G Em Am7  
Look at me, it's got me loving you, madly...

- 
1. D7 B7 E7 Am  
That little kiss you stole,  
A9 D7 G Em7 Am7 D7  
held all my heart and soul. **Repeat from Top**

- 
2. D7 B7 E7 Am  
That little kiss you stole,  
A9 D7 G Em7 Am7 D7b9 G  
held all my heart and soul.



Love and Honesty (C)

Love and Honesty by The Hawaiian Style Band (1992) (G)

4/4 & Tempo = 112 bpm  
Island Strum

**Intro (4 Measures)** C | Am | C | Am |


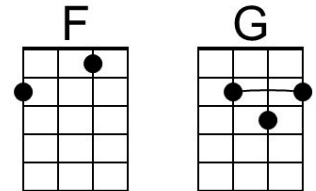
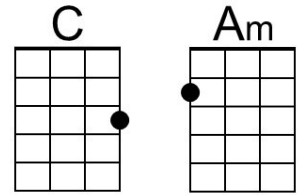
**C**  
Brown skin, light brown eyes,  
**Am**  
Golden hair from sunny skies

**F** **G | G7**  
A haunting smile, a fresh pi-ka-ke lei. (pea-kah'-kay)

**C**  
Soft touch, a warm embrace,  
**Am**

Tears of joy they run down my face

**F** **G | G7**  
I think of you every single day.



**Chorus**

**F**  
There's more to life than getting by,  
**C** **C7**  
There's times in life to really try,  
**F** **G7** **C | C7**  
My love for you really made me see.  
**F**  
I won't give up, won't lose my dreams,  
**C** **C7**  
Your being there is every-thing  
**F** **G7** **C | C**  
And I promise you, love and honesty.

**Bari**



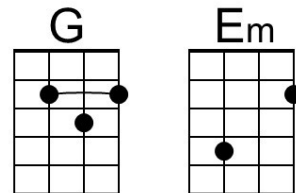
# Love and Honesty (G)

Love and Honesty by The Hawaiian Style Band (1992) (G)

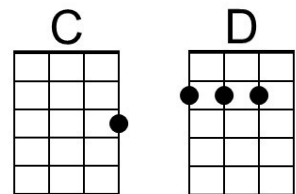
4/4 & Tempo = 112 bpm  
Island Strum

**Intro (4 Measures)** G | Em | G | Em |

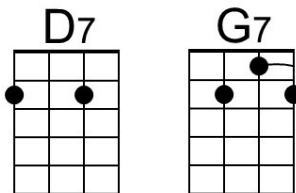
**G**  
Brown skin, light brown eyes,  
**Em**  
Golden hair from sunny skies



**C** **D | D7**  
A haunting smile, a fresh pi-ka-ke lei. (pea-kah'-kay)



**G**  
Soft touch, a warm embrace,  
**Em**  
Tears of joy they run down my face



**C** **D | D7**  
I think of you every single day.

**Chorus**

**C**  
There's more to life than getting by,  
**G** **G7**  
There's times in life to really try,  
**C** **D7** **G | G7**  
My love for you really made me see.  
**C**  
I won't give up, won't lose my dreams,  
**G** **G7**  
Your being there is every-thing  
**C** **D7** **G | G**  
And I promise you, love and honesty.

**Bari**

A series of six guitar chord diagrams for Bari guitar. From left to right: G (2nd fret 2nd, 3rd, 4th strings), Em (1st fret 2nd, 3rd strings; 4th string), C (1st fret 2nd, 4th, 5th strings), D (2nd fret 2nd, 3rd, 4th strings), D7 (2nd fret 2nd, 3rd, 4th strings; 1st fret 5th string), and G7 (3rd fret 2nd, 3rd, 4th strings; 2nd fret 5th string).

**G** **Em**  
 Sunset, moonrise, calming seas under balmy skies  
**C** **D | D7**  
 A walk with you beneath the whispering trees.  
**G**  
 We laughed so much our throats were dry,  
**Em**  
 And shared our hearts, teary-eyed  
**C** **D | D7**  
 Let this night remind us there's a way.

**Chorus**

**C**  
 There's more to life than getting by,  
**G** **G7**  
 There`s times in life to really try,  
**C** **D7** **G | G7**  
 My love for you really made me see.  
**C**  
 I won`t give up, won`t lose my dreams,  
**G** **G7**  
 Your being there is every-thing  
**C** **D7** **G | G7**  
 And I promise you, love and honesty.

**Outro**

**C** **D7** **G | G7**  
 And I promise you, love and honesty.

**( Ritard. )**

**C** **D7** **G**  
 And I promise you, love and honesty.



# Love Will Keep Us Alive (C)

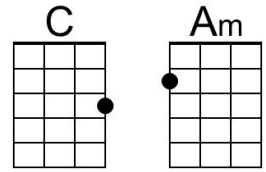
(Pete Vale, Jim Capaldi & Paul Carrack, late 80s-early 90s)

Love Will Keep Us Alive by The Eagles (1994) (A)

4/4 Time – Tempo 90 BPM

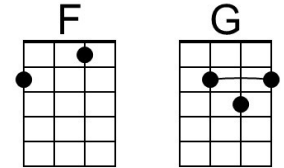
## Intro (8 measures) | C | C | Am | Am | F | F | G | G

**C** **Am** | **Am**  
I was standin' all alone against the world outside.



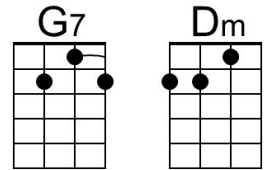
**F** **G** | **G7**  
You were searchin' for a place to hide.

**C** **Am** | **Am**  
Lost and lonely, now you've given me the will to survive.



**F** **G** **C** | **C**  
When we're hungry, love will keep us a-live.

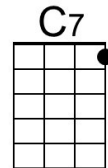
**C** **Am** | **Am**  
Don't you worry sometimes you've just gotta let it ride.



**F** **G** | **G7**  
The world is changin' right before your eyes.

**C** **Am** | **Am**  
Now I've found you, there's no more empti-ness inside.

**F** **G** **C** | **C7**  
When we're hungry, love will keep us a-live.



## Chorus

**F** | **F** | **Am** | **Am**  
I would die for you, \_\_\_ climb the highest mountain.

**Dm** | **Dm** | **G** | **G7**  
Baby, there's nothin' I wouldn't do.

<b>Bari</b>	<b>C</b> 	<b>Am</b> 	<b>F</b> 	<b>G</b> 	<b>G7</b> 	<b>Dm</b> 	<b>C7</b> 
-------------	--------------	---------------	--------------	--------------	---------------	---------------	---------------

**C** **Am** | **Am**  
 Now I've found you, there's no more empti-ness inside.  
**F** **G** **C** | **C**  
 When we're hungry, love will keep us a-live.

**Instrumental**

**C** **Am** | **Am**  
~~Now I've found you, there's no more empti-ness inside.~~  
**F** **G** **C** | **C7**  
~~When we're hungry, love will keep us a-live.~~

**Chorus**

**F** | **F** | **Am** | **Am**  
 I would die for you, \_\_\_ climb the highest mountain.  
**Dm** | **Dm** | **G** | **G7**  
 Baby, there's nothin' I wouldn't do.

**C** **Am** | **Am**  
 I was standin' all alone against the world outside.  
**F** **G** | **G7**  
 You were searchin' for a place to hide.  
**C** **Am** | **Am**  
 Lost and lonely, now you've given me the will to survive.  
**F** **G** **C** | **C7**  
 When we're hungry, love will keep us a-live

**Outro**

**F** **G** **C** | **Am**  
 When we're hungry, love will keep us a-live.  
**F** **G** **C** | **C** | **C** | **C**  
 When we're hungry, love will keep us a-live.



# Love Will Keep Us Alive (G)

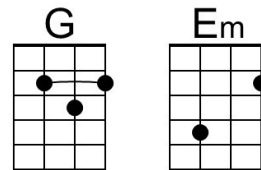
(Pete Vale, Jim Capaldi & Paul Carrack, late 80s-early 90s)

Love Will Keep Us Alive by The Eagles (1994) (A)

4/4 Time – Tempo 90 BPM

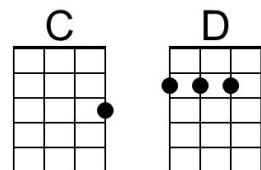
**Intro (8 measures)** | G | G | Em | Em | C | C | D | D

**G** **Em** | **Em**  
I was standin' all alone against the world outside.



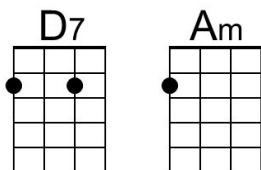
**C** **D** | **D7**  
You were searchin' for a place to hide.

**G** **Em** | **Em**  
Lost and lonely, now you've given me the will to survive.



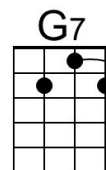
**C** **D** **G** | **G**  
When we're hungry, love will keep us a-live.

**G** **Em** | **Em**  
Don't you worry sometimes you've just gotta let it ride.



**C** **D** | **D7**  
The world is changin' right before your eyes.

**G** **Em** | **Em**  
Now I've found you, there's no more empti-ness inside.



**C** **D** **G** | **G7**  
When we're hungry, love will keep us a-live.

**Chorus**

**C** | **C** | **Em** | **Em**  
I would die for you, \_\_\_ climb the highest mountain.

**Am** | **Am** | **D** | **D7**  
Baby, there's nothin' I wouldn't do.

**Bari**

A row of seven guitar chord diagrams for Bari: G, Em, C, D, D7, Am, and G7.

**G** **Em** | **Em**  
 Now I've found you, there's no more empti-ness inside.  
**C** **D** **G** | **G**  
 When we're hungry, love will keep us a-live.

**Instrumental**

**G** **Em** | **Em**  
~~Now I've found you, there's no more empti-ness inside.~~  
**C** **D** **G** | **G7**  
~~When we're hungry, love will keep us a-live.~~

**Chorus**

**C** | **C** | **Em** | **Em**  
 I would die for you, \_\_\_ climb the highest mountain.  
**Am** | **Am** | **D** | **D7**  
 Baby, there's nothin' I wouldn't do.

**G** **Em** | **Em**  
 I was standin' all alone against the world outside.  
**C** **D** | **D7**  
 You were searchin' for a place to hide.  
**G** **Em** | **Em**  
 Lost and lonely, now you've given me the will to survive.  
**C** **D** **G** | **G7**  
 When we're hungry, love will keep us a-live

**Outro**

**C** **D** **G** | **Em**  
 When we're hungry, love will keep us a-live.  
**C** **D** **G** | **G** | **G** | **G**  
 When we're hungry, love will keep us a-live.

# Pretty Little Angel Eyes (Curtis Lee & Tommy Boyce, 1961) (C)

Pretty Little Angel Eyes by Curtis Lee & The Halos (1961) (E – 112 BPM)

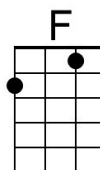
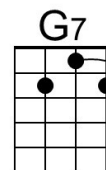
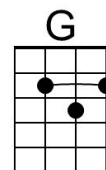
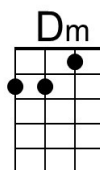
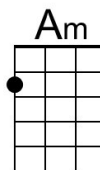
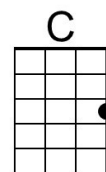
## Intro (4 Measures) C | Am | Dm | G

**C** **Am**  
Pretty little angel eyes. Pretty little angel eyes.

**F**  
Pretty little angel, pretty little angel,

**G** **C** **Am** **Dm** **G** **C** **Am**  
Pretty little, pretty little, pretty little angel. Oooooo-oo, oooooo-oo, Oooooo-oo,

**F** **G**  
Pretty, pretty, pretty little angel eyes...



**C** **Am** **Dm** **G** **C** **Am** **Dm** **G**  
Angel eyes, I really love you so. Angel eyes, I'll never let you go

**C** **Am** **Dm** **G** **C**  
Because I love you, my darlin' angel eyes

**F** **G**  
Pretty, pretty, pretty little angel eyes.

**C** **Am** **Dm** **G**  
Angel eyes, you are so good to me,

**C** **Am** **Dm** **G**  
And when I'm in your arms, you be so heavenly

**C** **Am** **Dm** **G** **C** **F** **C** **G**  
You know I love you, my darlin' angel eyes. Angel eyes, bom-bom-bom-bom

## Bridge

**F**  
I know you were sent from heaven above.

**C**  
You rule my life with your wonderful love.

**F**  
I know we'll be happy for eternity,

**G**  
'Cause I know wow-wow-wow-wow-wow

**G7** | **G7**  
That our love is really real.

## Repeat Verse 1

Bari



# Pretty Little Angel Eyes (Curtis Lee & Tommy Boyce, 1961) (D)

Pretty Little Angel Eyes by Curtis Lee & The Halos (1961) (E – 112 BPM)

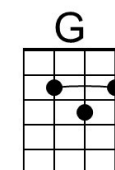
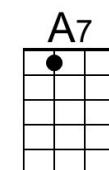
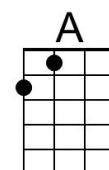
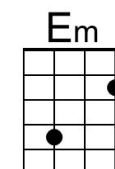
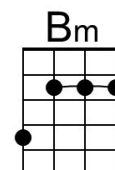
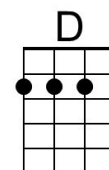
## Intro (4 Measures) D | Bm | Em | A

**D** **Bm**  
Pretty little angel eyes. Pretty little angel eyes.

**G**  
Pretty little angel, pretty little angel,

**A** **D** **Bm** **Em** **A** **D** **Bm**  
Pretty little, pretty little, pretty little angel. Oooooo-oo, oooooo-oo, Oooooo-oo,

**G** **A**  
Pretty, pretty, pretty little angel eyes...



**D** **Bm** **Em** **A** **D** **Bm** **Em** **A**  
Angel eyes, I really love you so. Angel eyes, I'll never let you go

**D** **Bm** **Em** **A** **D**  
Because I love you, my darlin' angel eyes

**G** **A**  
Pretty, pretty, pretty little angel eyes.

**D** **Bm** **Em** **A**  
Angel eyes, you are so good to me,

**D** **Bm** **Em** **A**  
And when I'm in your arms, you be so heavenly

**D** **Bm** **Em** **A** **D** **G** **D** **A**  
You know I love you, my darlin' angel eyes. Angel eyes, bom-bom-bom-bom

## Bridge

**G**  
I know you were sent from heaven above.

**D**  
You rule my life with your wonderful love.

**G**  
I know we'll be happy for eternity,

**A**  
'Cause I know wow-wow-wow-wow-wow-wow

**A7** | **A7**  
That our love is really real.

## Repeat Verse 1

<b>Bari</b>	<p><b>D</b></p>	<p><b>Bm</b></p>	<p><b>Em</b></p>	<p><b>A</b></p>	<p><b>A7</b></p>	<p><b>G</b></p>
-------------	-----------------	------------------	------------------	-----------------	------------------	-----------------



# Pretty Little Angel Eyes (Curtis Lee & Tommy Boyce, 1961) (G)

Pretty Little Angel Eyes by Curtis Lee & The Halos (1961) (E – 112 BPM)

## Intro (4 Measures) G | Em | Am | D

**G** **Em**  
Pretty little angel eyes. Pretty little angel eyes.

**Am**  
Pretty little angel, pretty little angel,

**D** **G** **Em** **Am** **D** **G** **Em**  
Pretty little, pretty little, pretty little angel. Oooooo-oo, oooooo-oo, Oooooo-oo,

**C** **D**  
Pretty, pretty, pretty little angel eyes...

**G** **Em** **Am** **D** **G** **Em** **Am** **D**  
Angel eyes, I really love you so. Angel eyes, I'll never let you go

**G** **Em** **Am** **D** **G**  
Because I love you, my darlin' angel eyes

**C** **D**  
Pretty, pretty, pretty little angel eyes.

**G** **Em** **Am** **D**  
Angel eyes, you are so good to me,

**G** **Em** **Am** **D**  
And when I'm in your arms, you be so heavenly

**G** **Em** **Am** **D** **G** **C** **G** **D**  
You know I love you, my darlin' angel eyes. Angel eyes, bom-bom-bom-bom

## Bridge

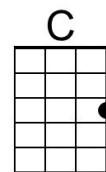
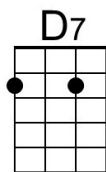
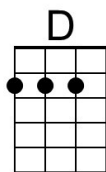
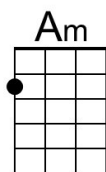
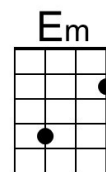
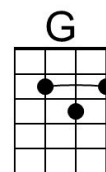
**C**  
I know you were sent from heaven above.

**G**  
You rule my life with your wonderful love.

**C**  
I know we'll be happy for eternity,

**D**  
'Cause I know wow-wow-wow-wow-wow-wow

**D7** | **D7**  
That our love is really real.



## Repeat Verse 1

<b>Bari</b>	<b>G</b> 	<b>Em</b> 	<b>Am</b> 	<b>D</b> 	<b>D7</b> 	<b>C</b> 
-------------	--------------	---------------	---------------	--------------	---------------	--------------

**Instrumental (4 Measures)** G | Em | Am | D

G                      Em    C  
 Pretty little angel eyes. Pretty little angel eyes. Pretty little angel, pretty little angel,  
 C  
 Pretty little angel, pretty little angel,  
 D  
 Pretty little, pretty little, pretty little angel.

**Instrumental Verse**

C    D  
 Pretty, pretty, pretty little angel eyes.

G    Em Am    D                      G    Em Am    D  
 Angel eyes, I really love you so. Angel eyes, I'll never let you go  
 G              Em    Am    D    G  
 Because I love you, my darlin' angel eyes

C    D  
 Pretty, pretty, pretty little angel eyes.

**Outro**

G    Em Am    D    G    Em Am    D  
 Ooooo-oo, Ooooo-oo, Ooooo-oo, Ooooo-oo,  
 G    Em Am    D | G | D | G  
 Ooooo-oo, Ooooo-oo.





**Bridge**

**F** **C**  
 She like to travel around, yea. She'll love you, but she'll put you down.  
**F** **G** (*Tacet*)  
 Now, people let me put you wise, Sue goes out with other guys

**C**  
 \_\_\_ Here's the moral and the story from the guy who knows.

**Am**  
 \_\_\_ I fell in love and my love still grows.

**F**  
 Ask any fool that she ever knew,  
**G**  
 They'll say: \_\_\_ Keep away from Runaround Sue.

**C** **Am**  
 Hey, hey, bum-da ha-dy ha-dy. Hey, hey, bum-da ha-dy ha-dy.  
**F** **G7**  
 Hey, hey, bum-da ha-dy ha-dy. Hey. Aaahhh

**Repeat from Bridge****Outro**

**C** **Am**  
 Hey, hey, bum-da ha-dy ha-dy. Hey, hey, bum-da ha-dy ha-dy.  
**F** **G7 | C**  
 Hey, hey, bum-da ha-dy ha-dy. Hey, Hey.

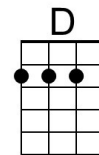
**Runaround Sue (Dion DiMucci & Ernie Maresca, 1961) (D)**

Runaround Sue by Dion and the Del-Satins (D)

4/4 – 80 BPM

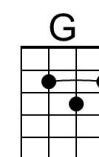
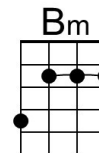
**Intro**

**D** \_\_\_\_\_ Here's my story, it's sad but true. **Bm** \_\_\_\_\_ It's about a girl that I once knew.  
**G** \_\_\_\_\_ She took my love, then ran around. **A** \_\_\_\_\_ With every single guy in town.



**Chorus 1**

**D** Hey, hey, bum-da ha-dy ha-dy. **Bm** Hey, hey, bum-da ha-dy ha-dy.  
**G** Hey, hey, bum-da ha-dy ha-dy. **A7** Hey, hey, bum-da ha-dy ha-dy. La, la, la, la.  
**D** Hey, hey, bum-da ha-dy ha-dy. **Bm** Hey, hey, bum-da ha-dy ha-dy.  
**G** Hey, hey, bum-da ha-dy ha-dy. **A7** Hey. Aaahhh



**D** \_\_\_\_\_ Yea, I should have known it from the very start,

**Bm** \_\_\_\_\_ This girl will leave me with a broken heart.

**G** \_\_\_\_\_ Now listen people, what I'm tellin' you.

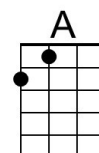
**A** \_\_\_\_\_ A-keep away from Runaround Sue.

**D** \_\_\_\_\_ I miss her lips and the smile from her face.

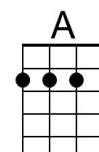
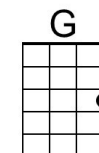
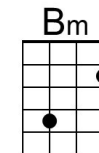
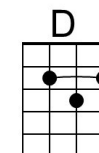
**Bm** \_\_\_\_\_ The touch of her hair and this girl's warm embrace.

**G** \_\_\_\_\_ So if you don't wanna cry like I do,

**A** \_\_\_\_\_ A-keep away from Runaround Sue.



**Bari**



**Chorus 2**

**D** Hey, hey, bum-da ha-dy ha-dy. **Bm** Hey, hey, bum-da ha-dy ha-dy.  
**G** Hey, hey, bum-da ha-dy ha-dy. **A7** Hey. Aaahhh

**Bridge****G****D**

She like to travel around, yea. She'll love you, but she'll put you down.

**G****A (Tacet)**

Now, people let me put you wise, Sue goes out with other guys

**D**

\_\_\_ Here's the moral and the story from the guy who knows.

**Bm**

\_\_\_ I fell in love and my love still grows.

**G**

Ask any fool that she ever knew,

**A**

They'll say: \_\_\_ Keep away from Runaround Sue.

**D****Bm**

Hey, hey, bum-da ha-dy ha-dy. Hey, hey, bum-da ha-dy ha-dy.

**G****A7**

Hey, hey, bum-da ha-dy ha-dy. Hey. Aaahhh

**Repeat from Bridge****Outro****D****Bm**

Hey, hey, bum-da ha-dy ha-dy. Hey, hey, bum-da ha-dy ha-dy.

**G****A7 | D**

Hey, hey, bum-da ha-dy ha-dy. Hey, Hey.

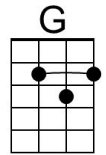
Runaround Sue (Dion DiMucci & Ernie Maresca, 1961) (G)

Runaround Sue by Dion and the Del-Satins (D)

4/4 – 80 BPM

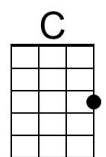
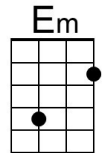
**Intro**

**G** \_\_\_\_\_ Here's my story, it's sad but true. **Em** \_\_\_\_\_ It's about a girl that I once knew.  
**C** \_\_\_\_\_ She took my love, then ran around. **D** \_\_\_\_\_ With every single guy in town.

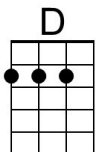


**Chorus 1**

**G** Hey, hey, bum-da ha-dy ha-dy. **Em** Hey, hey, bum-da ha-dy ha-dy.  
**C** Hey, hey, bum-da ha-dy ha-dy. **D7** Hey, hey, bum-da ha-dy ha-dy. La, la, la, la.  
**G** Hey, hey, bum-da ha-dy ha-dy. **Em** Hey, hey, bum-da ha-dy ha-dy.  
**C** Hey, hey, bum-da ha-dy ha-dy. **D7** Hey. Aaahhh



**G** \_\_\_\_\_ Yea, I should have known it from the very start,  
**Em** \_\_\_\_\_ This girl will leave me with a broken heart.  
**C** \_\_\_\_\_ Now listen people, what I'm tellin' you.  
**D** \_\_\_\_\_ A-keep away from Runaround Sue.

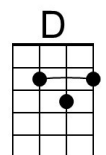


**G** \_\_\_\_\_ I miss her lips and the smile from her face.  
**Em** \_\_\_\_\_ The touch of her hair and this girl's warm embrace.  
**C** \_\_\_\_\_ So if you don't wanna cry like I do,  
**D** \_\_\_\_\_ A-keep away from Runaround Sue.

**Bari**

**Chorus 2**

**G** Hey, hey, bum-da ha-dy ha-dy. **Em** Hey, hey, bum-da ha-dy ha-dy.  
**C** Hey, hey, bum-da ha-dy ha-dy. **D7** Hey. Aaahhh



**Bridge****C**

She like to travel around, yea. She'll love you, but she'll put you down.

**G****C****D (Tacet)**

Now, people let me put you wise: Sue goes out with other guys!

**G**

\_\_\_ Here's the moral and the story from the guy who knows.

**Em**

\_\_\_ I fell in love and my love still grows.

**C**

Ask any fool that she ever knew,

**D**

They'll say: \_\_\_ Keep away from Runaround Sue.

**G**

Hey, hey, bum-da ha-dy ha-dy. Hey, hey, bum-da ha-dy ha-dy.

**Em****C****D7**

Hey, hey, bum-da ha-dy ha-dy. Hey. Aaahhh

**Repeat from Bridge****Outro****G**

Hey, hey, bum-da ha-dy ha-dy. Hey, hey, bum-da ha-dy ha-dy.

**Em****C****D7 | G**

Hey, hey, bum-da ha-dy ha-dy. Hey. Hey.

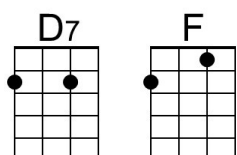
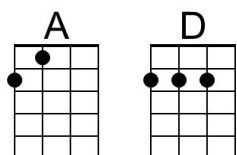
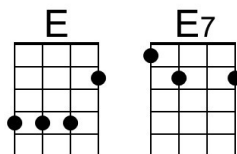
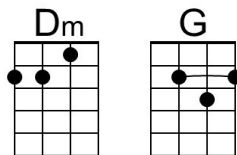
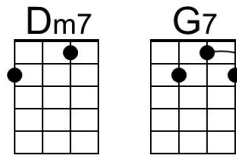
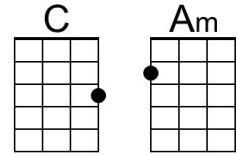
# Sh-Boom (Life Could Be A Dream) (C)

(James Keyes, Claude Feaster, Carl Feaster, Floyd F. McRae, and James Edwards, 1954)

**Sh-boom** by The Crew Cuts (F – 130 BPM) – **Sh-boom** by The Chords (F – 137 BPM)

**Intro**

**C**                    **Am**                    **Dm7**                    **G7**  
 Hey nonny, ding dong, a-lang a-lang a-lang.  
**C**                    **Am**                    **Dm7**                    **G7**  
 Boom ba-doh, ba-doo, ba-doo, ba-day.



**C**                    **Am**  
 Oh, life could be a dream, *sh-boom*  
**Dm**                    **G**                    **C**                    **Am**  
 \_\_\_ If I could take you up in paradise up a-bove. *sh-boom*  
**Dm**                    **G**                    **C**                    **Am**  
 \_\_\_ If you would tell me I'm the only one that you love,  
**Dm**                    **G7**                    **C**  
 Life could be a dream, sweet-heart.

**Am**                    **Dm**                    **G7**  
 Hello, hello again, Sh-boom, I'm hoping we'll meet again.

**C**                    **Am**  
 Oh, life could be a dream, *sh-boom*  
**Dm**                    **G**                    **C**                    **Am**  
 \_\_\_ If only all my precious plans would come true, *sh-boom*  
**Dm**                    **G**                    **C**                    **Am**  
 \_\_\_ If you would let me spend my whole life loving you,  
**Dm**                    **G7**                    **C**  
 Life could be a dream, sweet-heart.

**Bridge**

**E**                    **E7**                    **A**  
 Now, every time I look at you, something is on my mind.  
**D**                    **D7**                    **F**                    **G**  
 If you'd do what I want you to, baby, we'd be so fine.

**Bari**

A collection of 12 baritone guitar chord diagrams arranged in two rows of six. The chords are: C, Am, Dm7, G7, Dm, G (top row); E, E7, A, D, D7, F (bottom row).





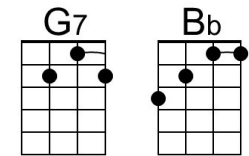
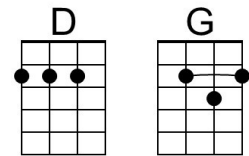
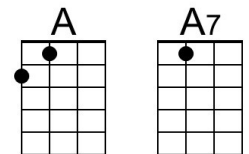
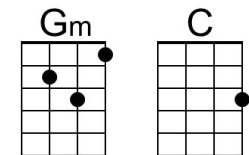
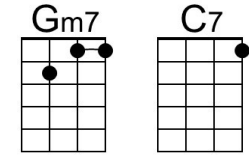
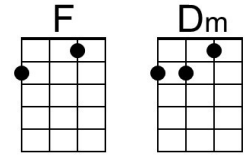
# Sh-Boom (Life Could Be A Dream) (F)

(James Keyes, Claude Feaster, Carl Feaster, Floyd F. McRae, and James Edwards, 1954)

**Sh-boom** by The Crew Cuts (F – 130 BPM) - **Sh-boom** by The Chords (F – 137 BPM)

## Intro

**F**                    **Dm**                    **Gm7**                    **C7**  
 Hey nonny, ding dong, a-lang a-lang a-lang.  
**F**                    **Dm**                    **Gm7**                    **C7**  
 Boom ba-doh, ba-doo, ba-doo, ba-day.



**F**                    **Dm**  
 Oh, life could be a dream, *sh-boom*  
**Gm**                    **C**                    **F**                    **Dm**  
 \_\_\_ If I could take you up in paradise up a-bove. *sh-boom*  
**Gm**                    **C**                    **F**                    **Dm**  
 \_\_\_ If you would tell me I'm the only one that you love,  
**Gm**                    **C7**                    **F**  
 Life could be a dream, sweet-heart.

**Dm**                    **Gm**                    **C7**  
 Hello, hello again, Sh-boom, I'm hoping we'll meet again.

**F**                    **Dm**  
 Oh, life could be a dream, *sh-boom*  
**Gm**                    **C**                    **F**                    **Dm**  
 \_\_\_ If only all my precious plans would come true, *sh-boom*  
**Gm**                    **C**                    **F**                    **Dm**  
 \_\_\_ If you would let me spend my whole life loving you,  
**Gm**                    **C7**                    **F**  
 Life could be a dream, sweet-heart.

## Bridge

**A**                    **A7**                    **D**  
 Now, every time I look at you, something is on my mind.  
**G**                    **G7**                    **Bb**                    **C**  
 If you'd do what I want you to, baby, we'd be so fine.

**Bari**

**F** **Dm**  
Oh, life could be a dream, *sh-boom*,

**Gm** **C** **F** **Dm**  
\_\_\_ If I could take you up in paradise up a-bove. *sh-boom*

**Gm** **C** **F** **Dm** **Gm** **C7** **F**  
\_\_\_ If you would tell me I'm the only one that you love, life could be a dream, sweet-heart.

**Chorus (2x)**

**F** **Dm** **Gm** **C**  
Sh-boom, Sh-boom, ya da da da da da da da da da da.

**F** **Dm** **Gm** **C**  
Sh-boom, Sh-boom, ya da da da da da da da da da da.

**F** **Dm** **Gm** **C** **F**  
Sh-boom, Sh-boom, ya da da da da da da da da da da. Sh-boom!

**Bridge**

**A** **A7** **D**  
Now, every time I look at you, something is on my mind.

**G** **G7** **Bb** **C** | **C**  
If you'd do what I want you to, baby, we'd be so fine.

**F** **Dm**  
Oh, life could be a dream, *sh-boom*,

**Gm** **C** **F** **Dm**  
\_\_\_ If I could take you up in paradise up a-bove. *sh-boom*

**Gm** **C** **F** **Dm** **Gm** **C7** **F**  
\_\_\_ If you would tell me I'm the only one that you love, life could be a dream, sweet-heart.

**Dm** **Gm** **C7**  
Hello, hello again, Sh-boom, I'm hoping we'll meet again.

**F** **Dm** **Gm7** **C7**  
Hey nonny, ding dong, a-lang a-lang a-lang.

**F** **Dm** **Gm7** **C7**  
Sh-boom, ba-doh, ba-doo, ba-doo, ba-day.

**F** **Dm** **F** **Dm** **F**  
Life could be a dream, life could be a dream, sweet-heart.

**F** **Dm** **Gm** **C** **F** **Dm**  
Life could be a dream, \_\_\_ if only all my precious plans would come true,

**Gm** **C** **F** **Dm** **Gm** **C7** **F**  
\_\_\_ If you would let me spend my whole life loving you, life could be a dream, sweet-heart.

**F** **Dm** **Gm7** **C7** **F** **Dm** **Gm7** **C7**  
Dee-oo, dee-oo, sh-boom, sh-boom. Dee-oo, dee-oo, sh-boom, sh-boom.

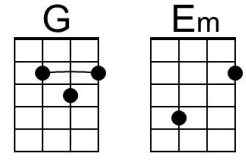
**F** **Dm** **Gm7** **C7** **F** **Dm** | **Gm7** **C7** **F**  
Dee-oo, dee-oo, sh-boom, sh-boom. Sweet-heart.

# Sh-Boom (Life Could Be A Dream) (G)

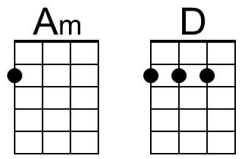
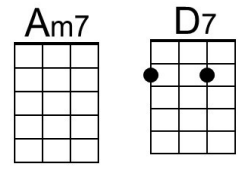
(James Keyes, Claude Feaster, Carl Feaster, Floyd F. McRae, and James Edwards, 1954)  
Sh-boom by The Crew Cuts (F – 130 BPM) - Sh-boom by The Chords (F – 137 BPM)

**Intro**

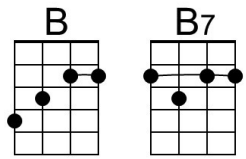
**G** **Em** **Am7** **D7**  
 Hey nonny, ding dong, a-lang a-lang a-lang.  
**G** **Em** **Am7** **D7**  
 Boom ba-doh, ba-doo, ba-doo, ba-day.



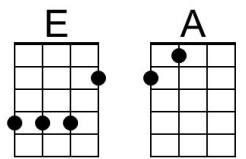
**G** **Em**  
 Oh, life could be a dream, *sh-boom*  
**Am** **D** **G** **Em**  
 \_\_\_ If I could take you up in paradise up a-bove. *sh-boom*  
**Am** **D** **G** **Em**  
 \_\_\_ If you would tell me I'm the only one that you love,  
**Am** **D7** **G**  
 Life could be a dream, sweet-heart.



**Em** **Am** **D7**  
 Hello, hello again, Sh-boom, I'm hoping we'll meet again.

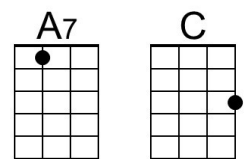


**G** **Em**  
 Oh, life could be a dream, *sh-boom*  
**Am** **D** **G** **Em**  
 \_\_\_ If only all my precious plans would come true, *sh-boom*  
**Am** **D** **G** **Em**  
 \_\_\_ If you would let me spend my whole life loving you,  
**Am** **D7** **G**  
 Life could be a dream, sweet-heart.



**Bridge**

**B** **B7** **E**  
 Now, every time I look at you, something is on my mind.  
**A** **A7** **C** **D**  
 If you'd do what I want you to, baby, we'd be so fine.



**Bari**

A collection of 12 Bari guitar chord diagrams arranged in two rows of six. The first row contains G, Em, Am7, D7, Am, and D. The second row contains B, B7, E, A, A7, and C. Each diagram shows the fretting pattern for the respective chord on a six-string guitar.

**G** **Em**  
 Oh, life could be a dream, *sh-boom*,  
**Am** **D** **G** **Em**  
 \_\_\_ If I could take you up in paradise up a-bove. *sh-boom*  
**Am** **D** **G** **Em** **Am** **D7** **G**  
 \_\_\_ If you would tell me I'm the only one that you love, life could be a dream, sweet-heart.

**Chorus (2x)**

**G** **Em** **Am** **D**  
 Sh-boom, Sh-boom, ya da da da da da da da da da da.  
**G** **Em** **Am** **D**  
 Sh-boom, Sh-boom, ya da da da da da da da da da da.  
**G** **Em** **Am** **D** **G**  
 Sh-boom, Sh-boom, ya da da da da da da da da da da. Sh-boom!

**Bridge**

**B** **B7** **E**  
 Now, every time I look at you, something is on my mind.  
**A** **A7** **C** **D** | **D**  
 If you'd do what I want you to, baby, we'd be so fine.

**G** **Em**  
 Oh, life could be a dream, *sh-boom*,  
**Am** **D** **G** **Em**  
 \_\_\_ If I could take you up in paradise up a-bove. *sh-boom*  
**Am** **D** **G** **Em** **Am** **D7** **G**  
 \_\_\_ If you would tell me I'm the only one that you love, life could be a dream, sweet-heart.

**Em** **Am** **D7**  
 Hello, hello again, Sh-boom, I'm hoping we'll meet again.  
**G** **Em** **Am7** **D7**  
 Hey nonny, ding dong, a-lang a-lang a-lang.  
**G** **Em** **Am7** **D7**  
 Sh-boom, ba-doh, ba-doo, ba-doo, ba-day.  
**G** **Em** **G** **Em** **G**  
 Life could be a dream, life could be a dream, sweet-heart.

**G** **Em** **Am** **D** **G** **Em**  
 Life could be a dream, \_\_\_ if only all my precious plans would come true,  
**Am** **D** **G** **Em** **Am** **D7** **G**  
 \_\_\_ If you would let me spend my whole life loving you, life could be a dream, sweet-heart.

**G** **Em** **Am7** **D7** **G** **Em** **Am7** **D7**  
 Dee-oo, dee-oo, sh-boom, sh-boom. Dee-oo, dee-oo, sh-boom, sh-boom.  
**G** **Em** **Am7** **D7** **G** **Em** | **Am7** **D7** **G**  
 Dee-oo, dee-oo, sh-boom, sh-boom. Sweet-heart.

# Shine On, Harvest Moon (Am) – Version 2 – C-Tuning

(Nora Bayes and Jack Norworth, for “The Follies of 1908”)

Shine On, Harvest Moon by Harry Macdonough & Elise Stevenson (1908) (Both verses)

And by Ruth Edding (1931) and Leon Redbone (1977)

4/4 Time – Moderately

**Intro** Am E | Am E | Am E | Am E7

Am E Am E - E7

Night was mighty dark so you could hardly see, for the moon refused to shine.

Am E Am D7 G7

Couple sitting underneath a willow tree, for love \_\_\_ they pine.

Dm G Dm C6 Cmaj7 - C#dim7

Little maid was kind afraid of darkness, so she said, “I guess I'll go.”

D7 G6 D7 G6

Boy began to sigh, looked up at the sky,

A7 D7 G - G#7 - G7

Told the moon his little tale of woe:

## Chorus

A7 D7

“Oh, shine on, shine on, harvest moon, up in the sky.

G7 C6 Dm7 D#dim7 C7

I ain't had no lovin' since January, February, June or July.

A7 D7

Snow time ain't no time to stay \_\_\_ out doors and spoon,

G7 C6 F7 C6 G#7 C6

So shine on, shine on, harvest moon, for me and my gal.”

Am E Am E - E7

I can't see why the boy should sigh, when by his side is the girl he loves so true

Am E Am A7 D7 G - G7

All he has to say is, “Won't you be my bride? For I \_\_\_ love you.”

Dm G Dm G C6 Am - Am7

Why should I be telling you this secret, when I know \_\_\_ that you can guess?'

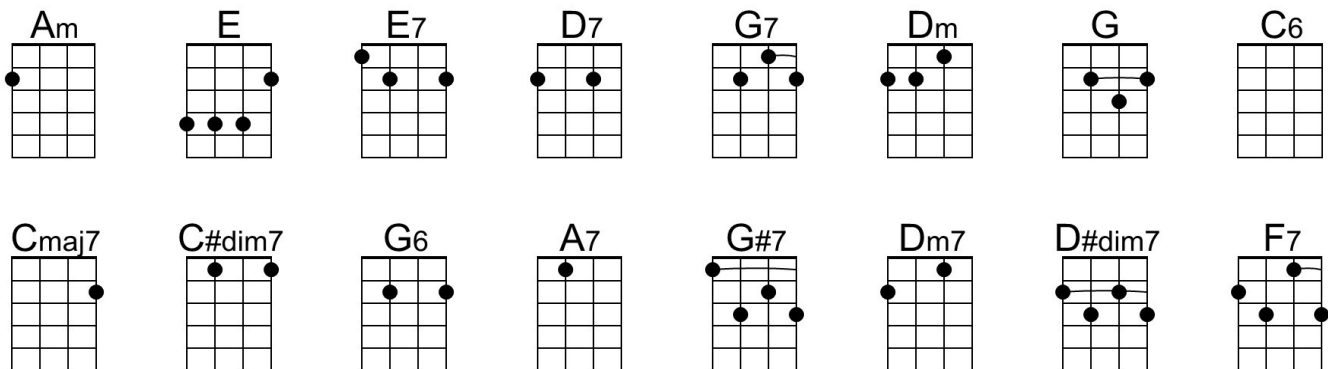
D7 G6 D7 G6

Harvest moon will smile, shine on all the while

A7 D7 G - G#7 - G7

If the little girl should answer, “Yes.”

## Chorus.



### Notes on lyric alterations in Chorus

- Original 1<sup>st</sup> line: Oh, shine on, harvest moon, up in the sky.
- Original 2<sup>nd</sup> line: I ain't had no lovin' since April, January, June or July.

# Shine On, Harvest Moon (Am) – Version 2 – G-Tuning

(Nora Bayes and Jack Norworth, for “The Follies of 1908”)

Shine On, Harvest Moon by Harry Macdonough & Elise Stevenson (1908) (Both verses)

And by Ruth Edding (1931) and Leon Redbone (1977)

4/4 Time – Moderately

**Intro** Am E | Am E | Am E | Am E7

Am E Am E - E7

Night was mighty dark so you could hardly see, for the moon refused to shine.

Am E Am D7 G7

Couple sitting underneath a willow tree, for love \_\_\_ they pine.

Dm G Dm C6 Cmaj7 - C#dim7

Little maid was kind afraid of darkness, so she said, “I guess I'll go.”

D7 G6 D7 G6

Boy began to sigh, looked up at the sky,

A7 D7 G - G#7 - G7

Told the moon his little tale of woe:

## Chorus

A7 D7

“Oh, shine on, shine on, harvest moon, up in the sky.

G7 C6 Dm7 D#dim7 C7

I ain't had no lovin' since January, February, June or July.

A7 D7

Snow time ain't no time to stay \_\_\_ out doors and spoon,

G7 C6 F7 C6 G#7 C6

So shine on, shine on, harvest moon, for me and my gal.”

Am E Am E - E7

I can't see why the boy should sigh, when by his side is the girl he loves so true

Am E Am A7 D7 G - G7

All he has to say is, “Won't you be my bride? For I \_\_\_ love you.”

Dm G Dm G C6 Am - Am7

Why should I be telling you this secret, when I know \_\_\_ that you can guess?’

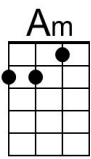
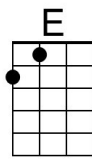
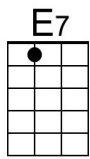
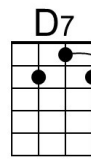
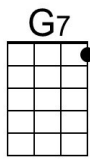
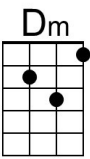
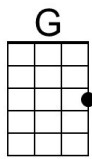
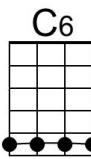
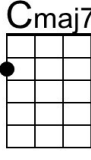
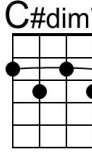
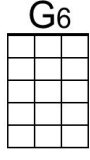
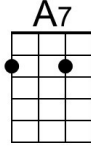
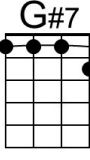
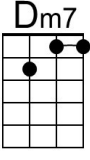
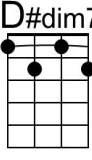
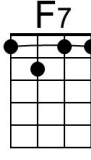
D7 G6 D7 G6

Harvest moon will smile, shine on all the while

A7 D7 G - G#7 - G7

If the little girl should answer, “Yes.”

## Chorus.

Am 	E 	E7 	D7 	G7 	Dm 	G 	C6 
Cmaj7 	C#dim7 	G6 	A7 	G#7 	Dm7 	D#dim7 	F7 

### Notes on lyric alterations in Chorus

- Original 1<sup>st</sup> line: Oh, shine on, harvest moon, up in the sky.
- Original 2<sup>nd</sup> line: I ain't had no lovin' since April, January, June or July.

# Shine On, Harvest Moon (Dm) – Version 2 – C-Tuning

(Nora Bayes and Jack Norworth, for “The Follies of 1908”)

Shine On, Harvest Moon by Harry Macdonough & Elise Stevenson (1908) (Both verses)

And by Ruth Edding (1931) and Leon Redbone (1977)

4/4 Time – Moderately

**Intro** Dm A | Dm A | Dm A | Dm A7

Dm A Dm A - A7

Night was mighty dark so you could hardly see, for the moon refused to shine.

Dm A Dm G7 C7

Couple sitting underneath a willow tree, for love \_\_\_ they pine.

Gm C Gm F6 Fmaj7 - F#dim7

Little maid was kind afraid of darkness, so she said, “I guess I'll go.”

G7 C6 G7 C6

Boy began to sigh, looked up at the sky,

D7 G7 C - C#7 - C7

Told the moon his little tale of woe:

## Chorus

D7 G7

“Oh, shine on, shine on, harvest moon, up in the sky.

C7 F6 Gm7 G#dim7 F7

I ain't had no lovin' since January, February, June or July.

D7 G7

Snow time ain't no time to stay \_\_\_ out doors and spoon,

C7 F6 A#7 F6 C#7 F6

So shine on, shine on, harvest moon, for me and my gal.”

Dm A Dm A - A7

I can't see why the boy should sigh, when by his side is the girl he loves so true

Dm A Dm D7 G7 C - C7

All he has to say is, “Won't you be my bride? For I \_\_\_ love you.”

Gm C Gm C F6 Dm - Dm7

Why should I be telling you this secret, when I know \_\_\_ that you can guess?’

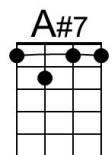
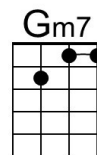
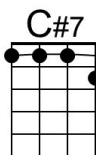
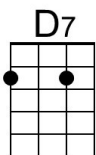
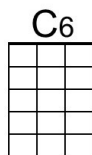
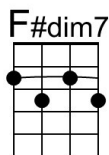
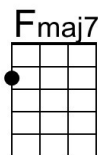
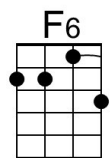
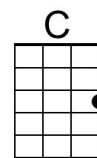
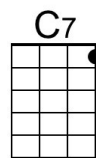
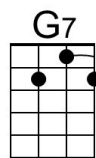
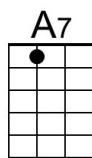
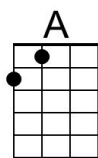
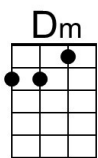
G7 C6 G7 C6

Harvest moon will smile, shine on all the while

D7 G7 C - C#7 - C7

If the little girl should answer, “Yes.”

## Chorus.



### Notes on lyric alterations in Chorus

- Original 1<sup>st</sup> line: Oh, shine on, harvest moon, up in the sky.
- Original 2<sup>nd</sup> line: I ain't had no lovin' since April, January, June or July.

# Shine On, Harvest Moon (Dm) – Version 2 – G-Tuning

(Nora Bayes and Jack Norworth, for “The Follies of 1908”)

Shine On, Harvest Moon by Harry Macdonough & Elise Stevenson (1908) (Both verses)

And by Ruth Edding (1931) and Leon Redbone (1977)

4/4 Time – Moderately

**Intro** Dm A | Dm A | Dm A | Dm A7

Dm A Dm A - A7

Night was mighty dark so you could hardly see, for the moon refused to shine.

Dm A Dm G7 C7

Couple sitting underneath a willow tree, for love \_\_\_ they pine.

Gm C Gm F6 Fmaj7 - F#dim7

Little maid was kind afraid of darkness, so she said, “I guess I'll go.”

G7 C6 G7 C6

Boy began to sigh, looked up at the sky,

D7 G7 C - C#7 - C7

Told the moon his little tale of woe:

## Chorus

D7 G7

“Oh, shine on, shine on, harvest moon, up in the sky.

C7 F6 Gm7 G#dim7 F7

I ain't had no lovin' since January, February, June or July.

D7 G7

Snow time ain't no time to stay \_\_\_ out doors and spoon,

C7 F6 Bb7 F6 C#7 F6

So shine on, shine on, harvest moon, for me and my gal.”

Dm A Dm A - A7

I can't see why the boy should sigh, when by his side is the girl he loves so true

Dm A Dm D7 G7 C - C7

All he has to say is, “Won't you be my bride? For I \_\_\_ love you.”

Gm C Gm C F6 Dm - Dm7

Why should I be telling you this secret, when I know \_\_\_ that you can guess?'

G7 C6 G7 C6

Harvest moon will smile, shine on all the while

D7 G7 C - C#7 - C7

If the little girl should answer, “Yes.”

## Chorus.

Dm	A	A7	G7	C7	Gm	C	F6
Fmaj7	F#dim7	C6	D7	C#7	Gm7	G#dim7	Bb7

### Notes on lyric alterations in Chorus

- Original 1<sup>st</sup> line: Oh, shine on, harvest moon, up in the sky.
- Original 2<sup>nd</sup> line: I ain't had no lovin' since April, January, June or July.



# Shine On, Harvest Moon (Em) – Version 2 – C-Tuning

(Nora Bayes and Jack Norworth, for "The Follies of 1908")

Shine On, Harvest Moon by Harry Macdonough & Elise Stevenson (1908) (Both verses)

And by Ruth Edding (1931) and Leon Redbone (1977)

4/4 Time – Moderately

**Intro** Em B | Em B | Em B | Em B7

Em B Em B - B7

Night was mighty dark so you could hardly see, for the moon refused to shine.

Em B Em A7 D7

Couple sitting underneath a willow tree, for love \_\_\_ they pine.

Am D Am G6 Gmaj7 - G#dim7

Little maid was kind afraid of darkness, so she said, "I guess I'll go."

A7 D6 A7 D6

Boy began to sigh, looked up at the sky,

E7 A7 D - D#7 - D7

Told the moon his little tale of woe:

## Chorus

E7 A7

"Oh, shine on, shine on, harvest moon, up in the sky.

D7 G6 Am7 A#dim7 G7

I ain't had no lovin' since January, February, June or July.

E7 A7

Snow time ain't no time to stay \_\_\_ out doors and spoon,

D7 G6 C7 G6 D#7 G6

So shine on, shine on, harvest moon, for me and my gal."

Em B Em B - B7

I can't see why the boy should sigh, when by his side is the girl he loves so true

Em B Em E7 A7 D - D7

All he has to say is, "Won't you be my bride? For I \_\_\_ love you."

Am D Am D G6 Em - Em7

Why should I be telling you this secret, when I know \_\_\_ that you can guess?"

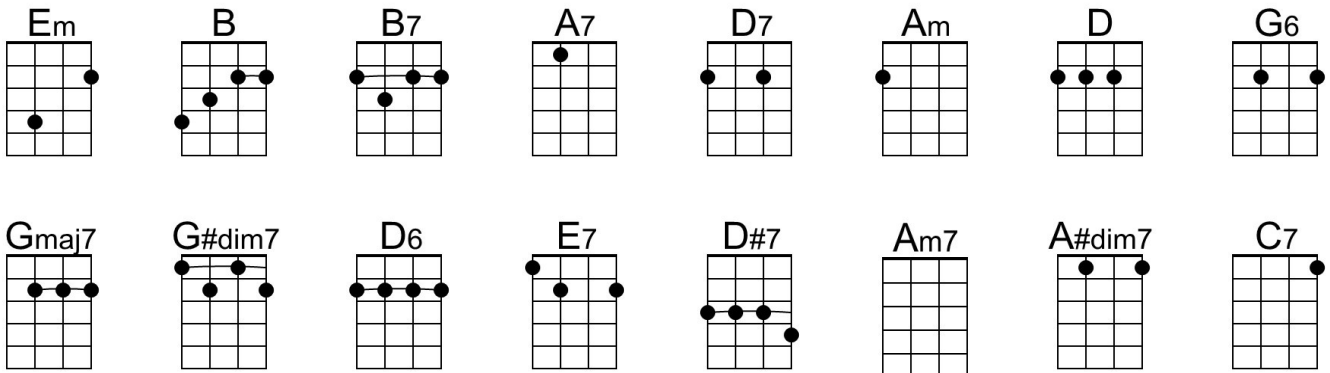
A7 D6 A7 D6

Harvest moon will smile, shine on all the while

E7 A7 D - D#7 - D7

If the little girl should answer, "Yes."

## Chorus



### Notes on lyric alterations in Chorus

- Original 1<sup>st</sup> line: Oh, shine on, harvest moon, up in the sky.
- Original 2<sup>nd</sup> line: I ain't had no lovin' since April, January, June or July.

# Shine On, Harvest Moon (Em) – Version 2 – G-Tuning

(Nora Bayes and Jack Norworth, for “The Follies of 1908”)

Shine On, Harvest Moon by Harry Macdonough & Elise Stevenson (1908) (Both verses)

And by Ruth Edding (1931) and Leon Redbone (1977)

4/4 Time – Moderately

**Intro** Em B | Em B | Em B | Em B7

Em B Em B - B7  
Night was mighty dark so you could hardly see, for the moon refused to shine.

Em B Em A7 D7  
Couple sitting underneath a willow tree, for love \_\_\_ they pine.

Am D Am G6 Gmaj7 - G#dim7  
Little maid was kind afraid of darkness, so she said, “I guess I'll go.”

A7 D6 A7 D6 E7 A7 D - D#7 - D7  
Boy began to sigh, looked up at the sky, Told the moon his little tale of woe:

## Chorus

E7 A7  
“Oh, shine on, shine on, harvest moon, up in the sky.

D7 G6 Am7 A#dim7 G7  
I ain't had no lovin' since January, February, June or July.

E7 A7  
Snow time ain't no time to stay \_\_\_ out doors and spoon,  
D7 G6 C7 G6 D#7 G6

So shine on, shine on, harvest moon, for me and my gal.”

Em B Em B - B7  
I can't see why the boy should sigh, when by his side is the girl he loves so true

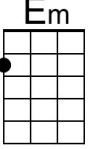
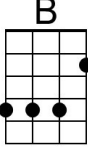
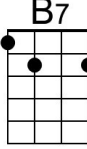
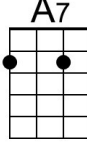
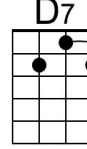
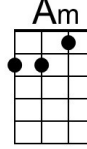
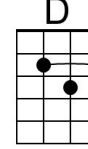
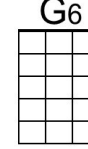
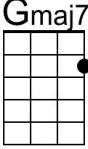
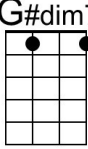
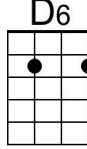
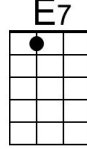
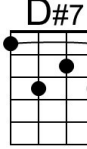
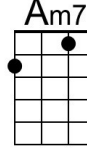
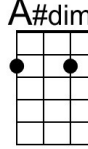
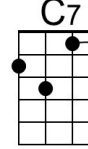
Em B Em E7 A7 D - D7  
All he has to say is, “Won't you be my bride? For I \_\_\_ love you.”

Am D Am D G6 Em - Em7  
Why should I be telling you this secret, when I know \_\_\_ that you can guess?'

A7 D6 A7 D6  
Harvest moon will smile, shine on all the while

E7 A7 D - D#7 - D7  
If the little girl should answer, “Yes.”

## Chorus

### Notes on lyric alterations in Chorus

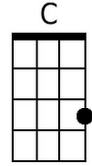
- Original 1<sup>st</sup> line: Oh, shine on, harvest moon, up in the sky.
- Original 2<sup>nd</sup> line: I ain't had no lovin' since April, January, June or July.

**Monster Mash (Bobby Pickett and Leonard L. Capizzi) (C)**

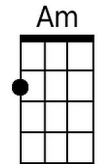
Monster Mash by Bobby 'Boris' Pickett and The Crypt Kickers (1962)

**Intro: Instrumental Chorus.**

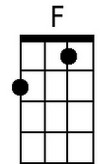
**C** I was working in the lab late one night, when my eyes beheld an eerie sight.  
**F** For my Monster from the slab began to rise, and suddenly, to my surprise.



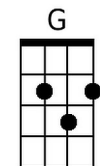
**C** (*He did the Mash*), He did the Monster Mash.  
**Am** (*The Monster Mash*), It was a graveyard smash.  
**F** (*He did the Mash*), It caught on in a flash.  
**G** (*He did the Mash*), He did the Monster Mash.



**C** From my laboratory in the Castle East, to the Master Bedroom where the  
vampires feast,  
**F** The ghouls all came from their humble abode, to get a jolt from my electrode.

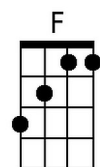
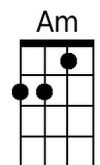
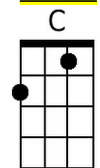


**C** (*They did the Mash*), They did the Monster Mash.  
**Am** (*The monster Mash*), It was a graveyard smash.  
**F** (*They did the Mash*), They caught on in a flash.  
**G** (*They did the Mash*), They did the Monster Mash.

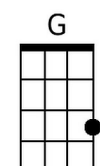


**Bari**

**Bridge**  
**F** The Zombies were having fun, (*In-a-shoop, wha-ooo*)  
**G** The party had just begun, (*In-a-shoop, wha-ooo*)  
**F** The guests included Wolf Man, (*In-a-shoop, wha-ooo*)  
**G** Dracula and his son.



*Starting at the 2<sup>nd</sup> verse & the Bridge, the Crypt Kickers softly sing "wah-ooo" at the beginning of the first, second and fourth lines of the verse, while "Boris" comes in on the second beat of the line. At the beginning of the third line, they sing "wah wah-ooo."*



**C** **Am**  
 The scene was rocking all were digging the sound, Igor on chains backed by His Baying Hounds.  
**F** **G**  
 The Coffin Bangers were about to arrive, with their vocal group, the Crypt Kicker Five.

**C**  
 (*They played the Mash*), They played the Monster Mash.  
**Am**  
 (*The Monster Mash*), It was a graveyard smash.  
**F**  
 (*They played the Mash*), They caught on in a flash.  
**G**  
 (*They played the Mash*), They played the Monster Mash.

**C** **Am**  
 Out from his coffin Drac's voice did ring, it seems he was troubled 'by just one thing.  
**F** **G**  
 Opened the lid and shook his fist, and said, "Whatever happened to my Transylvania Twist?"

**C**  
 (*It's now the Mash*), It's now the Monster Mash.  
**Am**  
 (*The monster Mash*), And it's a graveyard smash.  
**F**  
 (*It's now the Mash*), It's caught on in a flash.  
**G**  
 (*It's now the Mash*), It's now the Monster Mash.

**C** **Am**  
 Now everything's cool, Drac's a part of the band, and my Monster Mash, it's the hit of the land.  
**F** **G**  
 For you, the living, this Mash was meant, too; when you get to my door, tell them Boris sent you.

**C**  
 (*And you can Mash*), and you can Monster Mash.  
**Am**  
 (*The monster Mash*), And do my graveyard smash.  
**F**  
 (*And you can Mash*), You'll catch on in a flash.  
**G**  
 (*Then you can Mash*), Then you can Monster Mash.

**Outro:**

One instrumental verse with "*Wah-ooo ... Monster Mash*," at the beginning of each line. End with:

**Cv Cv C**  
 "wah wah-ooo."

# Monster Mash (Bobby Pickett and Leonard L. Capizzi) (G)

Monster Mash by Bobby 'Boris' Pickett and The Crypt Kickers (1962)

## Intro: Instrumental First Verse.

**G** **Em**  
I was working in the lab late one night, when my eyes beheld an eerie sight.  
**C** **D**  
For my monster from the slab began to rise, and suddenly, to my surprise.

**G**  
(He did the Mash), He did the Monster Mash.  
**Em**  
(The Monster Mash), It was a graveyard smash.  
**C**  
(He did the Mash), It caught on in a flash.  
**D**  
(He did the Mash), He did the Monster Mash.

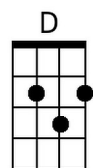
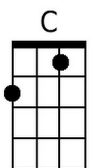
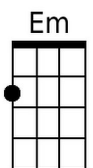
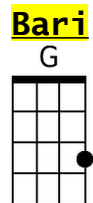
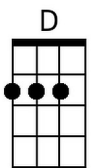
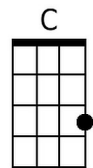
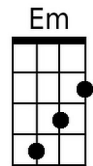
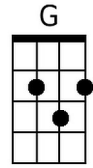
**G** **Em**  
From my laboratory in the Castle East, to the Master Bedroom where the vampires  
feast,  
**C** **D**  
The ghouls all came from their humble abode, to get a jolt from my electrode.

**G**  
(They did the Mash), They did the Monster Mash.  
**Em**  
(The Monster Mash), It was a graveyard smash.  
**C**  
(They did the Mash), They caught on in a flash.  
**D**  
(They did the Mash), They did the Monster Mash.

## Bridge

**C**  
The Zombies were having fun, (*In-a-shoop, wha-ooo*)  
**D**  
The party had just begun, (*In-a-shoop, wha-ooo*)  
**C**  
The guests included Wolf Man, (*In-a-shoop, wha-ooo*)  
**D**  
Dracula and his son.

Starting at the 2<sup>nd</sup> verse & the Bridge, the Crypt Kickers softly sing "wah-ooo" at the beginning of the first, second and fourth lines of the verse, while "Boris" comes in on the second beat of the line. At the beginning of the third line, they sing "wah wah-ooo."



**G** **Em**  
 The scene was rocking all were digging the sound, Igor on chains backed by His Baying Hounds.  
**C** **D**  
 The Coffin Bangers were about to arrive, with their vocal group, the Crypt Kicker Five.

**G**  
*(They played the Mash)*, They played the Monster Mash.  
**Em**  
*(The Monster Mash)*, It was a graveyard smash.  
**C**  
*(They played the Mash)*, They caught on in a flash.  
**D**  
*(They played the Mash)*, They played the Monster Mash.

**G** **Em**  
 Out from his coffin Drac's voice did ring, it seems he was troubled 'by just one thing.  
**C** **D**  
 Opened the lid and shook his fist, and said, "Whatever happened to my Transylvania Twist?"

**G**  
*(It's now the Mash)*, It's now the Monster Mash.  
**Em**  
*(The monster Mash)*, And it's a graveyard smash.  
**C**  
*(It's now the Mash)*, It's caught on in a flash.  
**D**  
*(It's now the Mash)*, It's now the Monster Mash.

**G** **Em**  
 Now everything's cool, Drac's a part of the band, and my Monster Mash, it's the hit of the land.  
**C** **D**  
 For you, the living, this Mash was meant, too. when you get to my door, tell them Boris sent you.

**G**  
*(And you can Mash)*, and you can Monster Mash.  
**Em**  
*(The monster Mash)*, And do my graveyard smash.  
**C**  
*(And you can Mash)*, You'll catch on in a flash.  
**D**  
*(Then you can Mash)*, Then you can Monster Mash.

**Outro:**

One instrumental verse with "Wah-ooo ... Monster Mash," at the beginning of each line. End with:

**Gv Gv G**  
 "wah wah-ooo."

# Plenty To Be Thankful For (Irving Berlin, 1942) (C)

Plenty To Be Thankful For by Bing Crosby with Bob Crosby and His Orchestra (Bb @ 154)

**Intro** | C Am | Dm7 G7 | C Am | Dm7 G7 |

C Am Dm7 G7 C A7 | D7 G7 |

I've got plenty to be thankful for

C Am Dm7 G7 C

I haven't got great big yacht to sail from shore to shore.

Dm7 C Am Dm7 G7 C Am | Dm7 G7

Still, I've got plenty to be thankful for

C Am Dm7 G7 C A7 | D7 G7 |

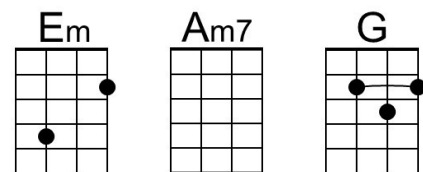
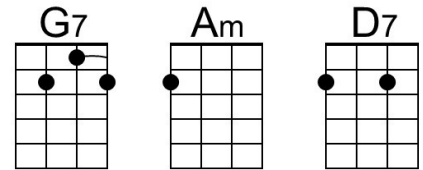
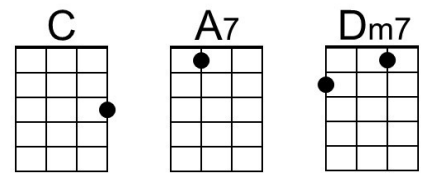
I've got plenty to be thankful for

C Am Dm7 G7 C

No private car, no ca - vi - ar, No carpet on my floor.

Dm7 C Am Dm7 G7 C Dm7 | C

Still, I've got plenty to be thankful for.



**Chorus**

Dm7 G7 Dm7 G7

I've got eyes to see with,

C | C

Ears to hear with

Em Am Am7 D7

Arms to hug with, lips to kiss with

G Dm7 G7

— Someone to adore

C Am Dm7 G7 C A7 | D7 G7 |

How could any - body ask for more?

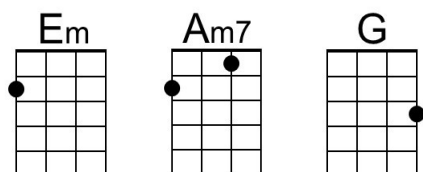
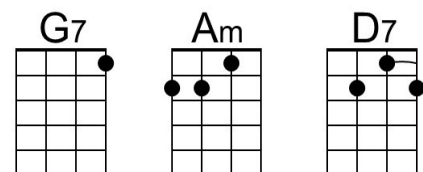
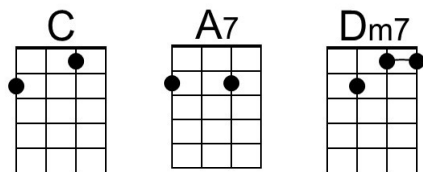
C Am Dm7 G7

My needs are small, I buy 'em all

C

At the five and ten cent store

**Baritone**



Dm7 C A7 Dm7 G7 C Am7 | Dm7 G7

1. Oh, I've got plenty to be thankful for.

**Repeat from Top**

Dm7 C A7 Dm7 G7 C G7 | C

2. Oh, I've got plenty to be thankful for.

*A common variant of the I vi IV V progression ("Ice Cream Changes") – I vi ii V*

Plenty To Be Thankful For (Irving Berlin, 1942) (G)

Plenty To Be Thankful For by Bing Crosby with Bob Crosby and His Orchestra (Bb @ 154)

**Intro** | G E7 | Am7 D7 | G Em7 | Am7 D7 |

G Em Am7 D7 G E7 | A7 D7 |

I've got plenty to be thankful for

G Em Am7 D7 G

I haven't got great big yacht to sail from shore to shore.

Am7 G Em Am7 D7 G Em | Am7 D7

Still, I've got plenty to be thankful for

G Em Am7 D7 G E7 | A7 D7 |

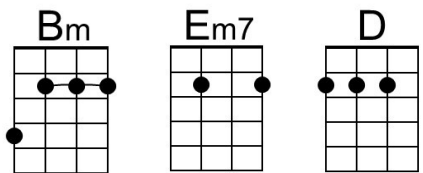
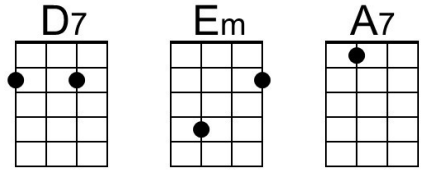
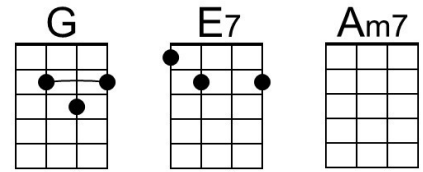
I've got plenty to be thankful for

G Em Am7 D7 G

No private car, no ca - vi - ar, No carpet on my floor.

Am7 G Em Am7 D7 G Am7 | G

Still, I've got plenty to be thankful for.



**Chorus**

Am7 D7 Am7 D7

I've got eyes to see with,

G | G

Ears to hear with

Bm Em Em7 A7

Arms to hug with, lips to kiss with

D Am7 D7

— Someone to adore

G Em Am7 D7 G E7 | A7 D7 |

How could any - body ask for more?

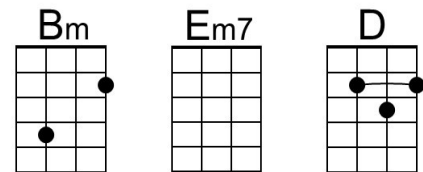
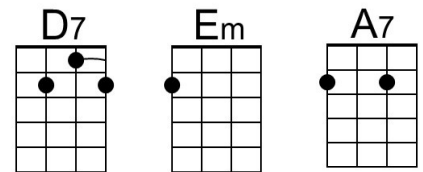
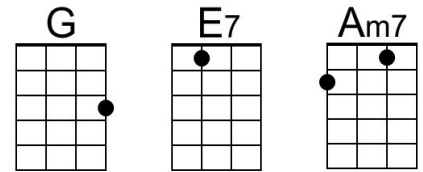
G Em Am7 D7

My needs are small, I buy 'em all

G

At the five and ten cent store

**Baritone**



Am7 G E7 Am7 D7 G Em7 | Am7 D7

1. Oh, I've got plenty to be thankful for.

**Repeat from Top**

Am7 G E7 Am7 D7 G D7 | G

2. Oh, I've got plenty to be thankful for.





# Christmas (Baby Please Come Home) (C)

(Ellie Greenwich, Jeff Barry & Phil Spector, 1963)

Christmas (Baby Please Come Home) by Mariah Carey

**C** **Em**

It's Christmas,

**F G**

Baby please come home

**C**

(Christmas) The snow's coming down,

**Em**

(Christmas) I'm watching it fall

**F**

(Christmas) Lots of people around,

**G**

(Christmas) Baby please come home

**C**

(Christmas) The church bells in town,

**Em**

(Christmas) They're ringin' a song

**F**

(Christmas) What a happy sound,

**G**

(Christmas) Baby please come home

**C**

(Christmas) Pretty lights on the trees,

**Em**

(Christmas) I'm watchin' 'em shine

**F**

(Christmas) You should be here with me,

**G**

(Christmas) Baby please come home

**C Em F**

Baby please come home,

**G**

Baby please come home **Chorus**

**C**

(Christmas) If there was a way,

**Em**

(Christmas) I'd hold back these tears

**F**

(Christmas) But it's Christmas day,

**G**

(Christmas) Baby please come home

## Chorus

**C**

They're singing deck the halls,

**Em**

But it's not like Christmas at all

**Am**

I remember when you were here,

**G**

And all the fun we had last year

## Outro (3x)

**C**

**Em**

(Christmas) (Christmas)

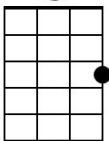
**F**

Baby please come home,

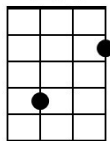
**G**

Baby please come home.

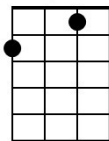
**C**



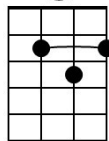
**Em**



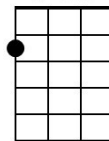
**F**



**G**

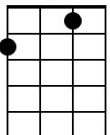


**Am**

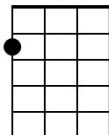


Baritone

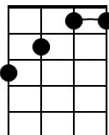
**C**



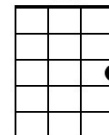
**Em**



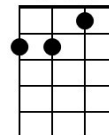
**F**



**G**



**Am**



# Christmas (Baby Please Come Home) (G)

(Ellie Greenwich, Jeff Barry & Phil Spector, 1963)

Christmas (Baby Please Come Home) by Mariah Carey

**G Bm**

It's Christmas,

**C D**

Baby please come home

**G**

(Christmas) The snow's coming down,

**Bm**

(Christmas) I'm watching it fall

**C**

(Christmas) Lots of people around,

**D**

(Christmas) Baby please come home

**G**

(Christmas) The church bells in town,

**Bm**

(Christmas) They're ringin' a song

**C**

(Christmas) What a happy sound,

**D**

(Christmas) Baby please come home

**G**

(Christmas) Pretty lights on the trees,

**Bm**

(Christmas) I'm watchin' 'em shine

**C**

(Christmas) You should be here with me,

**D**

(Christmas) Baby please come home

**G Bm C**

Baby please come home,

**D**

Baby please come home **Chorus**

**G**

(Christmas) If there was a way,

**Bm**

(Christmas) I'd hold back these tears

**C**

(Christmas) But it's Christmas day,

**D**

(Christmas) Baby please come home

**Chorus**

**G**

They're singing deck the halls,

**Bm**

But it's not like Christmas at all

**Em**

I remember when you were here,

**D**

And all the fun we had last year

**Outro (3x)**

**G Bm**

(Christmas) (Christmas)

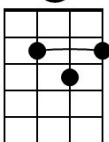
**C**

Baby please come home,

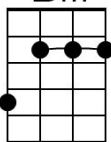
**D**

Baby please come home.

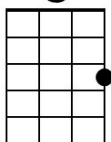
**G**



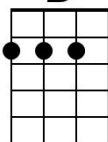
**Bm**



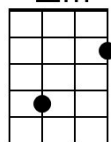
**C**



**D**

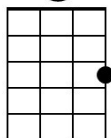


**Em**

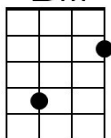


**Baritone**

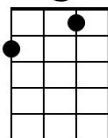
**G**



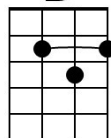
**Bm**



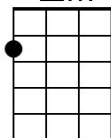
**C**



**D**



**Em**



# I Heard The Bells On Christmas Day (C)

(Henry Wadsworth Longfellow, 1864; Music by Johnny Marks, 1956)

I Heard The Bells On Christmas Day by Burl Ives (1965)

**Intro** Dm7 | G7 | Em | A7 | Dm7 | G7  
 Ahhhhhhhhhhhhhhh (Last 2 lines of verse)

**C** **Am** **Dm7** **G7**  
 I heard the bells on Christmas day

**Am** **B7** **Em**  
 Their old familiar carols play

**Dm7** **G7** **Em** **A7**  
 And wild and sweet the words re-peat

**Dm7** **G7**  
 Of peace on earth good will to men

**C** **Am** **Dm7** **G7**  
 I thought of how the day had come

**Am** **B7** **Em**  
 The belfries of all Christen-dom

**Dm7** **G7** **Em** **A7**  
 Had rung so long the unbroken song

**Dm7** **G7** **C**  
 Of peace on earth good will to men

**C** **Am** **Dm7** **G7**  
 And in des-pair I bowed my head

**Am** **B7** **Em**  
 There is no peace on earth I said

**Dm7** **G7** **Em** **A7**  
 For hate is strong and mocks the song

**Dm7** **G7**  
 Of peace on earth good will to men.

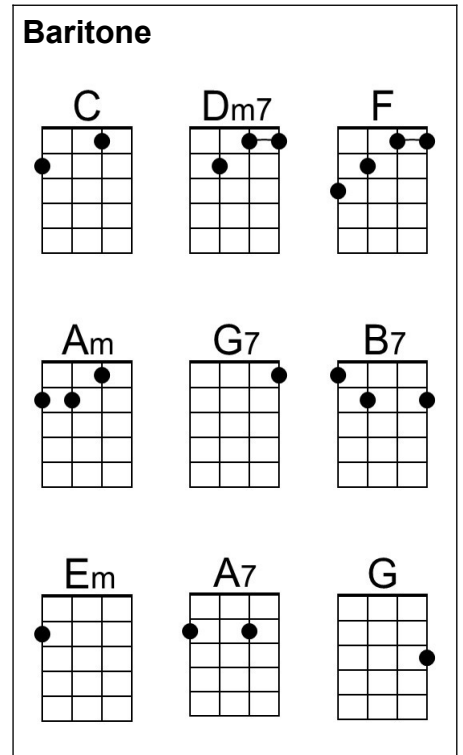
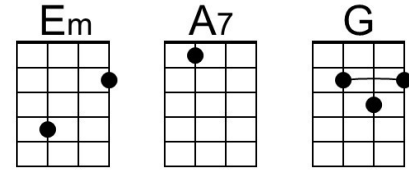
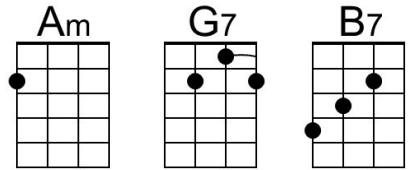
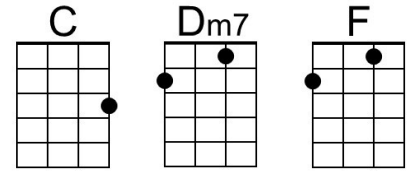
**C** **Am** **Dm7** **G7**  
 Then peel the bells more loud and deep

**Am** **B7** **Em**  
 God is not dead nor does he sleep

**Dm7** **G7** **Em** **A7**  
 The wrong shall fail the right pre-vail

**Dm7** **G7** **C**  
 With peace on earth good will to men

**Dm7** **F** **G** **C**  
 With peace on earth good will to men



# I Heard The Bells On Christmas Day (F)

(Henry Wadsworth Longfellow, 1864; Music by Johnny Marks, 1956)

I Heard The Bells On Christmas Day by Burl Ives (1965)

**Intro** Gm7 | C7 | Am | D7 | Gm7 | C7  
 Ahhhhhhhhhhhhhhh (Last 2 lines of verse)

F Dm Gm7 C7  
 I heard the bells on Christmas day

Dm E7 Am  
 Their old familiar carols play

Gm7 C7 Am D7  
 And wild and sweet the words re-peat

Gm7 C7  
 Of peace on earth good will to men

F Dm Gm7 C7  
 I thought of how the day had come

Dm E7 Am  
 The belfries of all Christen-dom

Gm7 C7 Am D7  
 Had rung so long the unbroken song

Gm7 C7 F  
 Of peace on earth good will to men

F Dm Gm7 C7  
 And in des-pair I bowed my head

Dm E7 Am  
 There is no peace on earth I said

Gm7 C7 Am D7  
 For hate is strong and mocks the song

Gm7 C7  
 Of peace on earth good will to men.

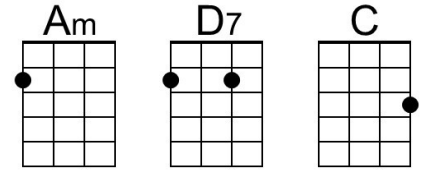
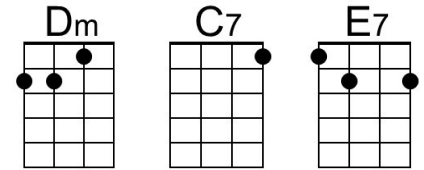
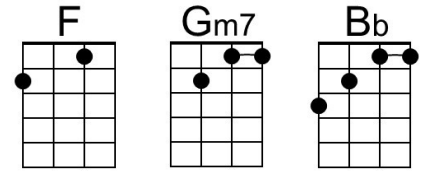
F Dm Gm7 C7  
 Then peel the bells more loud and deep

Dm E7 Am  
 God is not dead nor does he sleep

Gm7 C7 Am D7  
 The wrong shall fail the right pre-vail

Gm7 C7 F  
 With peace on earth good will to men

Gm7 Bb C F  
 With peace on earth good will to men



**Baritone**

Fingerings for F, Gm7, B, Dm, C7, E7, Am, D7, and C chords on a baritone guitar. F: 1st fret, 2nd string; 3rd fret, 4th string; 4th fret, 5th string. Gm7: 2nd fret, 3rd string; 3rd fret, 4th string; 4th fret, 5th string. B: 2nd fret, 3rd string; 3rd fret, 4th string; 4th fret, 5th string. Dm: 2nd fret, 3rd string; 3rd fret, 4th string; 4th fret, 5th string. C7: 3rd fret, 4th string; 4th fret, 5th string. E7: 2nd fret, 3rd string; 3rd fret, 4th string; 4th fret, 5th string. Am: 1st fret, 2nd string; 2nd fret, 3rd string; 3rd fret, 4th string. D7: 2nd fret, 3rd string; 3rd fret, 4th string; 4th fret, 5th string. C: 3rd fret, 4th string; 4th fret, 5th string.

# I Heard The Bells On Christmas Day (G)

(Henry Wadsworth Longfellow, 1864; Music by Johnny Marks, 1956)

I Heard The Bells On Christmas Day by Burl Ives (1965)

**Intro** Am7 | D7 | Bm | E7 | Am7 | D7  
 Ahhhhhhhhhhhhhhh (Last 2 lines of verse)

**G** **Em** **Am7** **D7**  
 I heard the bells on Christmas day

**Em** **F#7** **Bm**  
 Their old familiar carols play

**Am7** **D7** **Bm** **E7**  
 And wild and sweet the words re-peat

**Am7** **D7**  
 Of peace on earth good will to men

**G** **Em** **Am7** **D7**  
 I thought of how the day had come

**Em** **F#7** **Bm**  
 The belfries of all Christen-dom

**Am7** **D7** **Bm** **E7**  
 Had rung so long the unbroken song

**Am7** **D7** **G**  
 Of peace on earth good will to men

**G** **Em** **Am7** **D7**  
 And in des-pair I bowed my head

**Em** **F#7** **Bm**  
 There is no peace on earth I said

**Am7** **D7** **Bm** **E7**  
 For hate is strong and mocks the song

**Am7** **D7**  
 Of peace on earth good will to men.

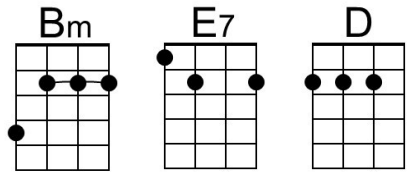
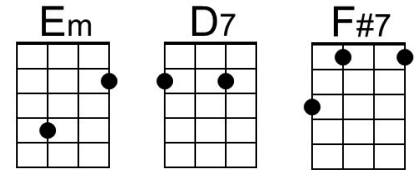
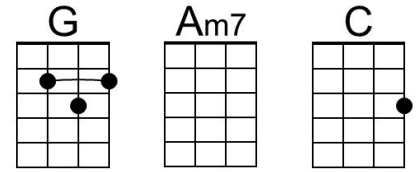
**G** **Em** **Am7** **D7**  
 Then peel the bells more loud and deep

**Em** **F#7** **Bm**  
 God is not dead nor does he sleep

**Am7** **D7** **Bm** **E7**  
 The wrong shall fail the right pre-vail

**Am7** **D7** **G**  
 With peace on earth good will to men

**Am7** **C** **D** **G**  
 With peace on earth good will to men



**Baritone**

A collection of nine baritone guitar chord diagrams arranged in a 3x3 grid. The chords are: G, Am7, C (top row); Em, D7, F#7 (middle row); Bm, E7, D (bottom row). Each diagram shows the fretting pattern on a six-string baritone guitar.

# It's The Most Wonderful Time of the Year (C)

(Edward Pola and George Wyle, 1963)

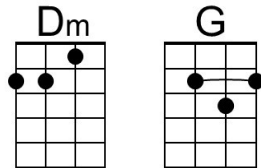
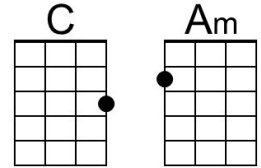
It's The Most Wonderful Time of the Year by Andy Williams (1963)

**Intro:** C Am Dm G↓

1. It's the most wonderful time of the year, with the kids jingle belling

And everyone telling you, "Be of good cheer"

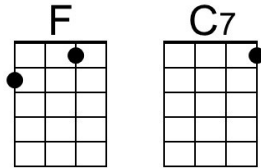
It's the most wonderful time of the year



2. It's the hap-happiest sea-son of all, with those holiday greetings

And gay happy meetings when friends come to call

It's the hap-happiest sea-son of all

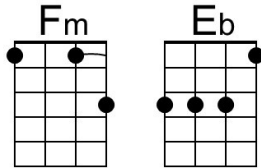


**Bridge**

There'll be parties for hosting, marsh-mallows for toasting,

And caroling out in the snow. There'll be scary ghost stories

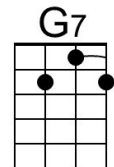
And tales of the glories of Christmases long, long ago.



3. It's the most wonderful time of the year.

There'll be much mistle-toeing, and hearts will be glowing,

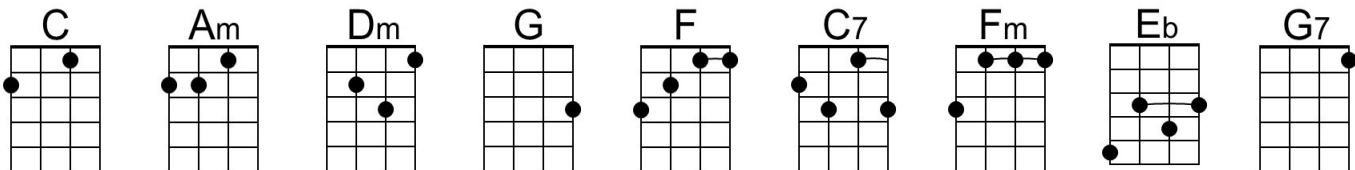
When love ones are near.



1. It's the most wonderful time of the year. **Repeat from Bridge**

2. It's the most wonderful time, yes, the most wonderful time,  
Oh, the most wonderful time of the year.

**Baritone**



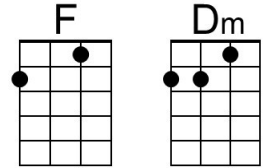
# It's The Most Wonderful Time of the Year (F)

(Edward Pola and George Wyle, 1963)

It's The Most Wonderful Time of the Year by Andy Williams (1963)

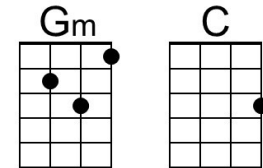
**Intro:** F Dm Gm C↓

1. It's the most wonderful time of the year, with the kids jingle belling



And everyone telling you, "Be of good cheer"

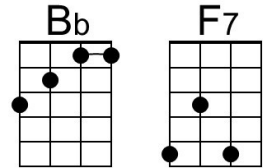
It's the most wonderful time of the year



2. It's the hap-happiest sea-son of all, with those holiday greetings

And gay happy meetings when friends come to call

It's the hap-happiest sea-son of all

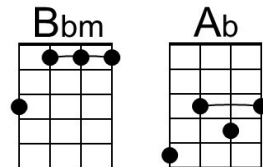


**Bridge**

There'll be parties for hosting, marsh-mallows for toasting,

And caroling out in the snow. There'll be scary ghost stories

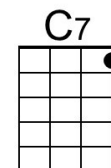
And tales of the glories of Christmases long, long ago.



3. It's the most wonderful time of the year.

There'll be much mistle-toeing, and hearts will be glowing,

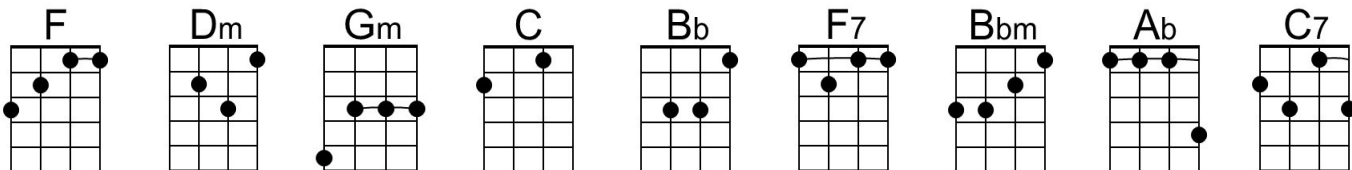
When love ones are near.



1. It's the most wonderful time of the year. **Repeat from Bridge**

2. It's the most wonderful time, yes, the most wonderful time,  
Oh, the most wonderful time of the year.

**Baritone**





# It's The Most Wonderful Time of the Year (G)

(Edward Pola and George Wyle, 1963)

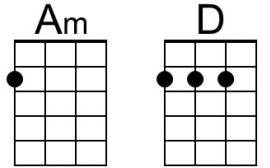
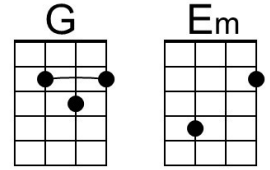
It's The Most Wonderful Time of the Year by Andy Williams (1963)

**Intro:** G Em Am D↓

1. It's the most wonderful time of the year, with the kids jingle belling

And everyone telling you, "Be of good cheer"

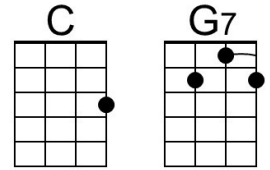
It's the most wonderful time of the year.



2. It's the hap-happiest sea-son of all, with those holiday greetings

And gay happy meetings when friends come to call

It's the hap-happiest sea-son of all

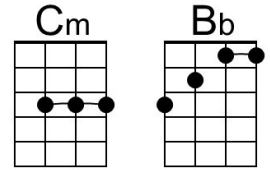


## Bridge

There'll be parties for hosting, marsh-mallows for toasting,

And caroling out in the snow. There'll be scary ghost stories

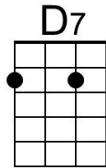
And tales of the glories of Christmases long, long ago.



3. It's the most wonderful time of the year.

There'll be much mistle-toeing, and hearts will be glowing,

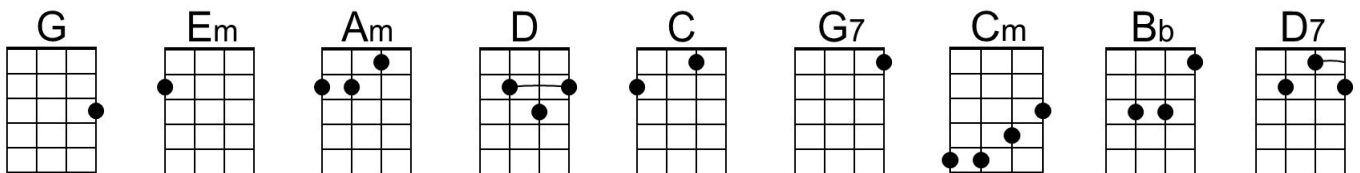
When love ones are near.



1. It's the most wonderful time of the year. **Repeat from Bridge**

2. It's the most wonderful time, yes, the most wonderful time,  
Oh, the most wonderful time of the year.

## Baritone







# Last Christmas (George Michael, 1984) (C)

Last Christmas by Wham! (1984) (Db)

## Intro Chords for Chorus

### Chorus (2x)

**C**  
Last Christmas, I gave you my heart  
**Am**  
But the very next day, you gave it away  
**Dm**  
This year, to save me from tears  
**G**  
I'll give it to someone special.

## Instrumental Chorus

**C**  
Once bitten and twice shy  
**Am**  
I keep my distance but you still catch my eye  
**F**  
Tell me baby do you recognize me?  
**G**  
Well, it's been a year, it doesn't surprise me

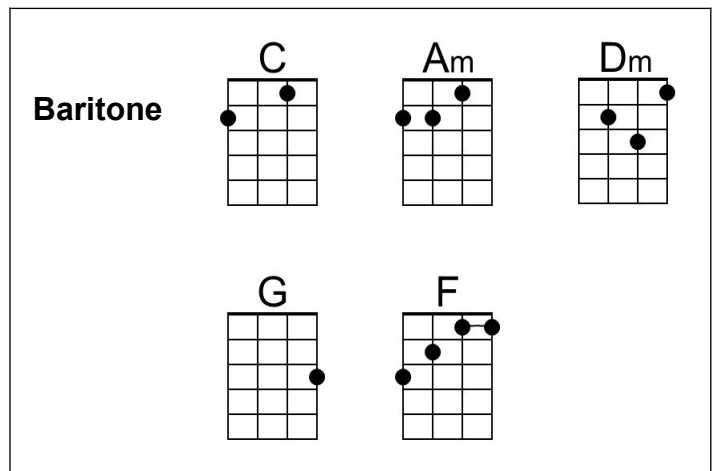
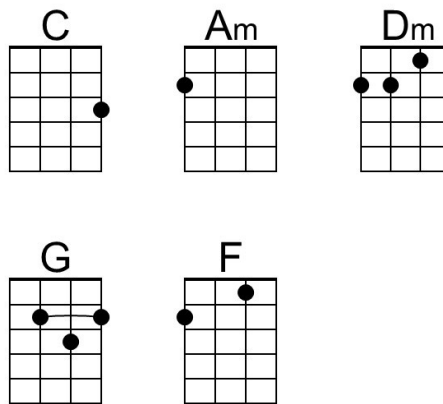
**C**  
Merry Christmas, I wrapped it up and sent it  
**Am**  
With a note saying, "I Love You" I meant it  
**Dm**  
Now I know what a fool I've been  
**G**  
But if you kissed me now I know you'd  
fool me again. **Chorus**

**C**  
Crowded room, friends with tired eyes  
**Am**  
I'm hiding from you and your soul of ice  
**F**  
My god, I thought you were  
someone to rely on  
**G**  
Me, I guess I was a shoulder to cry on

**C**  
A face on a lover with a fire in his heart  
**Am**  
A man undercover but you tore him apart  
**Dm**  
Oh, oh, oooh  
**G**  
Now I've found a real love, you'll never  
fool me again. **Chorus**

**C**  
A face on a lover with a fire in his heart  
**Am**  
A man undercover but you tore him apart  
**Dm**  
Next year, I'll give it to someone,  
**G**  
I'll give it to someone,  
I'll give it to someone special.

## Outro Instrumental Verse. End on C.



# Last Christmas (George Michael, 1984) (G)

Last Christmas by Wham! (1984) (Db)

## Intro Chords for Chorus

### Chorus (2x)

**G**  
Last Christmas, I gave you my heart  
**Em**  
But the very next day, you gave it away  
**Am**  
This year, to save me from tears  
**D**  
I'll give it to someone special.

### Chorus instrumental

**G**  
Once bitten and twice shy  
**Em**  
I keep my distance but you still catch my eye  
**C**  
Tell me baby do you recognize me?  
**D**  
Well, it's been a year, it doesn't surprise me

**G**  
Merry Christmas, I wrapped it up and sent it  
**Em**  
With a note saying, "I Love You" I meant it  
**Am**  
Now I know what a fool I've been  
**D**  
But if you kissed me now I know you'd  
fool me again. **Chorus**

**G**  
Crowded room, friends with tired eyes  
**Em**  
I'm hiding from you and your soul of ice  
**C**  
My god, I thought you were  
someone to rely on  
**D**  
Me, I guess I was a shoulder to cry on.

**G**  
A face on a lover with a fire in his heart  
**Em**  
A man undercover but you tore him apart  
**Am**  
Oh, oh, oooh  
**D**  
Now I've found a real love,  
you'll never fool me again. **Chorus**

**G**  
A face on a lover with a fire in his heart  
**Em**  
A man undercover but you tore him apart  
**Am**  
Next year, I'll give it to someone,  
**D**  
I'll give it to someone,  
I'll give it to someone special.

### Outro Instrumental Verse. End on G.

