

Comic Songs

and

SOLOS

For the

Ukulele, C Melody Saxophone

Banjoes, Violin, Mandolin

Unison Singing Etc.

By

Erwin J. Rung

Volume 1

Volume 2

— .75 —

HUNLETH
MUSIC CO.
516 LOCUST ST.
MOST COMPLETE MUSIC HOUSE IN ST. LOUIS

Contents

Volume 1

Page	
6	First Waltz
6	Hula
7	Serenade
8	Moanalua
8	March
10	Bell Waltz
1	Aloha Oe
12	Under the Lilacs
13	Bill Board
15	Three Blind Mice
16	Mary Had A William Goat
16	My Hula Lady
18	That's Where My Money Goes
20	Rubber
22	Love Song
24	Fathers Whiskers
26	Charlie
28	Jersy Cow (Her Lover)
30	The Spanish Cavalier
32	Kitty

Contents

Volume 2

Page	
6	The Animal Fair
9	Polly-Wolly-Doodle
8	Are You Sleeping (Rounds)
10	Friend of Yours
12	Skinny Marink
14	A Summer Day at the North Pole
15	Broadway Bungalow
17	Sweet Ivory Soap
18	The Mule ; Tulips
19	Bamboo Bungalow
20	Mary's Lamb
21	If I Had A Man
22	Powder My Nose
24	Her Has Gone
25	The Chigger
26	Myself
28	She Told Me So

Comic Songs

and

SOLOS

For the

Ukulele, C Melody Saxophone

Banjoes, Violin, Mandolin

Unison Singing Etc.

By

Erwin J. Rung

Volume 1

Volume 2

— .75 —

HUNLETH
MUSIC CO.
516 LOCUST ST.
MOST COMPLETE MUSIC HOUSE IN ST. LOUIS

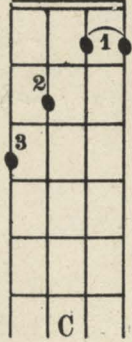
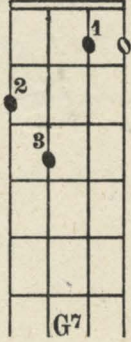
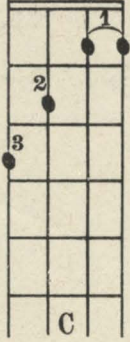
Tune in the regular manner A-D-F#-B



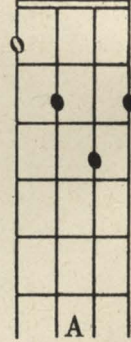
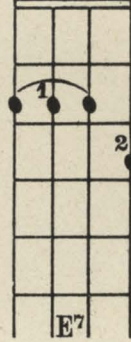
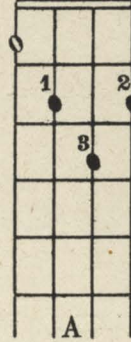
C Chords



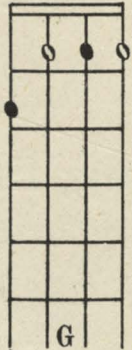


A · D F# B



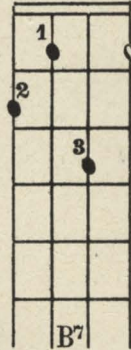

A major Chords



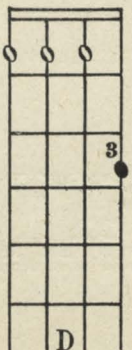
G Chords



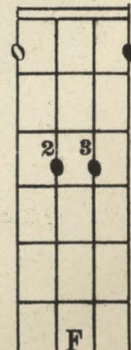
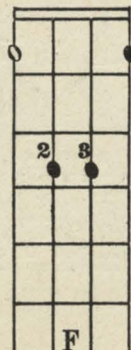
E major Chords



D Chords



F Chords



These are the chords most found in Ukulele Acc.

In order to avoid hard fingering, and to play all the popular songs written in flat keys, which are difficult for the Ukulele, the following will simplify playing:

Tune the Ukulele with the Piano as follows:

4th string	3rd string	2nd string	1st string
F	B\flat	D	G

The key of E \flat play as chords in key of G.

The key of B \flat play as chords in key of D.

The key of A \flat play as chords in key of C.

The key of D \flat play as chords in key of F.

The key of F play as chords in key of A.

This applies only when playing with the Piano.

This is only for accompaniments of songs. If solo work is desired, read solo part a third higher.

V = Up stroke, 1st finger, Right Hand.

⌞ = Down stroke, Thumb, Right Hand.

Waltz stroke



Common stroke



The Animal Fair

I went to the an-i-mal fair— The birds and the beasts were

D

Detailed description: This system contains the first two staves of music. The upper staff is a treble clef with a key signature of two sharps (F# and C#) and a 6/8 time signature. It contains a melody with a dotted quarter note, an eighth note, a quarter note, a half note, a quarter note, and a dotted quarter note. The lower staff is a bass clef with the same key signature and time signature. It contains a bass line with a dotted quarter note, an eighth note, a quarter note, a half note, a quarter note, and a dotted quarter note. There are vertical lines above the bass staff indicating fingerings or accents, and a 'D' chord symbol is placed below the first measure.

there.— The gay rac-coon in the light of the moon was

A⁷

Detailed description: This system contains the second two staves of music. The upper staff continues the melody with a dotted quarter note, an eighth note, a quarter note, a half note, a quarter note, and a dotted quarter note. The lower staff continues the bass line with a dotted quarter note, an eighth note, a quarter note, a half note, a quarter note, and a dotted quarter note. There are vertical lines above the bass staff indicating fingerings or accents, and an 'A⁷' chord symbol is placed below the fourth measure.

comb-ing her au - burn hair.— The monk - ey he got

D

Detailed description: This system contains the third two staves of music. The upper staff continues the melody with a dotted quarter note, an eighth note, a quarter note, a half note, a quarter note, and a dotted quarter note. The lower staff continues the bass line with a dotted quarter note, an eighth note, a quarter note, a half note, a quarter note, and a dotted quarter note. There are vertical lines above the bass staff indicating fingerings or accents, and a 'D' chord symbol is placed below the fourth measure.

drunk, — He climbed up the ei - e - phant's

Detailed description: This system contains the fourth two staves of music. The upper staff continues the melody with a dotted quarter note, an eighth note, a quarter note, a half note, a quarter note, and a dotted quarter note. The lower staff continues the bass line with a dotted quarter note, an eighth note, a quarter note, a half note, a quarter note, and a dotted quarter note. There are vertical lines above the bass staff indicating fingerings or accents, and a 'D' chord symbol is placed below the fourth measure.

trunk _____ The el - e - phant sneezed and

A7

fell to his knees and that was the end of the monk.

D

PRAIRIE FLOWER

I'm a lit - tle prair - ie flower Grow - ing wild - er
You're a lit - tle a - corn brown Ly - ing on the

C

hour by hour No - bod - y e - ver
dust - y ground No - bod - y e - ver

G7 C

cul - ti - va - ted me I'm as wild as wild can be.
picked you up Your a nut, a nut, a nut.

G7

POLLY-WOLLY-DOODLE

Oh, I went down South for to see my Sal, Sing.

G

Pol-ly Wol-ly Doo-dle all the day My Sal-ly am a

A minor D⁷

spunk-y girl, sings Pol-ly Wol-ly Doo-dle all the day. Fare thee

G

well fare thee well Fare thee well my fair - y

fair For I'm going to Loui-si-a-na for to

A minor D⁷

see my Su-si-an-na sing Pol-ly Wol-ly Doo-dle all the day.

G

Rounds

ARE YOU SLEEPING

1 Are you sleep - ing are you sleep - ing Broth - er

2

3 John, Broth - er John? Morn - ing bells are ring - ing Morn - ing bells are

4 ring - ing Ding, Dong, Ding, Ding, Dong, Ding.

G chord stroking $\square \vee \square \vee$ throughout.

FRIEND OF YOURS

I want to be a friend of yours

G

Detailed description: This system contains the first two staves of music. The top staff is a vocal line in G major, 2/4 time, with lyrics 'I want to be a friend of yours'. The bottom staff is a guitar accompaniment consisting of a steady eighth-note chordal pattern. The chord is labeled 'G' at the beginning.

Um, and a lit - tle bit more. I want to

A⁷ D⁷

Detailed description: This system contains the second two staves of music. The top staff continues the vocal line with lyrics 'Um, and a lit - tle bit more. I want to'. The bottom staff continues the guitar accompaniment, with chord changes to A7 and D7 indicated below the staff.

be a pal of yours Um, and a

G

Detailed description: This system contains the third two staves of music. The top staff continues the vocal line with lyrics 'be a pal of yours Um, and a'. The bottom staff continues the guitar accompaniment, with a chord change to G indicated at the end of the system.

lit - tle bit more. I want to be a

Detailed description: This system contains the final two staves of music on the page. The top staff continues the vocal line with lyrics 'lit - tle bit more. I want to be a'. The bottom staff continues the guitar accompaniment with the same eighth-note chordal pattern.

bum - ble bee. buz - zing round your

A⁷

door I'll give you all that's com - ing to

D⁷

you Um, and a lit - tle bit, Um, and a

G A⁷

lit - tle bit, Um, and a lit - tle bit more.

D⁷ G

SKINNY MARINK

Skin-ny Ma-rink-ie dink-e-do, Skin-ny Ma-rink-ie-

G E minor

do I love you _____

E minor E minor D⁷

Skin-ny Ma-rink-ie dink-e-do Skin-ny Ma-rink-ie

A minor D⁷

do I'll be true. _____ I

G

love you in the morn-ing and I love you in the night, I

D⁷

love you when I'm with you, And I love you out of sight

A minor D⁷ D⁷

Skin-ny Ma-rink - ie dink - e - do Skin-ny Ma - rink - ie

G E minor

do I love you. _____

E minor D⁷ G

A SUMMER DAY AT THE NORTH POLE

Music by Erwin J. Rung

* It was mid - night on the o - cean,

G C G

Not a street car was in sight. — The

D⁷ G

sun was shin - ing ver - y bright - ly It

C G

rained most all that day that night. —

D⁷ G

It was a summer day in Winter,
The rain was snowing very fast,
A barefoot boy who had his shoes on,
Stood lying on the grass.

3

It was raining as the sun rose,
While 'twas setting in the west,
And the fishes in the tree tops,
Were huddled in their cozy nests.

4

While the organ peeled potatoes,
Lard was rendered by the choir,
While the sexton rang the dish rag,
Some one set the church on fire.

5

"Holy Smoke" the preacher shouted,
In the flames he lost his hair,
Now his head resembles heaven,
For there's no parting there.

BROADWAY BUNGALOW

We'll build a bung - a - bung - a bung - a - low

G G

Detailed description: This block contains the first line of musical notation for the song 'Broadway Bungalow'. It features a treble clef, a key signature of one sharp (F#), and a 4/4 time signature. The melody is written on a single staff, and the accompaniment is written on a grand staff (treble and bass clefs). The lyrics 'We'll build a bung - a - bung - a bung - a - low' are placed below the melody. Below the bass staff, the chords G and G are indicated.

If you'll say the word to make me hap - py dear. We'll build a

A⁷ A⁷ D⁷

Detailed description: This block contains the second line of musical notation for the song 'Broadway Bungalow'. It features a treble clef, a key signature of one sharp (F#), and a 4/4 time signature. The melody is written on a single staff, and the accompaniment is written on a grand staff (treble and bass clefs). The lyrics 'If you'll say the word to make me hap - py dear. We'll build a' are placed below the melody. Below the bass staff, the chords A⁷, A⁷, and D⁷ are indicated.

bung - a - low on the cor - ner of Broad - way.

D⁷ G D⁷ G

We'll have the cut - est lit - tle, sweetest lit - tle some - thing some

G G A⁷

day And a fence, a pick - et fence, All a - round All a -

A⁷ G G⁷ C

round On the cor - ner, On the cor - ner, On the cor - ner of Broadway

G G G G G⁷ A⁷ D⁷ G

SWEET IVORY SOAP

Music by Erwin J. Rung

Sweet Ivory Soap _____ you are the dope _____ That cleans me

G D⁷

so, _____ like Sa-po-li-o _____ You are su-

G

preme _____ Just like Scour-ine _____ You're the

C

i - deal of my bath sweet Ivo - ry Soap. _____

G D⁷ G

This song can be sung to Chorus of "Sweet Adeline"

THE MULE-TULIPS

Music by Erwin J. Rung

On a mule we find two legs be - hind, And

two we find be - fore. We tick - le be - hind be -

fore we find What the two be - hind be for.

G C C minor G D⁷

G A minor G A minor

G D⁷ G D⁷ G

TULIPS

I gave my girl some tulips rare
 And straightway to her went
 And then I almost walked on air
 As her two-lips to me bent.

BAMBOO BUNGALOW

I'll build a bam - boo bung - a - low for

G A⁷

you Big e - nough for one, Yes

D⁷

big e - nough for two When we are

G

mar - ried Hap - py as can be

A⁷

Un - der - neath that bam - bam - bam - boo tree.

D⁷ G

MARY'S LAMB

Mar - y had a lit - tle lamb. She

put it on a shelf. And ev - 'ry time it

wagged its tail it spanked its lit - tle self.

2

Mary had a little lamb,
 She put it on the heater,
 And every time that it sat down
 It burned his little seater.

3

Mary had a little lamb
 So the story said
 She took that lamb to school one day
 Between two pieces of bread.

4

Mary had another lamb
 For whom she did not care
 She took it to the corner store
 And changed it for a bear.

IF I HAD A MAN

If I had a man and he got drunk, Do you

G D⁷

know what I would do _____ I

G

build him a boat _____ and send him a - float To

G D⁷

pad - dle his own can - oe.

D⁷ G

POWDER MY NOSE

Music by Erwin J. Rung

First system of musical notation. The top staff is a vocal line in treble clef with a key signature of three sharps (F#, C#, G#) and a 3/4 time signature. The bottom staff is a piano accompaniment in treble clef with the same key signature and time signature. The lyrics are: "Please let me powder my nose, my shin-y". The piano accompaniment features chords labeled A, D, and A.

Please let me powder my nose, my shin-y

A D A

Second system of musical notation. The top staff is a vocal line in treble clef with a key signature of three sharps (F#, C#, G#) and a 3/4 time signature. The bottom staff is a piano accompaniment in treble clef with the same key signature and time signature. The lyrics are: "nose, my tin-y nose. It gets red when". The piano accompaniment features chords labeled E7 and A.

nose, my tin-y nose. It gets red when

E7 A

Third system of musical notation. The top staff is a vocal line in treble clef with a key signature of three sharps (F#, C#, G#) and a 3/4 time signature. The bottom staff is a piano accompaniment in treble clef with the same key signature and time signature. The lyrics are: "I talk to you, but what is a poor girl-ie go-ing to". The piano accompaniment features a chord labeled E7.

I talk to you, but what is a poor girl-ie go-ing to

E7

Fourth system of musical notation. The top staff is a vocal line in treble clef with a key signature of three sharps (F#, C#, G#) and a 3/4 time signature. The bottom staff is a piano accompaniment in treble clef with the same key signature and time signature. The lyrics are: "do, See I have powder e-nough". The piano accompaniment features chords labeled A, D, and A.

do, See I have powder e-nough

A D A

here in my muff my van-i - ty puff. I like

E⁷ A

hugs and kiss - - es like all dain - ty

D E⁷

miss - es, But please let me pow - der my

A D

nose, my shin - y tin - y nose. _____

E⁷ A

HER HAS GONE

Music by ERWIN J. RUNG

Her has gone, Her has went, Her has

G

Detailed description: This system contains the first two staves of music. The upper staff is a vocal line in G major, 4/4 time, with lyrics 'Her has gone, Her has went, Her has'. The lower staff is a piano accompaniment consisting of a steady eighth-note chordal pattern. A 'G' chord symbol is placed below the piano staff at the beginning of the second measure.

left I all a - lone Can her

D7

Detailed description: This system contains the third and fourth staves of music. The vocal line continues with lyrics 'left I all a - lone Can her'. The piano accompaniment continues with the same eighth-note chordal pattern. A 'D7' chord symbol is placed below the piano staff at the end of the system.

nev - er come to me, Must we al - ways go to

G D7 G

Detailed description: This system contains the fifth and sixth staves of music. The vocal line has lyrics 'nev - er come to me, Must we al - ways go to'. The piano accompaniment continues with the eighth-note chordal pattern. Chord symbols 'G', 'D7', and 'G' are placed below the piano staff at the beginning, middle, and end of the system respectively.

she. It can nev - er nev - er was.

D7 G

Detailed description: This system contains the seventh and eighth staves of music. The vocal line concludes with lyrics 'she. It can nev - er nev - er was.'. The piano accompaniment continues with the eighth-note chordal pattern. Chord symbols 'D7' and 'G' are placed below the piano staff at the end of the system.

He is went,
 He is went,
 He is went the world to roam,
 Me has told him not to come
 Now me always feel so bum
 If he only never went.

Me is glad,
 I is glad,
 Me did meet him, just to-day,
 Me did tell him, me so sad,
 He did tell I he was glad,
 And he always love-ee-me.

THE CHIGGER

Music by Erwin J. Rung

Here's to the chig-ger, Who is - n't big - ger, Than the

point of a ver-y small pin, But the lump that he rais-es

Burns like the bla-zes And that's where the rub comes in.

A D

A E7 A D A7

D A E7 A

MYSELF

Oh! I was born ten thousand years a - go. There's

G D7

Detailed description: This system contains the first two lines of music. The upper staff is a treble clef with a key signature of one sharp (F#) and a common time signature (C). The melody consists of quarter notes: G4, A4, B4, C5, B4, A4, G4, followed by a quarter rest and then a quarter note G4. The lower staff is a bass clef with a key signature of one sharp (F#) and a common time signature (C). It features a series of chords: G major (G2, B2, D3), G major (G2, B2, D3), G major (G2, B2, D3), G major (G2, B2, D3), D7 major (D2, F#2, A2, C3), D7 major (D2, F#2, A2, C3), D7 major (D2, F#2, A2, C3), and D7 major (D2, F#2, A2, C3).

no - thing e - ver hap - pened I don't know I taught

G

Detailed description: This system contains the second two lines of music. The upper staff continues the melody with quarter notes: G4, A4, B4, C5, B4, A4, G4, followed by a half note G4 and then a quarter note A4. The lower staff continues the chord progression with G major (G2, B2, D3), G major (G2, B2, D3), G major (G2, B2, D3), G major (G2, B2, D3), G major (G2, B2, D3), G major (G2, B2, D3), G major (G2, B2, D3), and G major (G2, B2, D3).

Pe - ter, Paul and Mos - es to play ring a - round the ros - ies And I'll

C G

Detailed description: This system contains the third two lines of music. The upper staff continues the melody with quarter notes: G4, A4, B4, C5, B4, A4, G4, followed by quarter notes: F#4, G4, A4, B4, C5, B4, A4, G4. The lower staff continues the chord progression with C major (C2, E2, G2), C major (C2, E2, G2), C major (C2, E2, G2), C major (C2, E2, G2), G major (G2, B2, D3), G major (G2, B2, D3), G major (G2, B2, D3), and G major (G2, B2, D3).

lick the guy who says it is - n't so.

D7 G

Detailed description: This system contains the final two lines of music. The upper staff continues the melody with quarter notes: G4, A4, B4, C5, B4, A4, G4, followed by a quarter rest and then a quarter note G4. The lower staff continues the chord progression with D7 major (D2, F#2, A2, C3), D7 major (D2, F#2, A2, C3), D7 major (D2, F#2, A2, C3), D7 major (D2, F#2, A2, C3), G major (G2, B2, D3), G major (G2, B2, D3), G major (G2, B2, D3), and G major (G2, B2, D3).

2

I taught Solomon his little A, B, C,
 I was there when first they made limburger cheese
 I was floating down the bay
 With Methusala one day
 And I caught his flying whiskers in the breeze.

3

I was there when Satan looked the garden o'er,
 I saw Eve and Adam driven from the door,
 From the bushes I was peepin'
 When the apple it was eaten
 And I'll swear that I'm the guy that ate the core.

4

Queen Elizabeth fell dead in love with me,
 We were married in Milwaukee secretly,
 And then I up and shook her,
 And I joined myself to Hooker
 To drive mosquitos out of Tennessee.

SHE TOLD ME SO

When I grow old - er, I will grow bold - er,

D D G D

Then I will hold her, Close to my should - er,

G D E⁷ A⁷

And in my fu - ture life, She said, she'd be my wife

D D G D

How in the heck did you find it out? She told me so.

D D E⁷ A⁷ D

Send for a copy of

Comic Songs

For Ukulele

Volume 1

By

Erwin J. Rung

For Sale By All Dealers

