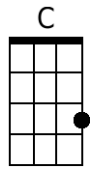


Scooby Doo Theme (Ted Nichols, Hoyt Curtin, David Mook, Ben Raleigh) (C)

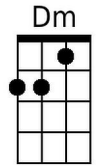
Scooby Doo Theme by Larry Marks, George A Robertson Jr

C **Dm**
Scooby-Dooby-Doo, where are you?



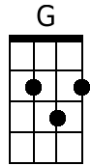
G **C**
We've got some work to do now

C **Dm**
Scooby-Dooby-Doo, where are you?



G **C**
We need some help from you now

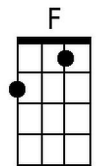
C **Dm**
Come on, Scooby Doo, I see you



G **C**
Pre-tending you got a sliver

C **Dm**
But you're not fooling me cause I can see

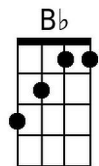
G **C**
The way you shake and shiver...



F
You know we got a mystery to solve

C
So, Scooby Doo, be ready for your act!

Bb **C** **F**
Don't hold back! And Scooby Doo, if you come through



G
You'll have yourself a Scooby snack. *That's a fact!*

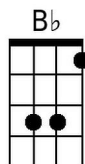
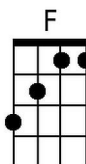
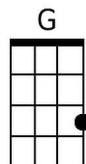
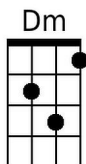
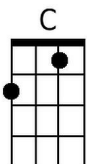
C **Dm**
Scooby-Dooby-Doo, here are you.

G **C**
You're ready and you're willing.

C **Dm**
If we can count on you, Scooby Doo,

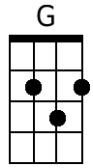
G **C**
I know you'll catch that villain.

Baritone



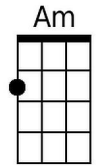
Scooby Doo Theme (Ted Nichols, Hoyt Curtin, David Mook, Ben Raleigh) (G)
Scooby Doo Theme by Larry Marks, George A Robertson Jr

G **Am**
 Scooby-Dooby-Doo, where are you?



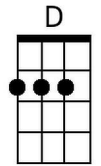
D **G**
 We've got some work to do now

G **Am**
 Scooby-Dooby-Doo, where are you?



D **G**
 We need some help from you now

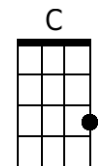
G **Am**
 Come on, Scooby Doo, I see you



D **G**
 Pre-tending you got a sliver

G **Am**
 But you're not fooling me cause I can see

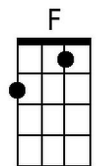
D **G**
 The way you shake and shiver...



C
 You know we got a mystery to solve

G
 So, Scooby Doo, be ready for your act!

F **G** **C**
 Don't hold back! And Scooby Doo, if you come through



D
 You'll have yourself a Scooby snack. That's a fact!

G **Am**
 Scooby-Dooby-Doo, here are you.

D **G**
 You're ready and you're willing.

G **Am**
 If we can count on you, Scooby Doo,

D **G**
 I know you'll catch that villain.

Baritone

Diagram 1: G (open strings G, B, D, G, B, D)
 Diagram 2: Am (open strings A, C, E, A, C, E)
 Diagram 3: D (open strings D, F#, A, D, F#, A)
 Diagram 4: C (open strings C, E, G, C, E, G)
 Diagram 5: F (open strings F, A, C, F, A, C)