

Christmas Song Playlist

As of Dec. 12, 2022

#	Title	Page
1.	A Holly Jolly Christmas (C) Intro: G7 C D7 G7 C	2
2.	Frosty the Snowman (G) Intro: Start right with "Thumpity"	3
3.	Santa Claus is Coming to Town (G) Intro is last line: G Em Am D7 G - D7	4
4.	Rockin' Around the Christmas Tree (F) Intro: F Dm F Dm	5
5.	Silver Bells (G) Intro is last line: D↓↓↓ D7↓↓↓ G↓↓↓ - D7	6
6.	Jingle Bells (C) Intro is last line: F C G7 C - G7	7
7.	Here Comes Santa Claus (C) Intro: F F C - A7 Dm G7 C↓ G7↓ ("Jump in bed, cover up....." etc.)	8
8.	Rudolph, the Red-Nosed Reindeer (G, but Intro starts on Am) Intro: One arpeggio of Am; start note is E string	9
9.	Mele Kalikimaka (C) Intro is last line: Dm G7 C - G7↓ ("to say Merry Christmas to you")	10
10.	Deck the Hall (C) Intro is the last phrase: F C G7 C↓ ("Fa la la la la, La la la la")	11
11.	Let It Snow! Let It Snow! Let It Snow! (C) Intro is last line: G7 G6 C↓↓	12
12.	Jingle Bell Rock (G) Intro: A7 D G - D7 ("That's the jingle bell rock")	13
13.	White Christmas (G) Drifters style . . . bouncy, not drippy: G G Am D7 G G - D7	14
14.	Feliz Navidad (D) Intro: One calypso strum of D - Down, down, up up down up, <u>Down</u> ↓	15
	Chord Diagram Sheets for GCEA & DGBE Ukes (Jon Thysell)	16

A Holly Jolly Christmas (Johnny Marks, 1962) (C)

A Holly Jolly Christmas by Burl Ives (C @ 140) 2/2 Time

Intro

G7 **C** **D7** **G7 C - G7**

Oh, by golly, have a holly, jolly Christmas this year.

C **G7**

Have a holly, jolly Christmas, it's the best time of the year,

C

I don't know if there'll be snow, but have a cup of cheer.

G7

Have a holly, jolly Christmas, and when you walk down the street,

C C7

Say hello to friends you know and everyone you meet.

F **Em** **F** **C**

Hey, ho, the mistletoe, hung where you can see,

Dm **Am** **D7** **Am** **D7 G - G7**

Somebody's waiting there, kiss her once for me.

C **G7**

1. Have a holly, jolly Christmas and in case you didn't hear,

C **D7** **G7 C - G7**

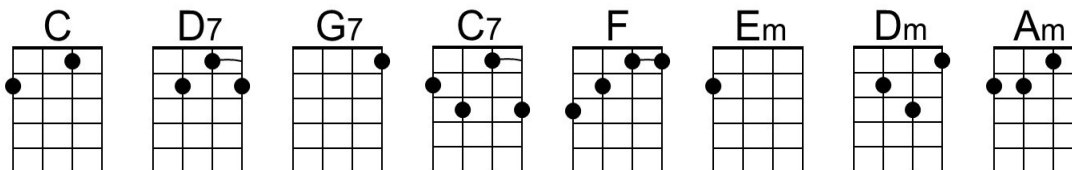
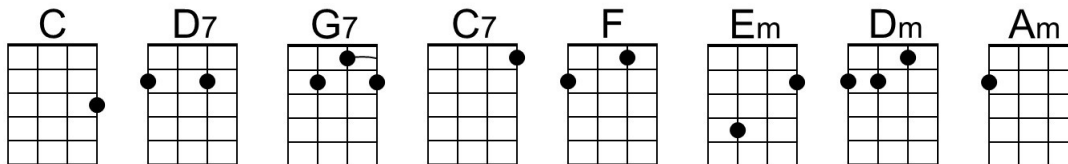
Oh, by golly, have a holly, jolly Christmas this year. **Repeat from Top**

C **G7**

2. Have a holly, jolly Christmas and in case you didn't hear,

C **D7** **G7 C**

Oh, by golly, have a holly, jolly Christmas this year.



Frosty the Snowman (Steve Nelson & Jack Rollins, 1950) (G)

Frosty the Snowman by Jimmy Durante (1950) (C @ 178)

Frosty the Snowman by Gene Autry and the Cass County Boys (1950) (Ab @ 172)

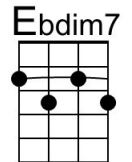
2/2 Time – 175 BPM

Intro

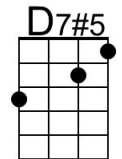
G D7
Thumpety thump thump, thumpety thump thump, look at Frosty go.
Am7 D7 G
Thumpety thump thump, thumpety thump thump, over the hills of snow



G C D7 G
Frosty the Snow Man was a jolly happy soul
C G D7 G - D7
With a corn-cob pipe and a button nose and two eyes made out of coal.

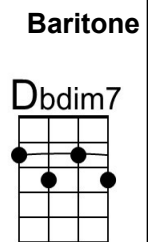


G C D7 G
Frosty the Snow Man is a fairy tale they say
C Dbdim7 G Am7 D7 G - G7
He was made of snow but the children know how he came to life one day.



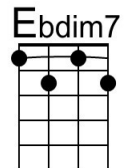
C G Am7 D7 G
There must have been some magic in that old silk hat they found,
D Ebdim7 Em7 A7 D - D7#5
For when they put it on his head he be-gan to dance a-round.

G C D7 G
Frosty the Snow Man was a-live as he could be,
C Dbdim7 G E7 Am7 D7 G
And the children say he could laugh and play, just the same as you and me.



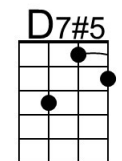
Chorus

G D7
Thumpety thump thump, thumpety thump thump, look at Frosty go.
Am7 D7 G
Thumpety thump thump, thumpety thump thump, over the hills of snow



G C D7 G
Frosty the Snow Man knew the sun was hot that day,
C Dbdim7 G D7 G - D7
So he said, "Let's run and we'll have some fun, now be-fore I melt a-way."

G C D7 G
Down to the village with a broomstick in his hand,
C Dbdim7 G Am7 D7 G - G7
Running here and there all a-round the square, saying "Catch me if you can!"



C G Am7 D7 G
He led them down the streets of town right to the traffic cop,
D Ebdim7 Em7 A7 D - D7#5
And he only paused a moment when he heard him holler, "Stop!"

G C D7 G
Frosty the Snow Man had to hurry on his way,
C Dbdim7 G E7 Am7 D7 G
But he waved good-bye saying, "Don't you cry, I'll be back a-gain some-day." **Chorus**

Players can use a D7 if unable to play the D7#5

Santa Claus Is Coming to Town (G)

(J. Fred Coots & Henry Gillespie, 1934)

Santa Claus Is Coming to Town by Bing Crosby and the Andrews Sisters (1947) (Bb@ 169)

Chords in **Green** are Optional – 2/2 Time

Intro

G Em C D7 G | D7
~~Santa Claus is coming to town.~~

Chorus

G G7 C Cm
 You'd better watch out, you'd better not cry,

G G7 C Cm
 You'd better not pout, I'm telling you why

G Em Am D7 G | D7
 Santa Claus is coming to town.

[Intro G | D7 G]

G G7 C Cm G G7 C Cm
 He's making a list, he's checkin' it twice, he's gonna find out who's naughty and nice.

G Em C D7 G | G
 Santa Claus is coming to town.

G7 C G7 C
 He sees you when you're sleeping, He knows if you're a-wake,

A7 D Em7 A7 D D7
 He knows if you've been bad or good, So be good for goodness sake. Oh! **Chorus**

G G7 C Cm G G7 C Cm
 With little tin horns and little toy drums, rooty toot toots and rum-a tum tums

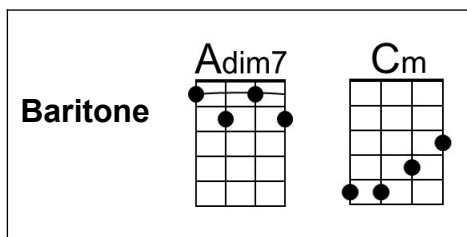
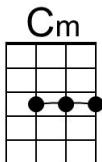
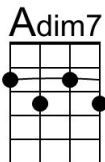
G D7 G | D7
 Santa Claus is coming to town.

G G7 C Cm G G7 C Cm
 And curly haired dolls that toddle and coo, Elephants, boats and kiddie cars, too.

G D7 G | G
 Santa Claus is coming to town.

G7 C G7 C
 The kids in girl and boy-land, will have a jubi-lee

A7 D Adim7 Em A7 D D7
 They're gonna build a Toyland town, all a-round the Christmas tree. So! **Chorus**



Rockin' Around the Christmas Tree (Johnny Marks, 1958) (F)

Rockin' Around the Christmas Tree by Brenda Lee (1958) (Ab @ 134) — 2/2 Time

Strum: D u d U u d u

Intro F | Dm | F | Dm |

F Dm F Dm C C7
 Rocking a-round the Christmas tree at the Christmas party hop.
 Gm C7 Gm C7 Gm C7 F - C7
 Mistletoe hung where you can see, every couple tries to stop.

F Dm F Dm C C7
 Rocking a-round the Christmas tree, let the Christmas spirit ring.
 Gm C7 Gm C7 Gm C7 F - F7
 Later we'll have some pumpkin pie and we'll do some carol-ing.

Bridge (Soft Thumb Stroke ↓)

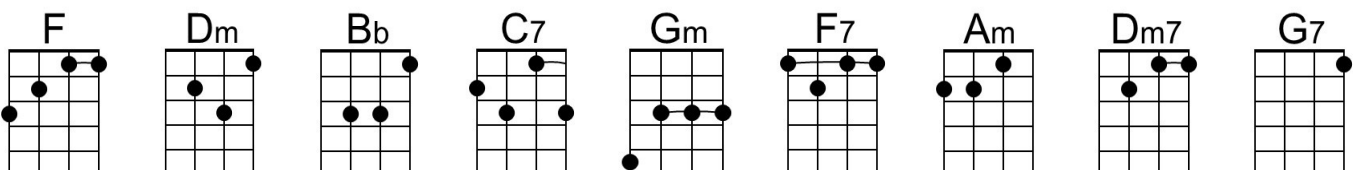
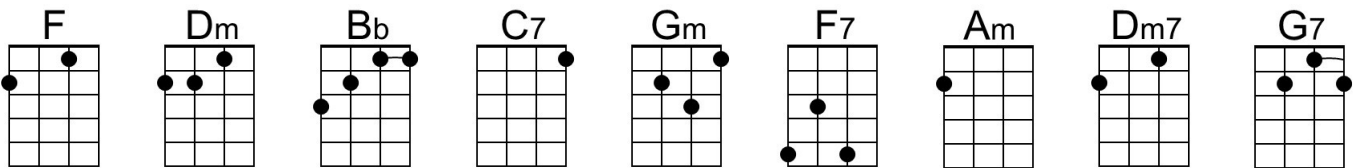
Bb ↓ ↓ ↓ ↓ Am ↓ ↓ ↓ ↓
 You will get a senti-mental feeling _ when you hear
 Dm ↓ ↓ ↓ ↓ G7 ↓ (N.C.) C C7
 Voices singing, "Let's be jolly. Deck - the halls with boughs of holly!"

F Dm F Dm C C7
 1. Rocking a-round the Christmas tree, have a happy holi-day.
 Gm C7 Gm C7 Gm C7 F - F7
 Everyone dancing merri-ly in the new old-fashioned way!

(Repeat from Bridge)

F Dm F Dm C C7
 2. Rocking a-round the Christmas tree, have a happy holi-day.
 Gm C7 Gm C7 Gm C7 F
 Everyone dancing merri-ly in the new old-fashioned way
 C7 ↓ Bb ↓ C ↓ C7 ↓ F | C7 ↓ F ↓
 In the new _ old _ fa - shioned _ way!

Chords on the above line are single strums vs. the thumb stroke in the Bridge



Silver Bells (Jay Livingston and Ray Evans, 1950) (G)

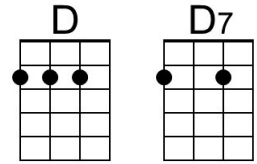
Silver Bells by Bob Hope & Marilyn Maxwell (Original from "The Lemon Drop Kid", 1951)

Silver Bells by Bing Crosby and the Andrews Sisters (First hit recording, 1950) (F @ 96)

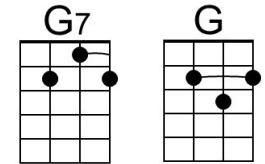
3/4 Time

Intro

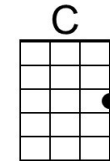
D ↓ ↓ ↓ D7 ↓ ↓ ↓ G ↓ ↓ ↓ — D7
 Soon it will be Christmas day



G G7 C
 City sidewalks, busy sidewalks dressed in holiday style,
 D D7 G D7
 In the air there's a feeling of Christmas.



G G7 C
 Children laughing, people passing, meeting smile after smile,
 D D7 G D7
 And on every street corner you hear.



G C
 Silver bells (*Silver bells*), silver bells (*silver bells*),
 D D7 G D7
 It's Christmas time in the city.

G C
 Ring-a-ling (*ring-a-ling*), hear them ring (*hear them ring*),
 D D7 G
 Soon it will be Christmas day.

Baritone

Five baritone guitar chord diagrams: D, D7, G7, G, and C, each with a specific fretting pattern for the instrument.

G G7 C
 Strings of street lights, even stop lights blink a bright red and green,
 D D7 G D7
 As the shoppers rush home with their treasures.

G G7 C
 Hear the snow crunch, see the kids bunch, this is Santa's big scene,
 D D7 G D7
 And a-bove all this bustle you hear

G C
 Silver bells (*Silver bells*), silver bells (*silver bells*),
 D D7 G D7
 It's Christmas time in the city.

G C
 Ring-a-ling (*ring-a-ling*), hear them ring (*hear them ring*),
 D D7 G
 Soon it will be Christmas day.

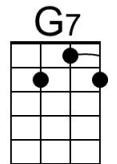
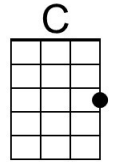
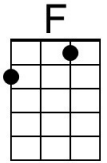
D D7 ↓ G | G ↓
 (*Ritard.*) ... soon it will be Christmas day.

Jingle Bells (James Pierpont, 1857) (C)

Jingle Bells by Bing Crosby and the Andrews Sisters (1943) (Eb @ 123) 4/4 Time

Intro

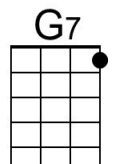
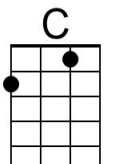
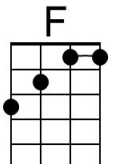
F C G7 C | G7
 Oh what fun it is to ride in a one-horse open sleigh.
 C F
 Dashing through the snow, in a one-horse open sleigh,
 G7 C
 O'er the fields we go, laughing all the way,
 F
 Bells on bobtails ring, making spirits bright,
 G7 C ↓ G7 ↓
 What fun it is to ride and sing a sleighing song to-night. Oh!



Chorus

C
 Jingle bells, jingle bells, jingle all the way,
 F C D G7 ↓ G7 ↓
 Oh what fun it is to ride in a one-horse open sleigh – ay!
 C
 Jingle bells, jingle bells, jingle all the way,
 F C G7 C ↓ | C ↓
 Oh what fun it is to ride in a one-horse open sleigh.
 C F
 A day or two ago, I thought I'd take a ride,
 G7 C
 And soon Miss Fanny Bright was seated by my side;
 F
 The horse was lean and lank, misfortune seemed his lot;
 G7 C ↓ G7 ↓
 He got into a drifted bank and then we got up-sot. Oh! **Chorus**
 C F
 Now the ground is white, Go it while you're young,
 G7 C
 Take the girls to-night, and sing this sleighing song;
 F
 Just get a bob-tailed bay, Two-forty as his speed
 G7 C ↓ G7 ↓
 Hitch him to an open sleigh, And crack! you'll take the lead. Oh! **Chorus**

Baritone



"Two forty as his speed" means the horse can cover a mile in 2 minutes, 40 seconds, about 22 miles per hour.

Outro:

F C G7 C | G7 – C
 Oh what fun it is to ride in a one-horse open sleigh.

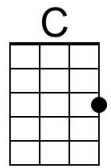
Here Comes Santa Claus (Gene Autry & O. Haldeman, 1947) (C)

Here Comes Santa Claus by Gene Autry, 1947 (C# @ 97)

Intro Last line of verse + G7

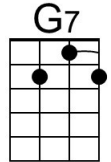
"Cowboy Strum" is suggested.

C **G7**
Here comes Santa Claus, here comes Santa Claus, right down Santa Claus Lane.



C **C7**
Vixen and Blitzen and all his reindeer are pulling on the rein.

F **Em** **Dm** **G7** **C**
Bells are ringing, children singing, all is merry and bright.

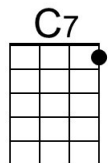


F **C** **A7** **Dm** **G7** **C**
Hang your stockings and say your prayers, 'Cause Santa Claus comes to-night.

Outro

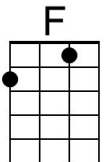
A7 **Dm** **G7** **C** | **G7** **C**
To-night, Santa Claus comes to-night.

C **G7**
Here comes Santa Claus, here comes Santa Claus, right down Santa Claus Lane.



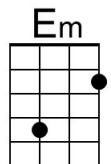
C **C7**
He's got a bag that is filled with toys for the boys and girls a-gain.

F **Em** **Dm** **G7** **C**
Hear those sleigh bells jingle jangle, what a beautiful sight.



F **C** **A7** **Dm** **G7** **C**
Jump in bed, cover up your head, 'Cause Santa Claus comes to-night.

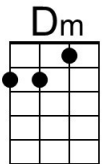
C **G7**
Here comes Santa Claus, here comes Santa Claus, right down Santa Claus Lane.



C **C7**
He doesn't care if you're rich or poor, he loves you just the same

F **Em** **Dm** **G7** **C**
Santa Claus knows that we're all God's children, that makes everything right

F **C** **A7** **Dm** **G7** **C**
So fill your hearts with Christmas cheer, 'cause Santa Claus comes to-night.

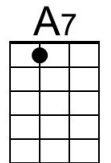


C **G7**
Here comes Santa Claus, here comes Santa Claus, right down Santa Claus Lane.

C **C7**
He'll come around when chimes ring out, it's Christmas time again

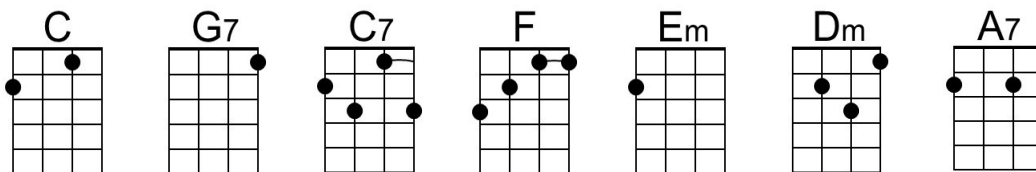
F **Em** **Dm** **G7** **C**
Peace on earth will come to all, if we just follow the light

F **C** **A7** **Dm** **G7** **C** **G7**
So let's give thanks to the Lord above, 'cause Santa Claus comes to-night.



Repeat First Verse

Baritone



Rudolph, the Red-Nosed Reindeer (Johnny Marks, ca. 1949) (G)

Rudolph the Red-Nosed Reindeer by Gene Autry (1949) (Ab @ 142) – **Version 5**

Rudolph the Red-Nosed Reindeer by Burl Ives (1964) (C @ 153) 2/2 Time

Start note **E**

Intro Am↓ (Leader only; everyone joins in on “Dasher”)

Am↓ Bm↓ D7↓ G↓
 You know Dasher and Dancer and Prancer and Vixen,
 Am↓ Bm↓ D7↓ G↓
 Comet and Cupid and Donner and Blitzen
 Em↓ B7↓ Em↓ A7↓ ↓ D7
 But do you re-call, the most famous reindeer of all?

G D7
 Rudolph, the red-nosed reindeer had a very shiny nose,
G
 And if you ever saw it, you would even say it glows.
G D7
 All of the other reindeer used to laugh and call him names,
G - G7
 They never let poor Rudolph join in any reindeer games.

Refrain

C **G** **Am** **D7** **G**
 Then one foggy Christmas Eve, Santa came to say,
D **Em** **A7** **D7**
 "Rudolph with your nose so bright, won't you guide my sleigh tonight?"

G **D7**
1. Then how the reindeer loved him, as they shouted out with glee,
G - G7
 "Rudolph, the red-nosed reindeer, you'll go down in histo-ry."
(Repeat from Refrain)

G **D7**
2. Then how the reindeer loved him, as they shouted out with glee,
G
 "Rudolph, the red-nosed reindeer, you'll go down in histo-ry,
G | D7 G
 You'll go down in histo-ry."

Mele Kalikimaka (R. Alex Anderson, 1949) (C)

Mele Kalikimaka by Bing Crosby & The Andrews Sisters (1950) (Eb @ 202)

2/2 Time

An underscore (_) indicates a pause.
Words in **bold face** have a slight extra emphasis.

Intro Dm G7 C G7 |

To say Merry Christmas to you.

C
Mele Kalikimaka is the _ **thing** to say

G7 | G7

On a bright Hawaiian Christmas Day.

That's the island greeting that we _ **send** to you

C | C

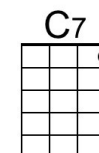
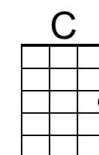
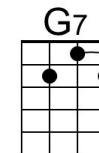
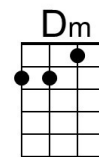
From the land where palm trees sway.

C7 F

Here we know that Christmas will be _ green and bright.

A7 D G7

The sun will shine by day and all the _ stars by night.

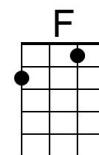


C C7 A7

1. Mele Kalikimaka is Ha-waii's way

Dm G7 C | G7

To say Merry Christmas to you. **(Repeat from Top)**



C C7 A7

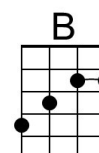
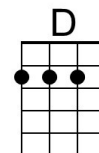
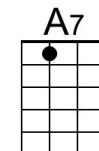
2. Mele Kalikimaka is Ha-waii's way

Dm G7 Dm G7

To say Merry Christmas, a very Merry Christmas

Dm G7 C | B ↓ C ↓

A very, very merry, Merry Christmas to you.



Dm	G7	C	C7	F	A7	D	B

Deck The Hall

Welsh carol "Nos Galan" (16th Century) with English lyrics by Thomas Oliphant (1862);
altered lyrics from the *Pennsylvania School Journal* (December, 1877).

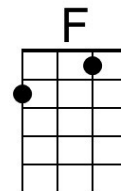
Deck the Hall by Nat King Cole (A @ 108) 4/4 Time

Intro

F C G C ↓

Fa la la la la, la la la la.

↓ ↑ ↓ ↑ ↓ ↓ ↑ ↓ ↓ (one among many ways to strum this)



C G C G C

Deck the hall with boughs of holly, fa la la la la, la la la la,

C G C G C

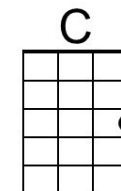
'tis the season to be jolly, fa la la la la, la la la la.

G C D G

Don we now our gay apparel, fa la la, la la la, la la la.

C F C G C

Toll the ancient Yuletide carol, fa la la la la, la la la la.



C G C G C

See the blazing Yule before us, fa la la la la, la la la la,

C G C G C

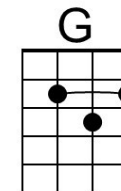
strike the harp and join the chorus, fa la la la la, la la la la.

G C D G

Follow me in merry measure, fa la la, la la la, la la la.

C F C G C

While I tell of Yuletide treasure, fa la la la la, la la la la.



C G C G C

Fast away the old year passes, fa la la la la, la la la la,

C G C G C

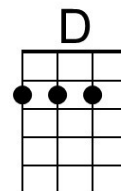
hail the new, ye lads and lasses, fa la la la la, la la la la.

G C D G

Sing we joyous all together, fa la la, la la la, la la la.

C F C G C

Heedless of the wind and weather, fa la la la la, la la la la.

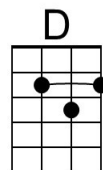
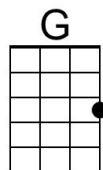
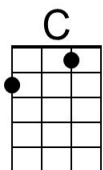
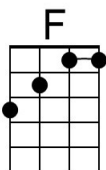


Outro (*Ritard.*)

F C G C

Fa la la la la, la la la la.

Baritone



Let It Snow! Let It Snow! Let It Snow! (C)

(Sammy Cahn & Julie Styne, 1945) – [Let It Snow](#) by Dean Martin (1959) (C# @ 134)

Chords in **Green** are Optional.

Intro **G7** **G6** **C** ↓ ↓
~~Let it snow! Let it snow! Let it snow!~~

C **G7** **C** **Dm** **D7** **G**
 Oh, the weather out-side is frightful, but the fire is so de-lightful
Dm **A7** **Dm** **G7** **G6** **C** **G7**
 And since we've no place to go. Let it snow! Let it snow! Let it snow!

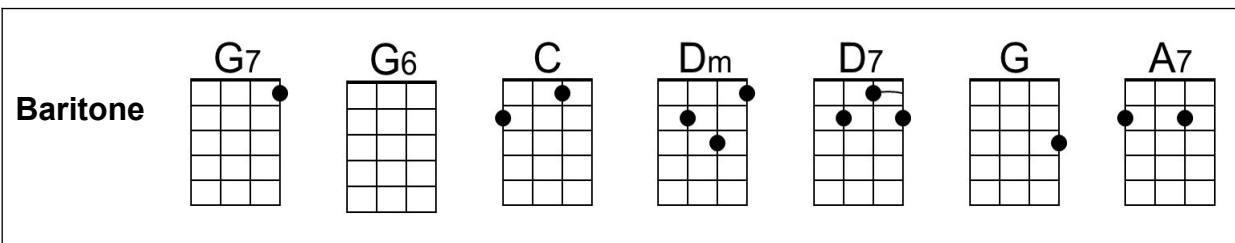
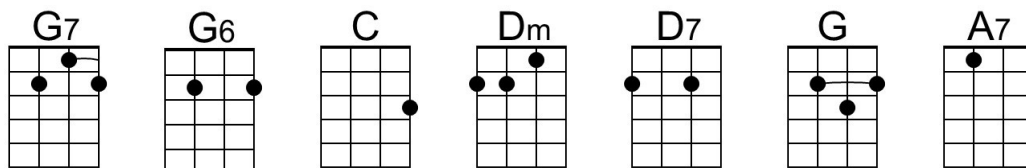
C **G7** **C** **Dm** **D7** **G**
 It doesn't show signs of stopping, and I brought some corn for popping.
Dm **A7** **Dm** **G7** **G6** **C**
 The lights are turned way down low. Let it snow! Let it snow! Let it snow!

Chorus

G **Am** **D7** **G**
 When we finally kiss goodnight, how I'll hate going out in the storm.
G **A7** **D7** **G** **G7**
 But if you'll really hold me tight, all the way home I'll be warm.

C **G7** **C** **Dm** **D7** **G**
1. The fire is slowly dying, and my dear, we're still good-bye-ing
Dm **A7** **Dm** **G7** **G6** **C**
 As long as you love me so, Let it snow! Let it snow! Let it snow! **Chorus**

C **G7** **C** **Dm** **D7** **G**
2. The fire is slowly dying, and my dear, we're still good-bye-ing
Dm **A7** **Dm** **G7** **G6** **C**
 As long as you love me so, Let it snow! Let it snow! Let it snow! **(Pause)**
G7 **G6** **C** **G7** | **C**
(Ritard.) Let it snow! . . . Let it snow! . . . Let it snow!



Jingle Bell Rock (Jim Beal & Jim Boothe, ca. 1957) (G)

Jingle Bell Rock by Bobby Helms (1957) (D @ 120) – 2/2 Time

Intro A7 D G - D7
 ___ That's the jingle bell rock

G Gmaj7 G6 Gmaj7 G Gmaj7 Am D7
 Jingle bell, jingle bell, jingle bell rock, Jingle bells swing and jingle bells ring,
 Am D7 Am D7 Am D7
 Snowing and blowing up bushels of fun, ___ now the jingle hop has begun.

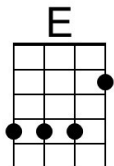
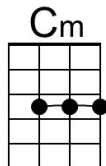
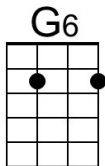
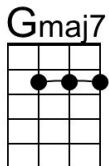
G Gmaj7 G6 Gmaj7 G Gmaj7 Am D7
 Jingle bell, jingle bell, jingle bell rock, Jingle bells chime in jingle bell time,
 Am D7 Am D7 Am D7 G G7
 Dancing and prancing in Jingle Bell Square ___ in the frosty air.

Bridge

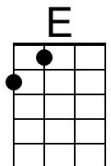
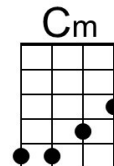
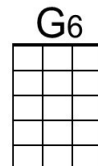
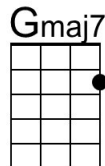
C Cm G
 What a bright time, it's the right time to rock the night away,
 A7 D7↓ (*Tacet*) D7
 Jingle bell time is a swell time ___ to go riding in a one-horse sleigh.

G Gmaj7 G6 Gmaj7 G Gmaj7 E
 1. Giddy-up jingle horse, pick up your feet, jingle a-round the clock,
 Am Cm A7 D7 G D7
 Mix and a-mingle in the jingling beat, ___ that's the jingle bell rock.
 (Repeat from Top)

G Gmaj7 G6 Gmaj7 G Gmaj7 E
 2. Giddy-up jingle horse, pick up your feet, jingle a-round the clock,
 Am Cm Am D7
 Mix and a-mingle in the jingling beat, ___ that's the jingle bell,
 Am D7 A7 D7 G Gmaj7 | G ↓ Gb ↓ G ↓
 ___ That's the jingle bell, ___ that's the jingle bell rock.



Baritone



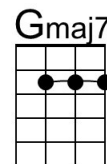
White Christmas (Irving Berlin, 1940) (G)

White Christmas by Bing Crosby from "Holiday Inn" (1942; 1947 Remake) (A @ 131)

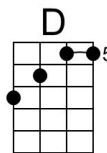
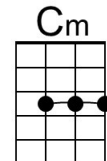
Optional Chords & Walkdowns are in Green

Intro

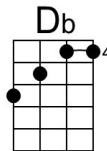
G (Gmaj7) G7 C - Cm
 May your ~~days~~ be merry and bright
 G Am D G - D7
 And may all your Christmases be white.



G G7 Am D (Db C)
 I'm dreaming of a white Christmas,
 C D G
 Just like the ones I used to know,
 (Gmaj7) G7 C Cm
 Where the tree tops glisten and children listen,
 G Em Am - D (Db C)
 To hear sleigh bells in the snow.



G G7 Am D (Db C)
 I'm dreaming of a white Christmas,
 C D G
 With every Christmas card I write.
 (Gmaj7) G7 C Cm
 May your days be merry and bright,



G Am D G - D7
 1. And may all your Christmases be white. (Repeat from Top)

G Am D G
 2. And may all your Christmases be white.

Baritone

Four baritone guitar chord diagrams: Gmaj7, Cm, D, and Db, each showing the fret positions for the notes on a six-string baritone guitar.

A baritone guitar chord diagram for D, showing the fret positions for the notes on a six-string baritone guitar.

Feliz Navidad (José Feliciano, 1970) (D)

Feliz Navidad by José Feliciano (1970) (D @ 149) – Version 1

4/4 Time

Strum: Calypso (d Drag u - u du) or d Du_u du – [Calypso Strum Tutorial](#)

Intro D – single calypso strum – D ↓ D – drag u – udu – D ↓

Chorus

N.C. G A D Bm
Feliz Navi-dad. Feliz Navi-dad.
G A D D ↓
Feliz Navi-dad. Prospero Ano y Felici-dad.
N.C. G - A D - Bm
Feliz Navi-dad. Feliz Navi-dad.
G A D D ↓
Feliz Navi-dad. Prospero Ano y Felici-dad.

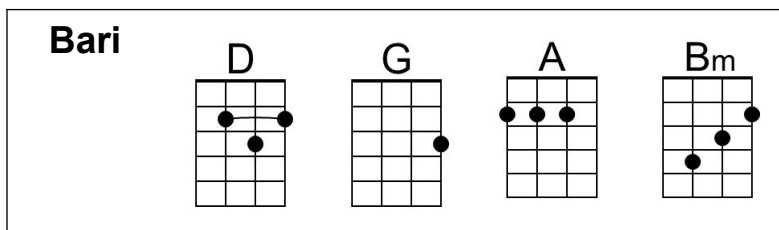
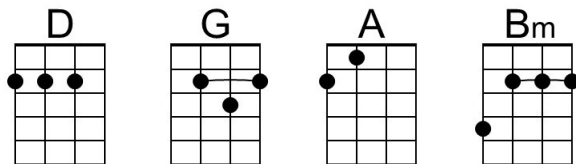
N.C. G A D - Bm
I wanna wish you a Merry Christmas. ___ I wanna wish you a Merry Christmas.
Bm G A D | D ↓
___ I wanna wish you a Merry Christmas, from the bottom of my heart.
N.C. G A D - Bm
I wanna wish you a Merry Christmas. ___ I wanna wish you a Merry Christmas.
Bm G A D | D ↓
___ I wanna wish you a Merry Christmas, from the bottom of my heart.

Repeat from Chorus (2nd Time)

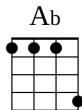
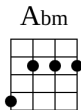
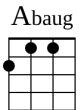
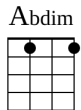
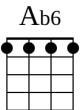
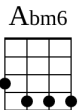
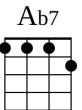
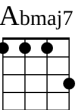
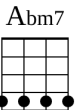
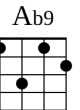
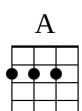
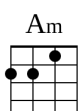

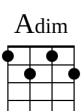
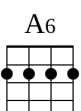
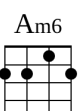
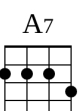
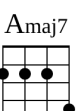
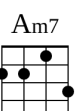
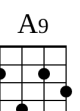
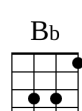
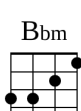
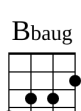

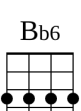
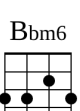
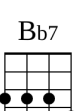
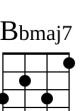
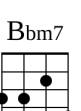
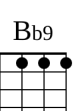
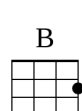
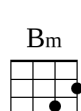
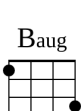
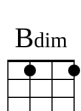
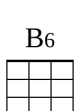
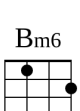
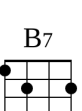
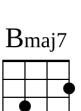
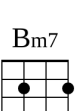
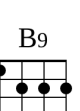
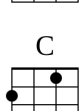
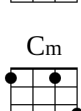
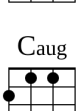
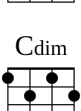
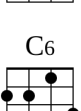
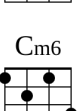
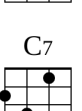

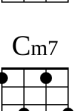
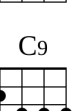
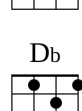
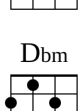


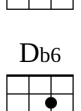
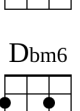
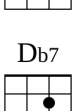

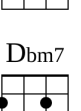
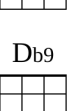
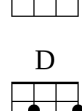
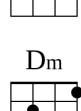
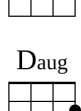
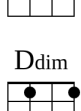
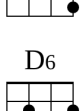
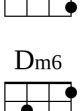
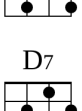

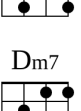
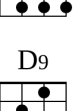
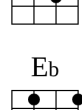
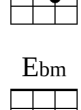
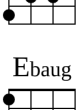
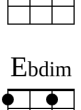
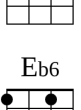
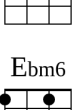
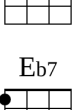
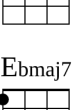
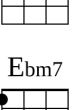
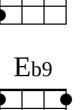
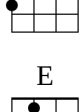
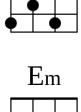
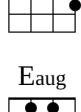
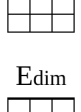
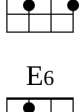
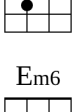
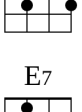
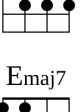
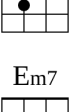
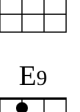
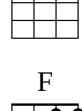
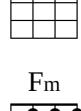
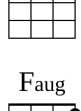
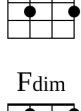
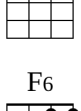
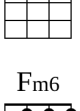
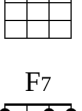
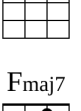
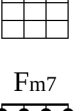
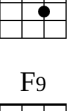
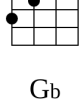
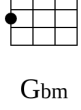
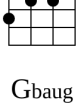
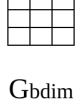
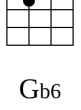
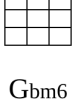
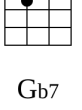

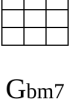
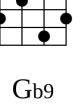
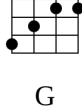
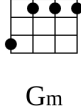
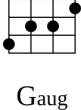
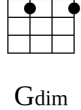
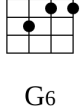
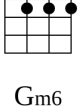
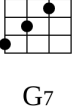

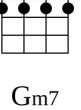
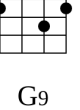
Repeat from Chorus (3rd Time)

Outro

Bm G A D | ↓ ↓ ↓
___ I wanna wish you a Merry Christmas, from the bottom of my heart. (*cha cha cha*)



Ukulele Chord Chart (Baritone DGBE) v1.0

Ukulele Chord Chart (Standard GCEA) v1.0

