

Christmas Song Playlist for December 21, 2022

As of Dec. 6, 2022

	Title	Page
1	Deck the Hall (C) <i>Minor Change (Key & Tempo)</i>	2
2	Here Comes Santa Claus (C)	3
3	A Holly Jolly Christmas (C) <i>Minor Change (Key & Tempo)</i>	4
4	Jingle Bells (C) <i>Minor Change (Key & Tempo)</i>	5
5	Mele Kalikimaka (C) <i>Changes</i>	6
6	Silver Bells (G) <i>Changes</i>	7
7	Christmas Don't Be Late ("The Chipmunk Song") (G) <i>Change</i>	8
8	Jingle Bell Rock (G) <i>Minor Change (Key & Tempo)</i>	9
9	Let it Snow! Let it Snow! Let it Snow! (C)	10
10	(There's No Place Like) Home For the Holidays (C)	11
11	I Want a Hippopotamus for Christmas (G) <i>(Key & Tempo)</i>	12
12	Candy Cane Boogie (A) <i>New Version</i>	13
13	Christmas Time's a-Coming (G) <i>Minor Change (Key & Tempo)</i>	14
14	Rocking Around the Christmas Tree (F) <i>Changes</i>	15
15	White Christmas (G) <i>Change</i>	16
16	Feliz Navidad (D) <i>Minor Change (Key & Tempo)</i>	17
17	Frosty the Snowman (G) <i>Minor Change (Key & Tempo)</i>	18
18	Santa Claus is Coming to Town (G) <i>Minor Change (Key & Tempo)</i>	19
19	Christmas Island (C) <i>Changes</i>	20
20	Rudolph, the Red-Nosed Reindeer (G) <i>Minor Change (Tempo)</i>	21
21	Christmas in Dixie (C) <i>Change</i>	22
22	Up On The Housetop (C) <i>Minor Change (Key & Tempo)</i>	23
23	A Marshmallow World (G) <i>Changes</i>	24
24	We Wish You A Merry Christmas (C) <i>(Key & Tempo)</i>	25
	Chord Diagram Sheets for GCEA & DGBE Ukes (Jon Thysell)	26

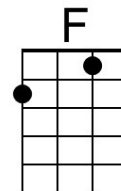
Deck The Hall

Welsh carol "Nos Galan" (16th Century) with English lyrics by Thomas Oliphant (1862);
 altered lyrics from the *Pennsylvania School Journal* (December, 1877).

Deck the Hall by Nat King Cole (A @ 108) 4/4 Time

Intro

F C G C
 Fa la la la la, la la la la.
 ↓ ↑ ↓ ↑ ↓ ↓ ↑ ↓ ↓ (one among many ways to strum this)

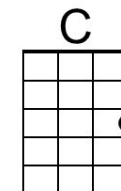


C G C G C
 Deck the hall with boughs of holly, fa la la la la, la la la la,

C G C G C
 'tis the season to be jolly, fa la la la la, la la la la.

G C D G
 Don we now our gay apparel, fa la la, la la la, la la la.

C F C G C
 Toll the ancient Yuletide carol, fa la la la la, la la la la.

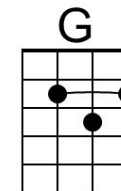


C G C G C
 See the blazing Yule before us, fa la la la la, la la la la,

C G C G C
 strike the harp and join the chorus, fa la la la la, la la la la.

G C D G
 Follow me in merry measure, fa la la, la la la, la la la.

C F C G C
 While I tell of Yuletide treasure, fa la la la la, la la la la.

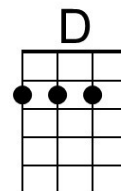


C G C G C
 Fast away the old year passes, fa la la la la, la la la la,

C G C G C
 hail the new, ye lads and lasses, fa la la la la, la la la la.

G C D G
 Sing we joyous all together, fa la la, la la la, la la la.

C F C G C
 Heedless of the wind and weather, fa la la la la, la la la la.



Outro (*Ritard.*)

F C G C
 Fa la la la la, la la la la.

Baritone	F	C	G	D

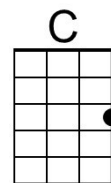
Here Comes Santa Claus (Gene Autry & O. Haldeman, 1947) (C)

Here Comes Santa Claus by Gene Autry, 1947 (C# @ 97)

Intro Last line of verse + G7

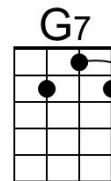
"Cowboy Strum" is suggested.

C **G7**
Here comes Santa Claus, here comes Santa Claus, right down Santa Claus Lane.



C **C7**
Vixen and Blitzen and all his reindeer are pulling on the rein.

F **Em** **Dm** **G7** **C**
Bells are ringing, children singing, all is merry and bright.

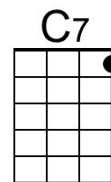


F **C** **A7** **Dm** **G7** **C**
Hang your stockings and say your prayers, 'Cause Santa Claus comes to-night.

C **G7**
Here comes Santa Claus, here comes Santa Claus, right down Santa Claus Lane.

C **C7**
He's got a bag that is filled with toys for the boys and girls a-gain.

F **Em** **Dm** **G7** **C**
Hear those sleigh bells jingle jangle, what a beautiful sight.

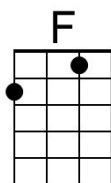


F **C** **A7** **Dm** **G7** **C**
Jump in bed, cover up your head, 'Cause Santa Claus comes to-night.

C **G7**
Here comes Santa Claus, here comes Santa Claus, right down Santa Claus Lane.

C **C7**
He doesn't care if you're rich or poor, he loves you just the same

F **Em** **Dm** **G7** **C**
Santa Claus knows that we're all God's children, that makes everything right

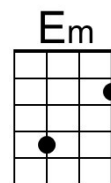


F **C** **A7** **Dm** **G7** **C**
So fill your hearts with Christmas cheer, 'cause Santa Claus comes to-night.

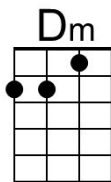
C **G7**
Here comes Santa Claus, here comes Santa Claus, right down Santa Claus Lane.

C **C7**
He'll come around when chimes ring out, it's Christmas time again

F **Em** **Dm** **G7** **C**
Peace on earth will come to all, if we just follow the light



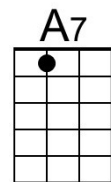
F **C** **A7** **Dm** **G7** **C** **G7**
So let's give thanks to the Lord above, 'cause Santa Claus comes to-night.



Repeat First Verse

Outro

A7 **Dm** **G7** **C** | **G7** **C**
Tonight, Santa Claus comes to-night.



Baritone

C 	G7 	C7 	F 	Em 	Dm 	A7
--------------	---------------	---------------	--------------	---------------	---------------	---------------

A Holly Jolly Christmas (Johnny Marks, 1962) (C)

A Holly Jolly Christmas by Burl Ives (C @ 140) 2/2 Time

Intro C D7 G7 C | G7
~~Holly, jolly Christmas this year.~~

C G7
 Have a holly, jolly Christmas, it's the best time of the year,

C
 I don't know if there'll be snow, but have a cup of cheer.

G7
 Have a holly, jolly Christmas, and when you walk down the street,

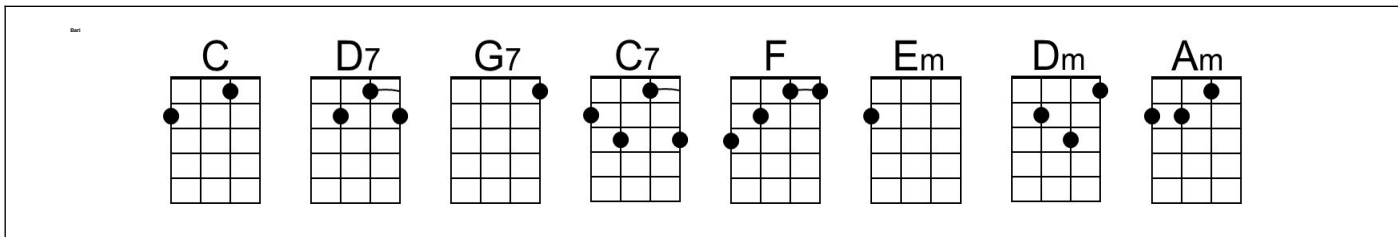
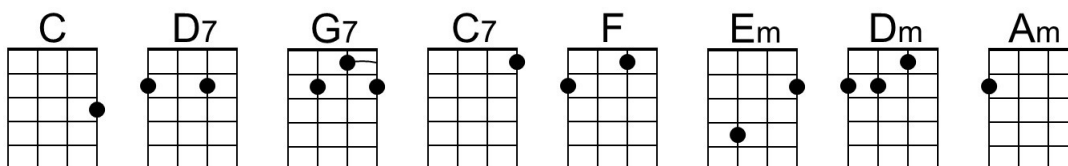
C C7
 Say hello to friends you know and everyone you meet.

F Em F C
 Hey, ho, the mistletoe, hung where you can see,

Dm Am D7 Am D7 G G7
 Somebody's waiting there, kiss her once for me.

C G7
1. Have a holly, jolly Christmas and in case you didn't hear,
 C D7 G7 C G7
 Oh, by golly, have a holly, jolly Christmas this year. **Repeat from Top**

C G7
2. Have a holly, jolly Christmas and in case you didn't hear,
 C D7 G7 C
 Oh, by golly, have a holly, jolly Christmas this year.

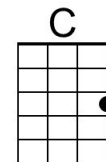
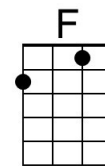


Jingle Bells (James Pierpont, 1857) (C)

Jingle Bells by Bing Crosby and the Andrews Sisters (1943) (Eb @ 123) 4/4 Time

Intro

F C G7 C | G7
 Oh what fun it is to ride in a one-horse open sleigh.
 C F
 Dashing through the snow, in a one-horse open sleigh,
 G7 C
 O'er the fields we go, laughing all the way,
 F
 Bells on bobtails ring, making spirits bright,
 G7 C ↓ G7 ↓
 What fun it is to ride and sing a sleighing song to-night. Oh!



Chorus

C
 Jingle bells, jingle bells, jingle all the way,
 F C D G7 ↓ G7 ↓
 Oh what fun it is to ride in a one-horse open sleigh – ay!.
 C
 Jingle bells, jingle bells, jingle all the way,
 F C G7 C | C
 Oh what fun it is to ride in a one-horse open sleigh.

Outro: Repeat last line; end with C | G7 – C

C F
 A day or two ago, I thought I'd take a ride,
 G7 C
 And soon Miss Fanny Bright was seated by my side;
 F
 The horse was lean and lank, misfortune seemed his lot;
 G7 C ↓ G7 ↓
 He got into a drifted bank and then we got up-sot. Oh! **Chorus**

C F
 Now the ground is white, Go it while you're young,
 G7 C
 Take the girls to-night, and sing this sleighing song;
 F
 Just get a bob-tailed bay, Two-forty as his speed
 G7 C ↓ G7 ↓
 Hitch him to an open sleigh, And *crack!* you'll take the lead. Oh! **Chorus**

<p>Baritone</p> <div style="display: flex; justify-content: space-around; align-items: center;"> <div style="text-align: center;"> <p>F</p> </div> <div style="text-align: center;"> <p>C</p> </div> <div style="text-align: center;"> <p>G7</p> </div> </div>	<p>“Two forty as his speed” means the horse can cover a mile in 2 minutes, 40 seconds, about 22 miles per hour.</p>
--	---

Mele Kalikimaka (R. Alex Anderson, 1949) (C)

Mele Kalikimaka by Bing Crosby & The Andrews Sisters (1950) (Eb @ 202)

2/2 Time

Words that are underlined fall on the down beat.
An underscore (_) indicates a pause.

Intro Dm G7 C G7 |

To say Merry Christmas to you.

C
Mele Kalikimaka is the thing to say

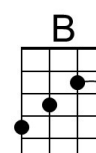
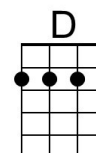
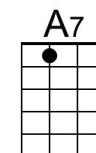
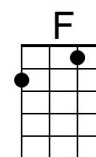
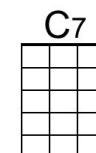
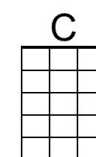
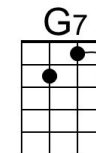
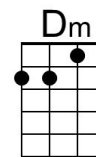
G7 | G7
On a bright Hawaiian Christmas Day.

That's the island greeting that we send to you

C | C
From the land where palm trees sway.

C7 F
Here we know that Christmas will be _ green and bright.

A7 D G7
The sun will shine by day and all the _ stars by night.



C A7

1. Mele Kalikimaka is Hawaii's way
Dm G7 C | G7
To say Merry Christmas to you. **(Repeat from Top)**

C A7

2. Mele Kalikimaka is Hawaii's way
Dm G7 Dm G7
To say Merry Christmas, a very Merry Christmas
Dm G7 C | B | C
A very, very merry, Merry Christmas to you.

Dm	G7	C	C7	F	A7	D	B

Silver Bells (Jay Livingston and Ray Evans, 1950) (G)

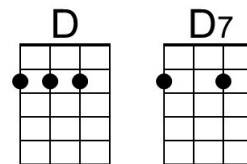
Silver Bells by Bob Hope & Marilyn Maxwell (Original from "The Lemon Drop Kid", 1951)

Silver Bells by Bing Crosby and the Andrews Sisters (First hit recording, 1950) (F @ 96)

3/4 Time

Intro

D D7 G | D7 ↓
 Soon it will be Christmas day

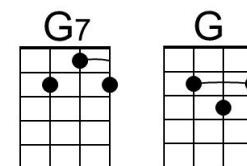


G G7 C
 City sidewalks, busy sidewalks dressed in holiday style,

D D7 G D7
 In the air there's a feeling of Christmas.

G G7 C
 Children laughing, people passing, meeting smile after smile,

D D7 G D7
 And on every street corner you hear.

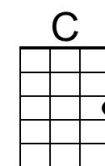


G C
 Silver bells (*Silver bells*), silver bells (*silver bells*),

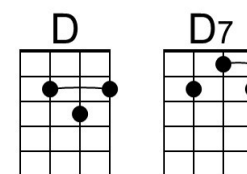
D D7 G D7
 It's Christmas time in the city.

G C
 Ring-a-ling (*ring-a-ling*), hear them ring (*hear them ring*),

D D7 G
 Soon it will be Christmas day.



Baritone

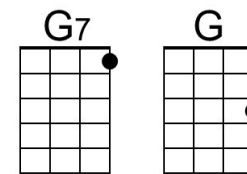


G G7 C
 Strings of street lights, even stop lights blink a bright red and green,

D D7 G D7
 As the shoppers rush home with their treasures.

G G7 C
 Hear the snow crunch, see the kids bunch, this is Santa's big scene,

D D7 G D7
 And a-bove all this bustle you hear



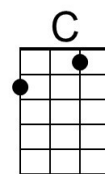
G C
 Silver bells (*Silver bells*), silver bells (*silver bells*),

D D7 G D7
 It's Christmas time in the city.

G C
 Ring-a-ling (*ring-a-ling*), hear them ring (*hear them ring*),

D D7 G
 Soon it will be Christmas day.

D D7 ↓ G | G ↓
 (*Ritard.*) ... soon it will be Christmas day.



Christmas Don't Be Late ("The Chipmunk Song") (G)

Ross Bagdasarian (as "David Seville"), 1958 (winning 3 Grammy Awards)
Christmas Don't Be Late by Alvin & the Chipmunks (Eb @ 153)

3/4 Time

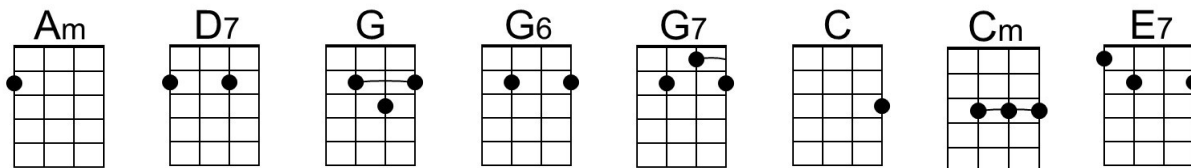
Suggested chord strumming pattern: ||: G $\overset{3}{\overline{G G G}}$ _ D7 D7 :||
 ↓ ↑ ↓ ↑ ↓ ↑

Intro Am D7 G | D7
 Christmas, don't be late

G G6 D7 G6
 Christmas, Christmas time is near. Time for toys and time for cheer.
 Am D7 Am D7 Am D7 G G6
 We've been good, but we can't last. Hurry Christmas, hurry fast.
 G G6 G G6
 Want a plane that loops the loop,

G7 C
 1. Me, I want a Hula-Hoop.
C Cm G E7 Am D7 G D7
 We can hardly stand the wait, please Christmas, don't be late.
 (Repeat from Top)

G7 C
 2. I STILL want a Hula-Hoop!
C Cm G E7 Am D7 G G7
 We can hardly stand the wait, please Christmas, don't be late.
C Cm G E7
 We can hardly stand the wait,
Am D7 G D7 | G D7 | G D7 | G
 Please Christmas, don't be late.



Bari

A row of eight guitar chord diagrams for Bari guitar, corresponding to the chords Am, D7, G, G6, G7, C, Cm, and E7. Each diagram shows a 6-string guitar fretboard with dots indicating finger positions.

Jingle Bell Rock (Jim Beal & Jim Boothe, ca. 1957) (G)

Jingle Bell Rock by Bobby Helms (1957) (D @ 120)

2/2 Time

Intro A7 D G - D7
 ___ That's the ~~jingle bell~~ rock

G Gmaj7 G6 Gmaj7 G Gmaj7 Am D7
 Jingle bell, jingle bell, jingle bell rock, Jingle bells swing and jingle bells ring,
 Am D7 Am D7 Am Daug
 Snowing and blowing up bushels of fun, ___ now the jingle hop has begun.

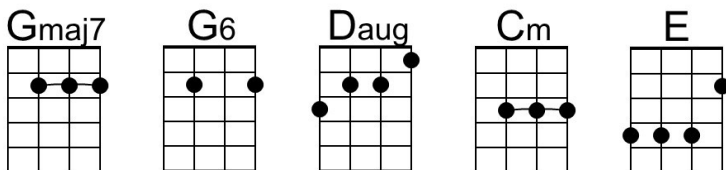
G Gmaj7 G6 Gmaj7 G Gmaj7 Am D7
 Jingle bell, jingle bell, jingle bell rock, Jingle bells chime in jingle bell time,
 Am D7 Am D7 Am D7 G G7
 Dancing and prancing in Jingle Bell Square ___ in the frosty air.

Bridge

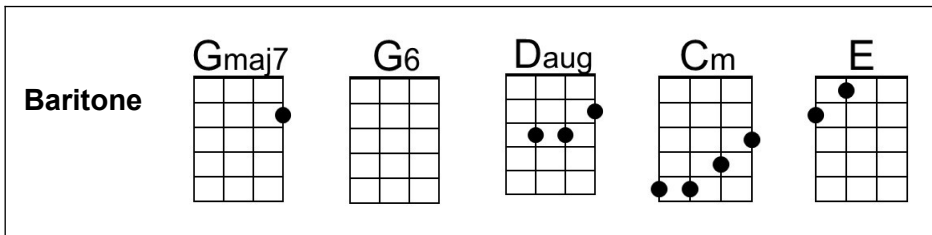
C Cm G
 What a bright time, it's the right time to rock the night away,
 A7 D7↓ (*Tacet*) D7
 Jingle bell time is a swell time ___ to go riding in a one-horse sleigh.

G Gmaj7 G6 Gmaj7 G Gmaj7 E
 1. Giddy-up jingle horse, pick up your feet, jingle a-round the clock,
 Am Cm A7 D7 G D7
 Mix and a-mingle in the jingling beat, ___ that's the jingle bell rock.
 (Repeat from Top)

G Gmaj7 G6 Gmaj7 G Gmaj7 E
 2. Giddy-up jingle horse, pick up your feet, jingle a-round the clock,
 Am Cm Am D7
 Mix and a-mingle in the jingling beat, ___ that's the jingle bell,
 Am D7 A7 D7 G Gmaj7 | G Gb G
 ___ That's the jingle bell, ___ that's the jingle bell rock.



Players can use a D7 if unable to play the Daug



Let It Snow! Let It Snow! Let It Snow! (C)

(Sammy Cahn & Julie Styne, 1945) – [Let It Snow](#) by Vaughan Monroe (1945)

Chords in **Green** are Optional.

Intro

G7 G6 C G7
~~Let it snow! Let it snow! Let it snow!~~

C G7 C Dm D7 G
 Oh, the weather out-side is frightful, but the fire is so de-lightful
 Dm A7 Dm G7 G6 C G7
 And since we've no place to go. Let it snow! Let it snow! Let it snow!

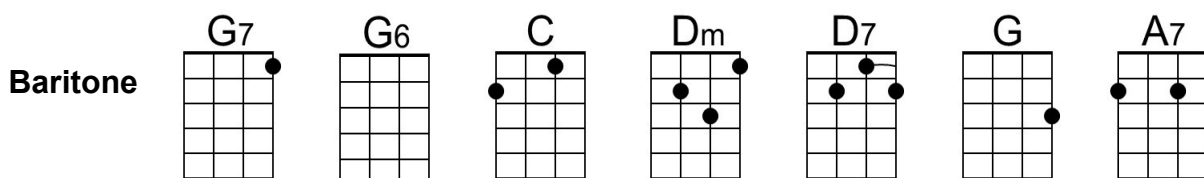
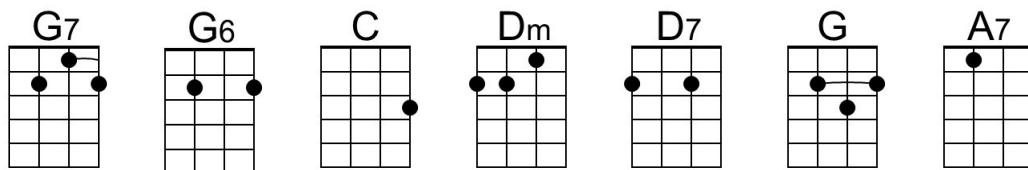
C G7 C Dm D7 G
 It doesn't show signs of stopping, and I brought some corn for popping.
 Dm A7 Dm G7 G6 C
 The lights are turned way down low. Let it snow! Let it snow! Let it snow!

Chorus

G Am D7 G
 When we finally kiss goodnight, how I'll hate going out in the storm.
 G A7 D7 G G7
 But if you'll really hold me tight, all the way home I'll be warm.

C G7 C Dm D7 G
1. The fire is slowly dying, and my dear, we're still good-bye-ing
 Dm A7 Dm G7 G6 C
 As long as you love me so, Let it snow! Let it snow! Let it snow! **Chorus**

C G7 C Dm D7 G
2. The fire is slowly dying, and my dear, we're still good-bye-ing
 Dm A7 Dm G7 G6 C
 As long as you love me so, Let it snow! Let it snow! Let it snow! **(Pause)**
 G7 G6 C | G7 | C
 Let it snow! Let it snow! Let it snow!



(There's No Place Like) Home for the Holidays (C)

Robert Allen & Al Stillman, 1954

(There's No Place Like) Home for the Holidays by Perry Como (1954) (C @ 78 BPM)

(There's No Place Like) Home for the Holidays by Perry Como (1959) (F @ 146 BPM)

Intro

G7 Dm G7 C | G7

For the holidays you can't beat home, sweet home.

C F C

Oh there's no place like home for the holidays.

A7 D7 G7

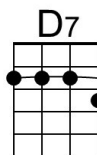
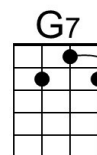
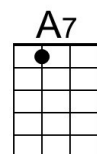
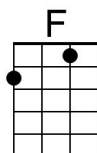
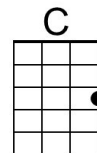
Cause no matter how far away you roam,

C F C

When you pine for the sunshine of a friendly gaze,

G7 Dm G7 C - F | C7

For the holi-days you can't beat home, sweet home.



Bridge

F C
I met a man who lives in Tennessee and he was headin' for

G7 C - C7

Pennsylvania and some home-made pumpkin pie.

F Dm F C

From Pennsylvania, folks are travelling down to Dixie's sunny shores

G D7 G G7

From Atlantic to Pacific, gee, the traffic is terrific.

C F C

Oh there's no place like home for the holidays.

A7 D7 - G7

Cause no matter how far away you roam,

C F C

If you want to be happy in a million ways

G7 Dm G7 C - F | C7

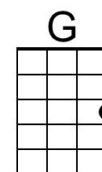
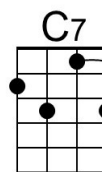
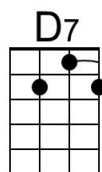
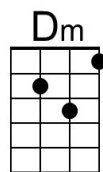
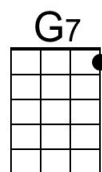
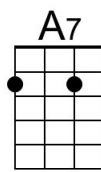
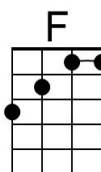
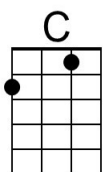
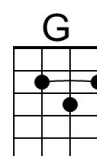
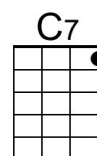
1. For the holidays you can't beat home, sweet home. Repeat From Bridge

G7 Dm G7 C

2. For the holidays you can't beat home, sweet home.

G7 Dm G7 C - G7 | C

(*Ritard.*) For the holidays you can't beat home, sweet home.



I Want a Hippopotamus for Christmas (John Rox, ca. 1953) (G)

I Want a Hippopotamus for Christmas by Gayla Peevey (1953) (G @ 114) — 6/8 Time

Intro (4 measures) Strum in on G

G **D**
I want a hippopotamus for Christmas, only a hippopotamus will do.
D7 **A7** **D7** **D**
Don't want a doll, no dinky tinker toy. I want a hippopotamus to play with and en-joy.

G **D**
I want a hippopotamus for Christmas, I don't think Santa Claus will mind, do you?
D7
He won't have to use, a dirty chimney flue
A7 **D7** **D**
Just bring him through the front door, that's the easy thing to do

Chorus

G7 **C** **G7** **C**
I can see me now on Christmas morning, creeping down the stairs
D7 **G**
Oh what joy and what surprise, when I open up my eyes:
A7 **D** **D7**
To see a hippo hero standing there!

G **D**
I want a hippopotamus for Christmas, only a hippopotamus will do.
D7 **A7** **D7** **D**
No crocodiles, no rhinoceroses, I only like - hippopota-muses.
A7 **D7** **G**
And hippopota-muses like me, too.

G **D**
~~I want a hippopotamus for Christmas, only a hippopotamus will do.~~ (Kazoo Optional)
D7 **A7** **D7** **D**
Mom says a hippo . . . would eat me up, but then, teacher says a hippo is a vege-tarian.

G **D**
~~I want a hippopotamus for Christmas, only a hippopotamus will do.~~ (Kazoo Optional)
D7

There's lots of room for him . . . in our two-car garage
A7 **D7** **D**
I'd feed him there and wash him there, and give him his massage. **Chorus**

G **D**
I want a hippopotamus for Christmas, only a hippopotamus will do.
D7 **A7** **D7** **D**
No crocodiles, no rhinocerosuses, I only like . . . hippopota-mususes
A7 **D7** **G**
And hippopota-muses like me, too.

Candy Cane Boogie (Pete McCarty, 2019)

Candy Cane Boogie by Pete McCarty (from "We Four Strings") (A @ 168)

2/2 Time

Intro (4 Measures) A

Chorus 1

A

Candy Cane, Candy Canes, I can't get enough of them Candy Canes.

D

A

Candy Cane, Candy Canes, I can't get enough of them Candy Canes.

E7

A ↓

A

I'm savin' all my Christmas wishes, for that little shepherd's hook that tastes so delicious.

A

When I was a little boy, you'd think that I'd want lots of toys,

D

A

Cuz that's the thing most kids hold dear, the things they ask Santa for each year

E7

A ↓

A

But on Christmas morn they wernt for me, I just wanted that lil' hook on my tree.

Chorus 2

A

Candy Cane, Candy Canes, I can't get enough of them Candy Canes.

D

A

Candy Cane, Candy Canes, I can't get enough of them Candy Canes.

E7

A ↓

A

Just when I think I can't wait no more, those little candy canes hit the store.

A

Every year I would demand, to go to a store to see the Man

D

A

And I would sit on Santa's knee, and he would ask what he could get for me

E7

A ↓

A

But he didn't know my evil plan, was to get a free candy cane from that man! **Chorus 1**

A

The years have passed and I can see how this big ol' world has changed for me

D

A

But deep inside lives this little boy, who waits each tear for Christmas joy

E7

A ↓

A

He thinks this world would be less insane, if everyone ate a candy cane!

Chorus 1 & Chorus 2

Outro

E7 ↓

A ↓

| Am7 A

Just when I think I can't wait no more, those little candy canes hit the store!

Christmas Time's A-Comin' (A)

(Benjamin "Tex" Logan, 1951) – Arrangement by Theresa Miller

Christmas Time's a-Comin' by Patty Loveless (A @ 191) 2/2 Time

Christmas Time's a-Comin' at Tex Logan's 85th Birthday (circa 2012)

Intro: Strum in on A

A E7
Christmas time's a-comin', Christmas time's a-comin'
A E7 A
Christmas time's a-comin' and I know I'm goin' home

A E7
Holly's in the window homeward the wind blows
A E7 A
Can't walk for runnin', Christmas time's a-comin'

Chorus

A D
Can't you hear them bells ringin', bringin' joy to all, hear them singin'
A E7 A
When it's snowin', I'll be goin' back to my country home.
A E7
Christmas time's a-comin', Christmas time's a-comin',
A E7 A
Christmas time's a-comin', and I know I'm goin' home.

Instrumental

A E7
~~Christmas time's a-comin', Christmas time's a-comin',~~
A E7 A
~~Christmas time's a-comin', and I know I'm goin' home.~~

A E7
White candle's burnin', my old heart's a-yearnin'
A E7 A
For the folks back home when Christmas time's a-comin'. **Chorus & Instrumental**

A E7
Snow flake's a-fallin', my old home's a-callin',
A E7 A
Tall pine's a-hummin', Christmas time's a-comin'.
A D
Can't you hear them bells ringin', bringin' joy to all, hear them singin',
A E7 A
When it's snowin', I'll be goin' back to my country home.
A E7
Christmas time's a-comin', Christmas time's a-comin',
A E7 A↓
Christmas time's a-comin', and I know I'm goin' ___ home.

Rockin' Around the Christmas Tree (Johnny Marks, 1958) (F)

Rockin' Around the Christmas Tree by Brenda Lee (1958) (Ab @ 134) — 2/2 Time

Strum: D u d U u d u

Intro F | Dm | F | Dm |

F Dm F Dm C C7
 Rocking a-round the Christmas tree at the Christmas party hop.
 Gm C7 Gm C7 Gm C7 F - C7
 Mistletoe hung where you can see, every couple tries to stop.

F Dm F Dm C C7
 Rocking a-round the Christmas tree, let the Christmas spirit ring.
 Gm C7 Gm C7 Gm C7 F - F7
 Later we'll have some pumpkin pie and we'll do some carol-ing.

Bridge (Soft Thumb Stroke↓)

Bb↓ ↓ ↓ ↓ Am↓ ↓ ↓ ↓
 You will get a senti-mental feeling _ when you hear
 Dm↓ ↓ ↓ ↓ G7↓ (N.C.) C C7
 Voices singing, "Let's be jolly. Deck - the halls with boughs of holly!"

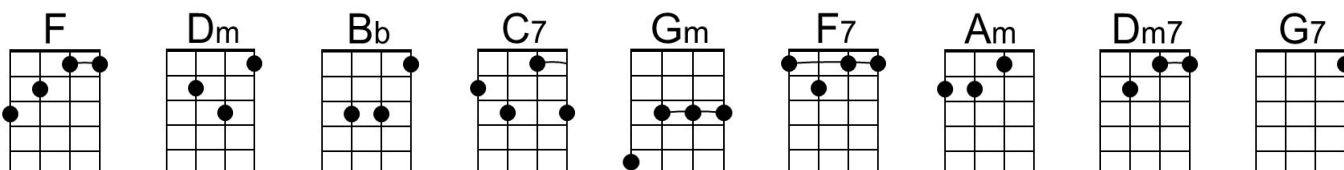
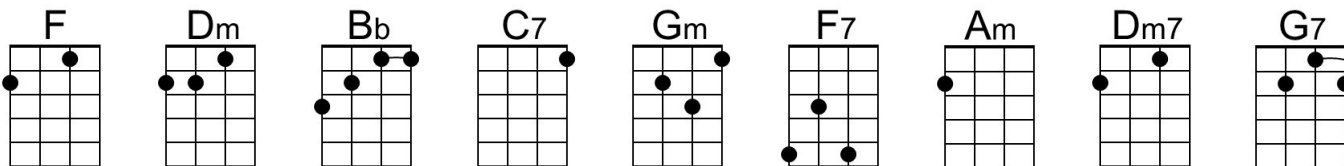
F Dm F Dm C C7
1. Rocking a-round the Christmas tree, have a happy holi-day.
 Gm C7 Gm C7 Gm C7 F - F7
 Everyone dancing merri-ly in the new old-fashioned way!

(Repeat from Bridge)

F Dm F Dm C C7
2. Rocking a-round the Christmas tree, have a happy holi-day.
 Gm C7 Gm C7 Gm C7 F
 Everyone dancing merri-ly in the new old-fashioned way

C7↓ Bb↓ C↓ C7↓ F | F | C7↓ F↓
 In the new _ old _ fa - shioned _ way!

Chords on the above line are single strums vs. the thumb stroke in the Bridge



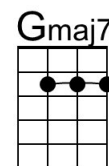
White Christmas (Irving Berlin, 1940) (G)

White Christmas by Bing Crosby from "Holiday Inn" (1942; 1947 Remake) (A @ 131)

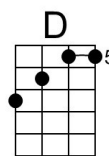
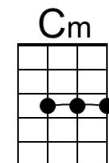
Optional Chords & Walkdowns are in Green

Intro

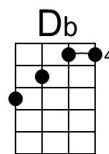
G (Gmaj7) G7 C - Cm
 May your ~~days~~ be merry and bright
 G Am D G - D7
 And may all your Christmases be white.



G G7 Am D (Db C)
 I'm dreaming of a white Christmas,
 C D G
 Just like the ones I used to know,
 (Gmaj7) G7 C Cm
 Where the tree tops glisten and children listen,
 G Em Am - D (Db C)
 To hear sleigh bells in the snow.



G G7 Am D (Db C)
 I'm dreaming of a white Christmas,
 C D G
 With every Christmas card I write.
 (Gmaj7) G7 C Cm
 May your days be merry and bright,



G Am D G - D7
 1. And may all your Christmases be white. (Repeat from Top)

G Am D G
 2. And may all your Christmases be white.

Baritone

Four baritone guitar chord diagrams: Gmaj7, Cm, D, and Db.

A baritone guitar chord diagram for D, showing the notes D, F, A, and C on the strings.

Feliz Navidad (José Feliciano, 1970) (D)
Feliz Navidad by José Feliciano (1970) (D @ 149) – Version 1

4/4 Time

Strum: Calypso (d Drag u - u du) or d Du_u du – [Calypso Strum Tutorial](#)

Intro D – *single calypso strum* – D ↓ D – *drag u – udu* – D ↓

Chorus

N.C. G A D Bm
 Feliz Navi-dad. Feliz Navi-dad.
 G A D D ↓
 Feliz Navi-dad. Prospero Ano y Felici-dad.
N.C. G - A D - Bm
 Feliz Navi-dad. Feliz Navi-dad.
 G A D D ↓
 Feliz Navi-dad. Prospero Ano y Felici-dad.

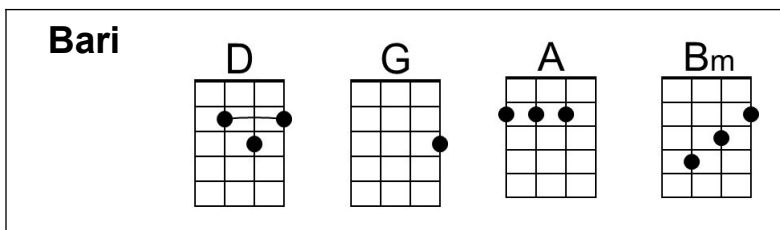
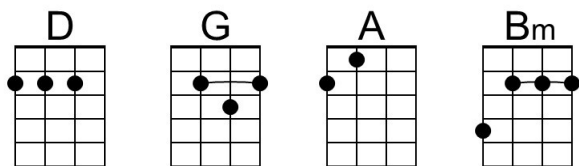
N.C. G A D - Bm
 I wanna wish you a Merry Christmas. ___ I wanna wish you a Merry Christmas.
Bm G A D | D ↓
 ___ I wanna wish you a Merry Christmas, from the bottom of my heart.
N.C. G A D - Bm
 I wanna wish you a Merry Christmas. ___ I wanna wish you a Merry Christmas.
Bm G A D | D ↓
 ___ I wanna wish you a Merry Christmas, from the bottom of my heart.

Repeat from Chorus (2nd Time)

Repeat from Chorus (3rd Time)

Outro

Bm G A D | ↓ ↓ ↓
 ___ I wanna wish you a Merry Christmas, from the bottom of my heart. (*cha cha cha*)



Frosty the Snowman (Steve Nelson & Jack Rollins, 1950) (G)

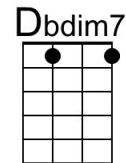
Frosty the Snowman by Jimmy Durante (1950) (C @ 178)

Frosty the Snowman by Gene Autry and the Cass County Boys (1950) (Ab @ 172)

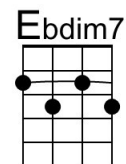
2/2 Time - 175 BPM

Intro

G C Dbdim7 G E7 Am7 D7 G - D7
And the children say he could laugh and play, just the same as you and me.



G C D7 G
Frosty the Snow Man was a jolly happy soul
C G D7 G - D7
With a corn-cob pipe and a button nose and two eyes made out of coal.



G C D7 G
Frosty the Snow Man is a fairy tale they say
C Dbdim7 G Am7 D7 G - G7
He was made of snow but the children know how he came to life one day.

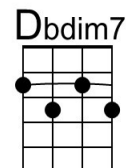
C G Am7 D7 G
There must have been some magic in that old silk hat they found,
D Ebdim7 Em7 A7 D - Daug
For when they put it on his head he be-gan to dance a-round.



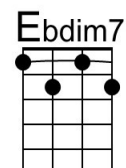
G C D7 G
Frosty the Snow Man was a-live as he could be,
C Dbdim7 G E7 Am7 D7 G
And the children say he could laugh and play, just the same as you and me.

Chorus

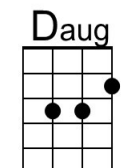
G D7
Thumpety thump thump, thumpety thump thump, look at Frosty go.
Am7 D7 G
Thumpety thump thump, thumpety thump thump, over the hills of snow



G C D7 G
Frosty the Snow Man knew the sun was hot that day,
C Dbdim7 G D7 G - D7
So he said, "Let's run and we'll have some fun, now be-fore I melt a-way."



G C D7 G
Down to the village with a broomstick in his hand,
C Dbdim7 G Am7 D7 G - G7
Running here and there all a-round the square, saying "Catch me if you can!"



C G Am7 D7 G
He led them down the streets of town right to the traffic cop,
D Ebdim7 Em7 A7 D - Daug
And he only paused a moment when he heard him holler, "Stop!"

G C D7 G
Frosty the Snow Man had to hurry on his way,
C Dbdim7 G E7 Am7 D7 G
But he waved good-bye saying, "Don't you cry, I'll be back a-gain some-day."

Outro

G D7
Thumpety thump thump, thumpety thump thump, look at Frosty go.
Am7 D7 G
Thumpety thump thump, thumpety thump thump, over the hills of snow

Baritone

Three guitar chord diagrams for Baritone guitar, each with a 10-fret scale. The diagrams are for Dbdim7, Ebdim7, and Daug. The notes are: 2nd fret, 1st string; 2nd fret, 2nd string; 3rd fret, 3rd string; 4th fret, 4th string; 5th fret, 5th string.

Players can use a D7 if unable to play the Daug

Santa Claus Is Coming to Town (G)

(J. Fred Coots & Henry Gillespie, 1934)

Santa Claus Is Coming to Town by Bing Crosby and the Andrews Sisters (1947) (Bb@ 169)

Chords in **Green** are Optional — 2/2 Time

Intro

G Em C D7 G | D7
~~Santa Claus is coming to town.~~

Chorus

G G7 C Cm
 You'd better watch out, you'd better not cry,

G G7 C Cm
 You'd better not pout, I'm telling you why

G Em Am D7 G | D7
 Santa Claus is coming to town. **[End on G]**

G G7 C Cm G G7 C Cm
 He's making a list, he's checkin' it twice, he's gonna find out who's naughty and nice.

G Em C D7 G | G
 Santa Claus is coming to town.

G7 C G7 C
 He sees you when you're sleeping, He knows if you're a-wake,
 A7 D Em7 A7 D - Daug
 He knows if you've been bad or good, So be good for goodness sake. Oh!

Chorus

G G7 C Cm G G7 C Cm
 With little tin horns and little toy drums, rooty toot toots and rum-a tum tums

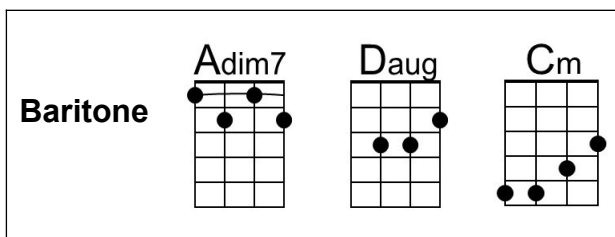
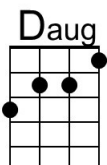
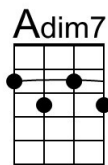
G D7 G | D7
 Santa Claus is coming to town.

G G7 C Cm G G7 C Cm
 And curly haired dolls that toddle and coo, Elephants, boats and kiddie cars, too.

G D7 G | G
 Santa Claus is coming to town.

G7 C G7 C
 The kids in girls and boy-land, will have a jubi-lee
 A7 D Adim7 Em A7 D - Daug
 They're gonna build a toyland town, all a-round the Christmas tree. So!

Chorus



Players can use a D7 if unable to play the Daug

Christmas Island (Lyle Moraine, 1946) (C)
Christmas Island by The Andrews Sisters (1946) (D @ 116)

2/2 Time

Intro (2nd line of verse)

D7 G7 Dm G7 C - C#dim7 | G7 ↓
 How'd ya like to spend the holiday a-way a-cross the sea?

N.C. F C A7 D7
 How'd ja like to spend Christ-mas ___ on Christmas Island?
 G7 Dm G7 C - C#dim7 | G7 ↓
 How'd ja like to spend the holiday a-way a-cross the sea?

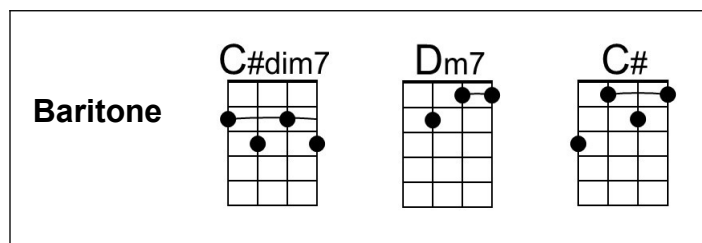
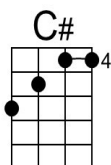
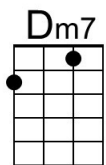
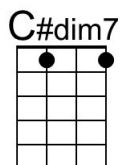
N.C. F C A7 D7
 How'd ja like to spend Christ-mas ___ on Christmas Island?
 G7 Dm G7 C | C7
 How'd ja like to hang a stocking on a great big coconut tree?

F Fm C - Bb | A7
 ___ How'd ya like to stay up late, ___ like the islanders do?
 D7 Am D7 - Dm7 | G7 ↓
 ___ Wait for Santa to sail in with your presents in a ca-noe.

N.C. F C A7 D7
 If you ever spend Christ-mas ___ on Christmas Island,
 G7 Dm G7 C | C7
 You will never stray for everyday your Christmas dreams come true.

F Fm C - Bb | A7
 ___ How'd ya like to stay up late, ___ like the islanders do?
 D7 Am D7 - Fm6 | G7 ↓
 ___ Wait for Santa to sail in with your presents in a ca-noe.

N.C. F C A7 D7
 If you ever spend Christ-mas ___ on Christmas Island,
 G7 Dm G7 C - Bb | A7
 You will never stray, for everyday your Christmas dreams come true
 D7 G7 C | C# ↓ C ↓
 On Christmas Island ___ your dreams come true.



Baritones: The C – Bb progression can be done using the 3211 form (F), starting at the 8th fret and moving down to the 6th fret. The A7 can be made at the 5th fret as 5655.

Rudolph, the Red-Nosed Reindeer (Johnny Marks, ca. 1949) (G)

[Rudolph the Red-Nosed Reindeer](#) by Gene Autry (1949) (Ab @ 142) – **Version 5**

[Rudolph the Red-Nosed Reindeer](#) by Burl Ives (1964) (C @ 153) 2/2 Time

Start note **E**

Intro C | C

Am Bm D7 G
 You know Dasher and Dancer and Prancer and Vixen,
 Am Bm D7 G
 Comet and Cupid and Donner and Blitzen
 Em B7 Em A7 D7 ↓ ↓ ↓ ↓
 But do you re-call the most famous reindeer of all?

G D7
 Rudolph, the red-nosed reindeer had a very shiny nose,

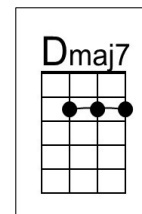
G
 And if you ever saw it, you would even say it glows.

G D7
 All of the other reindeer used to laugh and call him names,

G - G7
 They never let poor Rudolph join in any reindeer games.

Refrain

C G Am D7 G
 Then one foggy Christmas Eve, Santa came to say,
 D Dmaj7 Em A7 D7
 "Rudolph with your nose so bright, won't you guide my sleigh tonight?"



G D7
 1. Then how the reindeer loved him, as they shouted out with glee,

G - G7
 "Rudolph, the red-nosed reindeer, you'll go down in histo-ry."

(Repeat from Refrain)

G D7
 2. Then how the reindeer loved him, as they shouted out with glee,

G | D7 G
 Rudolph, the red-nosed reindeer, you'll go down in histo-ry."

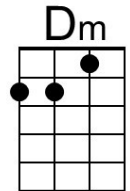
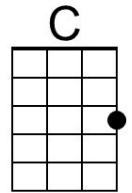
Christmas in Dixie (C)

(Jeff Cook, Teddy Gentry, Mark Herndon & Randy Owen, 1982)

Christmas In Dixie by Alabama (1982)

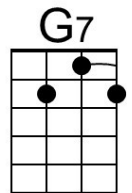
Intro Chords of Chorus

C **Dm - G7** **Cmaj7 - C**
 By now in New York City, there's snow on the ground.
Dm - G7 **Cmaj7 - C**
 And out in Cali-fornia, the sunshine's falling down.
C7 F - G7 C - Am
 And maybe in Memphis, Graceland's in lights.
Dm - G7 C
 And in Atlanta, Georgia, there's peace on earth to-night.

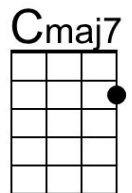


Chorus

C↓ C↓ C↓ F - G7 C - Am
 Christ-mas in Dixie, it's snowing in the pines.
Dm - G7 C
 Merry Christmas from Dixie to everyone to-night.

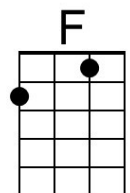


C **Dm - G7** **Cmaj7 - C**
 It's windy in Chi-cago, the kids are out of school.
Dm - G7 **Cmaj7 - C**
 There's magic in Motown, the city's on the move.
C7 F - G7 C - Am
 In Jackson, Mississippi, to Charlotte, Caro-line,
Dm - G7 C
 And all across the nation, it's a peaceful Christmas time.



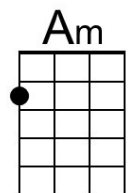
Repeat from Chorus

Chorus



Outro

Dm **G7** **C**
 And from Huntsville, Ala-bama ... (*Ritard.*) Merry Christmas to-night.



Baritone	C 	Dm 	G7 	Cmaj7 	F 	Am
----------	--------------	---------------	---------------	------------------	--------------	---------------

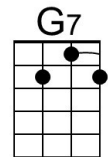
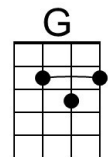
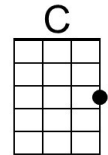
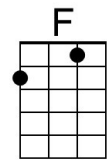
Up on the Housetop (Benjamin Hanby, 1864) (C)

Up On The Housetop by Gene Autry (1953) (Db @ 160)

2/2 Time

Intro Last 2 lines of Chorus

C
Up on the house top reindeer paused,
F C G
Out jumps good old Santa Claus.
C
Down through the chimney with lots of toys,
F C G C
All for the little ones' Christmas joys.



Chorus

F C G7 C
Ho ho ho, who wouldn't go? Ho ho ho, who wouldn't go?
C F
Up on the house top, click click click.
C G C
Down through the chimney with good St. Nick. [2x last time]

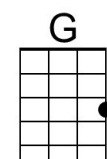
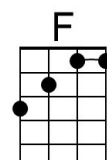
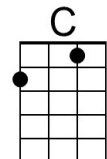
C
First comes the stocking of little Nell,
F C G
Oh dear Santa fill it well.
C
Give her a doll that laughs and cries,
F C G C
One that will open and shut her eyes. **Chorus**

C
Look in the stocking of little Bill.
F C G
Oh just see what a glorious fill.
C
Here is a little hammer and lots of tacks,
F C G C
A whistle and a ball and whip that cracks. **Chorus (2x)**

Outro (Ritard.)

C G C
Down through the chimney with good St. Nick.

Baritone



A Marshmallow World (Carl Sigman & Peter DeRose, 1949) (G)

A Marshmallow World by Bing Crosby (1950) (Ab @ 112)

2/2 Time

Intro (The First Ending)

A7 Am D7 G - D7

In winter it's a marshmallow world.

G Gmaj7 G6 Gmaj7 G Gmaj7 D7

It's a marshmallow world in the winter _____ when the snow comes to cover the ground.

Am D7 G G6 A7 Am D7

It's time for play, it's a whipped cream day, I wait for it the whole year round.

G Gmaj7 G6 Gmaj7 G Gmaj7 D7

Those are marshmallow clouds being friendly _____ in the arms of the evergreen trees.

Am D7 G G6 A7 Am G

And the sun is red like a pumpkin head, it's shining so your nose won't freeze.

Bridge

Dm G7 C Am

Oh, the world is your snowball, see how it grows.

Dm G7 C

That's how it goes whenever it snows.

A7 D D7 G6 A7 Am D7

The world is your snowball just for a song. Get out and roll it a-long.

G Gmaj7 G6 - Gmaj7

Oh, it's a yum-yummy world made for sweethearts;

G Gmaj7 D7 Am D7 G G6

Take a walk with your favorite girl. It's a sugar date, what if spring is late,

A7 Am D7 G - D7

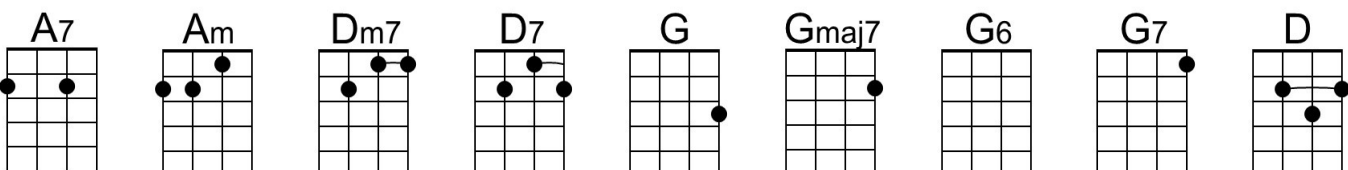
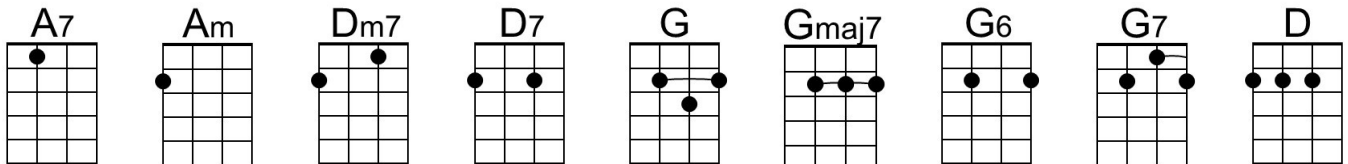
1. In winter it's a marsh-mallow world. **(Repeat from Top)**

A7 Am D7 G - G6

2. In winter it's a marsh-mallow world.

A7 Am D7 G

(Ritard.) In winter it's a marsh-mallow world.



We Wish You a Merry Christmas (Traditional) (C)

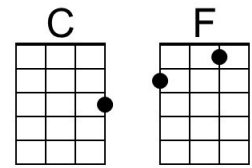
We Wish You A Merry Christmas by the Mormon Tabernacle Choir (2012) (Bb @ 77, 82, 87 etc.)

We Wish You A Merry Christmas by Celtic Woman (2013) (G @ 82, 83, or 92)

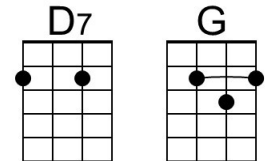
3/4 Time

Intro

C **F** **D7** **G**
~~We wish you a Merry Christmas, we wish you a Merry Christmas,~~
C **F** **D7** **G7** **C**
~~We wish you a Merry Christmas, and a Happy New Year.~~

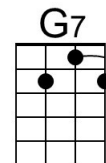


C **F** **D7** **G**
 We wish you a Merry Christmas, we wish you a Merry Christmas,
C **F** **D7** **G7** **C**
 We wish you a Merry Christmas, and a Happy New Year.



Chorus

C **G7** **D7** **G**
 Good tidings we bring, to you and your kin,
C **G** **F** **G7** **C**
 We wish you a Merry Christmas and a Happy New Year.



C **F**
 Now bring us some figgy pudding,
D7 **G**
 Now bring us some figgy pudding,
C **F**
 Now bring us some figgy pudding,
D7 **G7** **C**
 And a cup of good cheer. **Chorus**

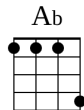
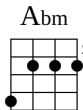
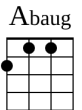
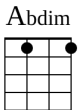
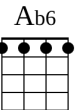

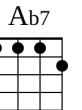
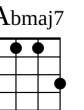
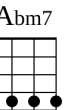
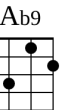
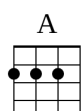
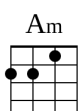
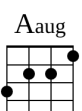
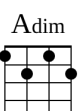
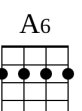
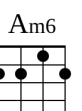
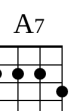
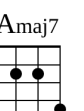
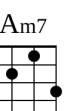
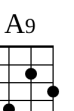
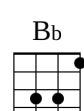
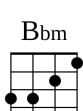
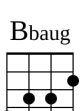

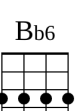

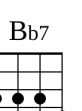
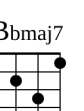
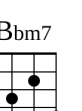

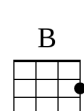
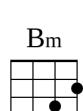
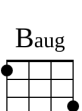
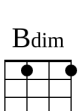
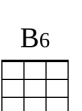

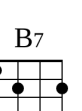
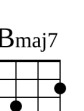

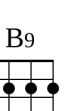
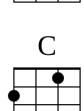
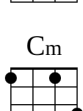
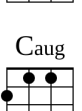
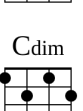
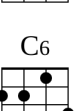
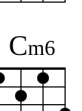
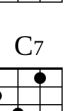

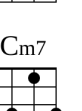
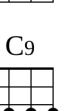
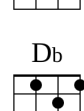
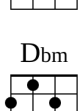


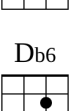
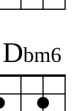


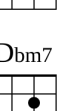
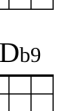
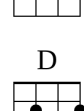
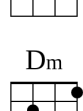
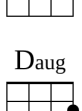
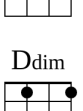
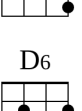
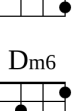
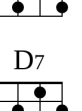
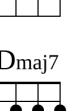
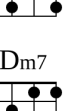
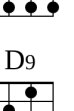
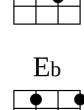
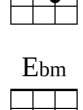
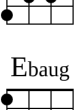
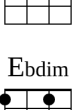
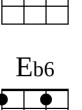
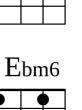
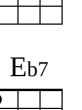
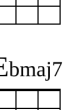
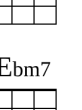

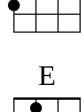
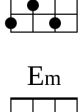
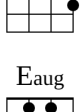
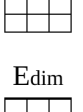
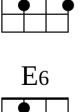
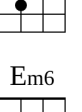
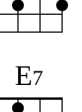
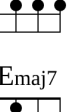
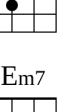
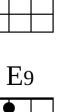
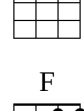
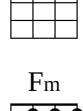
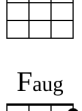
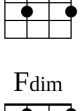
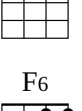
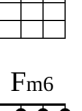
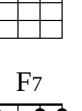
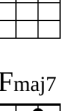
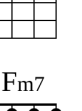
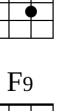
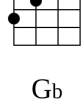
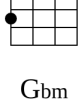
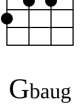
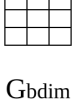
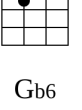



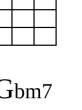

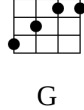
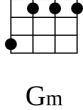
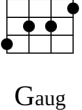
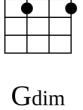
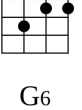

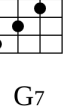

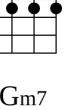
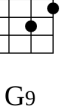
Baritone

Two diagrams for C: one with 1st fret on 2nd string, one with 1st fret on 3rd string.
 Two diagrams for F: one with 1st fret on 2nd string, one with 1st fret on 3rd string.
 Two diagrams for D7: one with 2nd fret on 1st string, one with 2nd fret on 2nd string.
 Two diagrams for G: one with 3rd fret on 2nd string, one with 3rd fret on 3rd string.
 One diagram for G7: 3rd fret on 2nd string.

C **F** **D7** **G**
 We won't go until we get some, we won't go until we get some,
C **F** **D7** **G7** **C**
 We won't go until we get some, so bring some right here. **Chorus**

C **F** **D7** **G**
 We wish you a Merry Christmas, we wish you a Merry Christmas,
C **F**
 We wish you a Merry Christmas,
D7 **G7** **C**
 (*Ritard.*) and a Happy . . . New . . . Year.

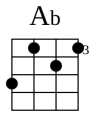
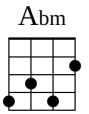
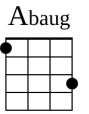
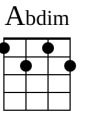
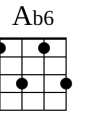
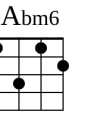
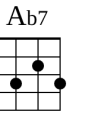
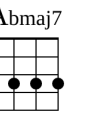
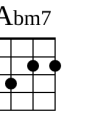
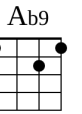
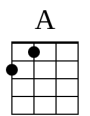
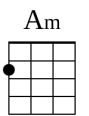
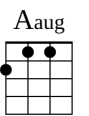
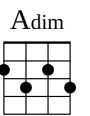
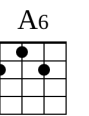
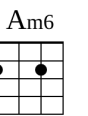
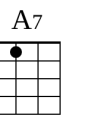
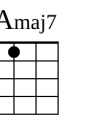
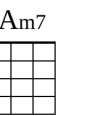
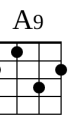
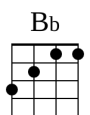
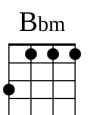

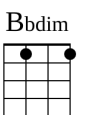
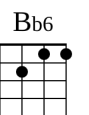
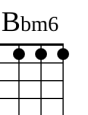

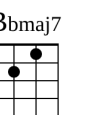
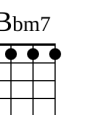
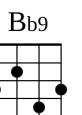
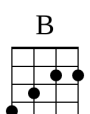
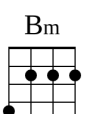
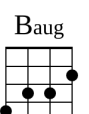
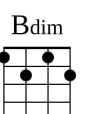
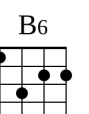

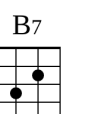
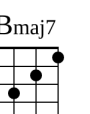
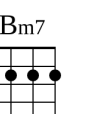
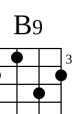
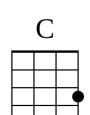
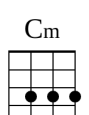
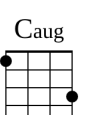
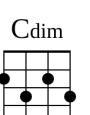
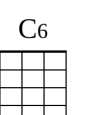

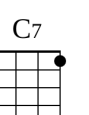
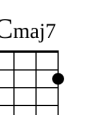
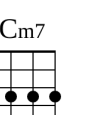
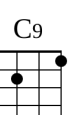
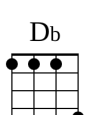
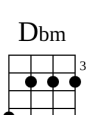


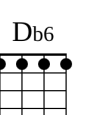


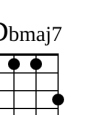
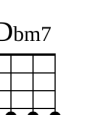
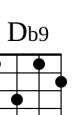
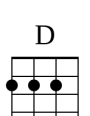
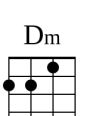

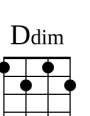
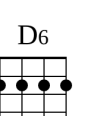
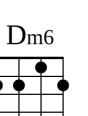
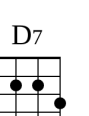
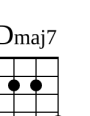
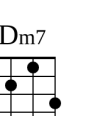
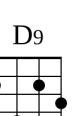
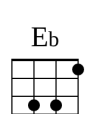
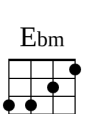
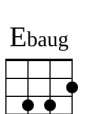
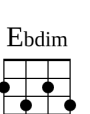
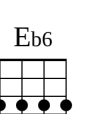

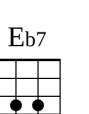

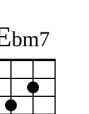
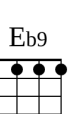
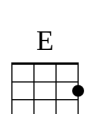
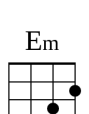
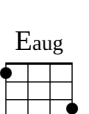
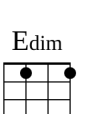
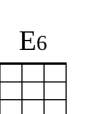
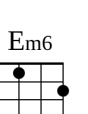



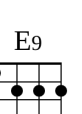
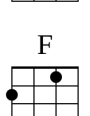
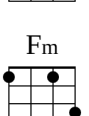


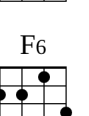
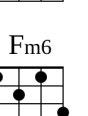
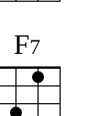
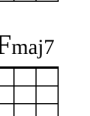
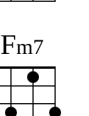

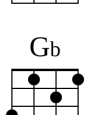
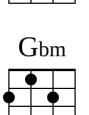


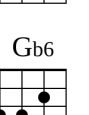

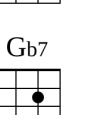
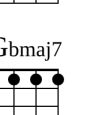
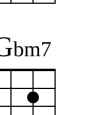
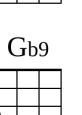
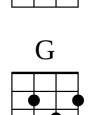
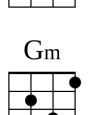
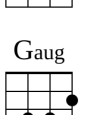
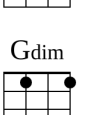
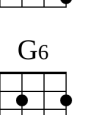
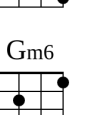
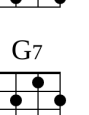


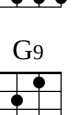
Ukulele Chord Chart (Baritone DGBE) v1.0

Copyright © 2013 Jon Thysell. Some rights reserved.

Visit me online at <http://jonthysell.com> or email me at thysell@gmail.com.This work is licensed under a [Creative Commons Attribution 3.0 Unported License](https://creativecommons.org/licenses/by/3.0/).

Ukulele Chord Chart (Standard GCEA) v1.0

Copyright © 2013 Jon Thysell. Some rights reserved.

Visit me online at <http://jonthysell.com> or email me at thysell@gmail.com.

This work is licensed under a [Creative Commons Attribution 3.0 Unported License](https://creativecommons.org/licenses/by/3.0/).