


# BEGINNER HOLIDAY JAM

with CYNTHIA LIN



Song List	<b>ALL I WANT FOR CHRISTMAS IS YOU</b> .....	3
	<b>BLUE CHRISTMAS</b> .....	5
	<b>*FELIZ NAVIDAD</b> .....	6
	<b>JINGLE BELL ROCK</b> .....	7
	<b>*JINGLE BELLS</b> .....	8
	<b>*LAST CHRISTMAS</b> .....	9
	<b>LET IT SNOW!</b> .....	10
	<b>MELE KALIKIMAKA</b> .....	11
	<b>ROCKIN' AROUND THE CHRISTMAS TREE</b> .....	12
	<b>RUDOLPH THE RED-NOSED REINDEER</b> .....	13
	<b>SANTA CLAUS IS COMIN' TO TOWN</b> .....	14
	<b>*SILENT NIGHT</b> .....	15
	<b>*SILVER BELLS</b> .....	16

Notes

\*songs with 4 chords or less

strums are suggested - you can always simplify by playing downstrums

/ = single strum

shuffle island strum has a bluesy, syncopated feel

## **ALOHA, UKE FRIENDS!**

Happy holidays! Please join me on YouTube for a live webcast holiday uke jam - grab your uke, download a chord chart, and play and sing along with me, my band, and thousands of uke players across the world!

### **TUNE IN to CYNTHIA'S HOLIDAY UKULELE LIVE JAM 2016**

SUNDAY DEC 4, 2016

2:00-3:30pm PST

direct link to YouTube webcast: <http://bit.ly/HolidayUkeJam2016>

The jam will be recorded for you to watch anytime. During the live webcast, you can sign in to YouTube and chat with your fellow uke jammers.

### **DOWNLOAD the BEGINNER HOLIDAY JAM PACKET**

I'm happy to present my new Beginner Holiday Jam packet, which features 13 popular holiday songs in beginner-friendly ukulele arrangements. We'll play through these songs together in the Live Jam. Free download at <http://gumroad.com/cynthialin>

### **GATHER YOUR UKE FRIENDS FOR THE JAM**

I encourage you to share this packet with friends, family, and your local ukulele group. You can practice together and meet up for the live jam, or create your own holiday jam.

Jam details and support my mission at <http://patreon.com/cynthialin>

Holiday tutorials at <http://youtube.com/cynthialinmusic>

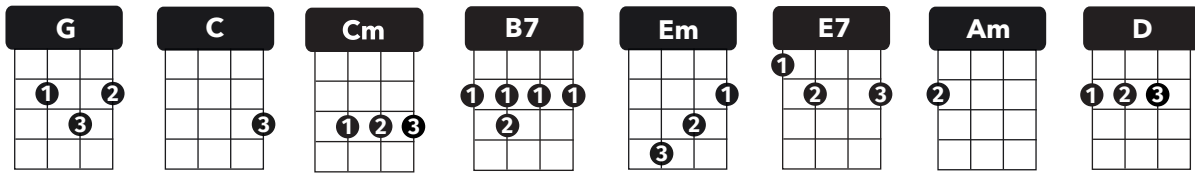
Mailing list for jam reminders at <http://gumroad.com/cynthialin>

Wishing you a wonderful holiday with lots of opportunity to share the joy of ukulele!

xo cynthia.

# ALL I WANT FOR CHRISTMAS IS YOU

by Mariah Carey and Walter Afanasieff



**SHUFFLE ISLAND STRUM:** d- du -udu

**TIMING:** 1 strum per chord

INTRO

**G**

VERSE

**G**

**G**

I don't want a lot for Christmas

**G**

**G**

there is just one thing I need

**C**

**C**

I don't care a-bout the presents

**Cm**

**Cm**

underneath the Christmas tree

**G**

**G**

I don't need to hang my stocking

**G**

**G**

there upon the fireplace

**C**

**C**

Santa Claus won't make me happy

**Cm**

**Cm**

with a toy on Christmas day

CHORUS

**G**

**[G// - B7//]**

I just want you for my own

**Em**

**[Em// - Cm//]**

more than you could ever know

**G**

**E7**

Make my wish come true, baby

**Am**

**D**

All I want for Christmas is

**G**

**Em**

**C**

you,

**D**

baby

VERSE

**G**

**G**

I won't ask for much this Christmas

**G**

**G**

I won't even wish for snow

**C**

**C**

I'm just gonna keep on waiting

**Cm**

**Cm**

here under the mistletoe

**G**

**G**

I won't make a list and send it

**G**

**G**

to the North Pole for Saint Nick

**C**

**C**

I won't even stay awake to

**Cm**

**Cm**

hear those magic reindeer click

CHORUS

**G**

**[G// - B7//]**

I just want you here to-night

**Em**

**[Em// - Cm//]**

holding on to me so tight

**G**

**E7**

What more can I do, baby

**Am**

**D**

All I want for Christmas is

**G**

**Em**

**C**

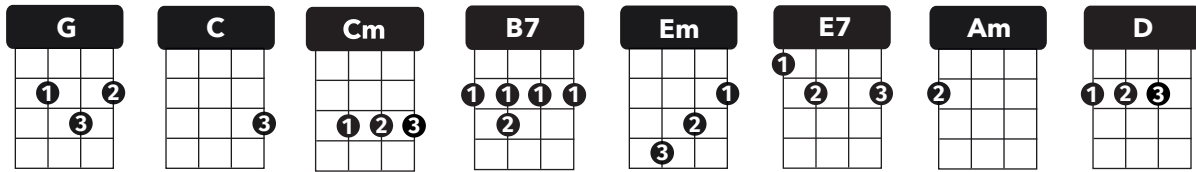
you,

**D**

you...

# ALL I WANT FOR CHRISTMAS IS YOU

(continued)



## BRIDGE

<b>B7</b>	<b>B7</b>	<b>Em</b>	<b>Em</b>
All the lights are shining so brightly every-where			
<b>B7</b>	<b>B7</b>	<b>Em</b>	<b>Em</b>
And the sound of children's		laughter fills the air	
<b>Cm</b>	<b>Cm</b>	<b>G</b>	<b>E7</b>
and every-one is singing		I hear those sleigh bells swinging	
<b>Am/</b>		<b>Am/</b>	
Santa won't you bring me		the one I really need, won't you	
<b>D/</b>	<b>D/</b>	(hits) <b>D////</b>	<b>D////</b>
please bring my baby to		meeee yeah yeah yeah	

## VERSE

<b>G</b>	<b>G</b>	<b>G</b>	<b>G</b>
I don't want a lot for Christmas		this is all I'm asking for	
<b>C</b>	<b>C</b>	<b>Cm</b>	<b>Cm</b>
I just want to see my baby		standing right out-side my door	

## CHORUS

<b>G</b>	<b>[G// - B7//]</b>	<b>Em</b>	<b>[Em// - Cm//]</b>
I just want him for my own		more than you could ever know	
<b>G</b>	<b>E7</b>	<b>Am</b>	(hits) <b>D//// D////</b>
Make my wish come true, baby		All I want for Christmas is	
<b>G</b>	<b>Em</b>	<b>C</b>	<b>D</b>
you....			

## OUTRO x3

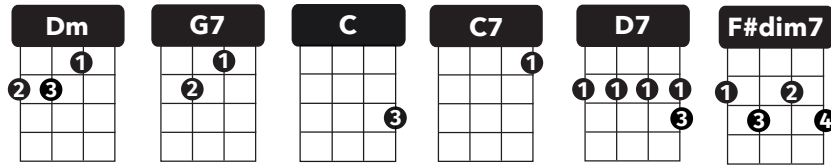
<b>G</b>	<b>Em</b>	<b>C</b>	<b>D</b>
All I want for Christmas is you, baby			

## END

**G/**  
ooh

# BLUE CHRISTMAS

by Bill Hayes and Jay Johnson



**SWING STRUM:** d- du d- du

**TIMING:** 1 strum per chord

INTRO

**Dm G7 C G7/**

VERSE

	<b>C</b>	<b>C</b>	<b>G7</b>	<b>G7</b>
I'll have a blue	Christmas	with-out	you	
	<b>Dm</b>	<b>G7</b>	<b>C</b>	<b>C</b>
I'll be so blue just	thinking	a-bout	you	
	<b>C7</b>	<b>C7</b>	<b>Dm</b>	<b>Dm</b>
Deco-rations of red on a	green	Christmas	tree	
	<b>D7</b>	<b>D7</b>	<b>G7// - Dm//</b>	<b>G7/</b>
Won't be the same, dear if	you're not	here with	me	

VERSE

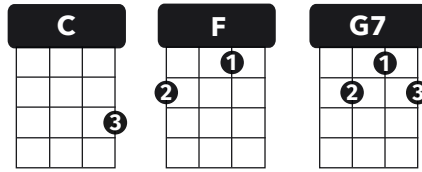
	<b>C</b>	<b>C</b>	<b>G7</b>	<b>G7</b>
And when those blue	snowflakes	start	fallin'	
	<b>Dm</b>	<b>G7</b>	<b>C</b>	<b>C</b>
That's when those blue	memories	start	callin'	
	<b>C7</b>	<b>C7</b>	<b>Dm</b>	<b>F#dim7</b>
You'll be doin' al-right with your	Christmas of	white		
	<b>G7</b>	<b>G7</b>	<b>C</b>	<b>C</b>
But I'll have a blue, blue	Christmas			

ENDING

	<b>G7</b>	<b>G7//</b>	<b>G7/ - G7/ - G7/</b>	<b>C</b>	<b>C/ G7/ C/</b>
But I'll have a blue,	blue, blue,	blue	Christmas		

# FELIZ NAVIDAD

by José Feliciano



**ISLAND STRUM:** d- du -udu

**TIMING:** 1 strum per chord

INTRO

**C C/**

VERSE

<b>F</b>	<b>G7</b>	<b>C</b>	<b>C</b>
Feliz Navi-dad	Feliz Navi-dad		
<b>F</b>	<b>G7</b>	<b>C</b>	<b>C/</b>
Feliz Navi-dad Prospero	Año y	Felici-dad	
<b>F</b>	<b>G7</b>	<b>C</b>	<b>C</b>
Feliz Navi-dad	Feliz Navi-dad		
<b>F</b>	<b>G7</b>	<b>C</b>	<b>C/</b>
Feliz Navi-dad Prospero	Año y	Felici-dad	

VERSE

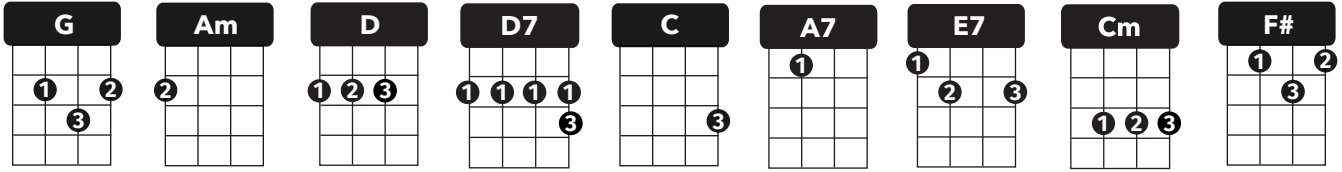
<b>F</b>	<b>G7</b>	<b>C</b>	<b>C</b>
I wanna wish you a Merry Christmas,	I wanna wish you a Merry Christmas		
<b>F</b>	<b>G7</b>	<b>C</b>	<b>C/</b>
I wanna wish you a Merry Christmas from the bottom of my heart			
<b>F</b>	<b>G7</b>	<b>C</b>	<b>C</b>
I wanna wish you a Merry Christmas,	I wanna wish you a Merry Christmas		
<b>F</b>	<b>G7</b>	<b>C</b>	<b>C/</b>
I wanna wish you a Merry Christmas from the bottom of my heart			

ENDING

<b>F</b>	<b>G7</b>	<b>C</b>	<b>C/</b>	<i>/// (cha-cha-cha)</i>
I wanna wish you a Merry Christmas from the bottom of my heart				

# JINGLE BELL ROCK

by Joseph Beal and Jim Boothe



**SWING STRUM:** d- du d- du

**TIMING:** 1 strum per chord; on split measure, play [d du - d du]

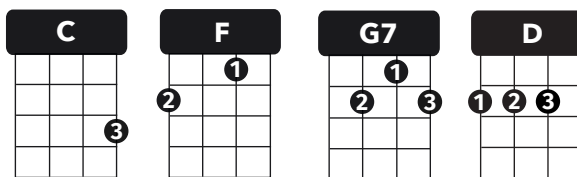
**SHUFFLE ISLAND STRUM:** d- du -udu

**TIMING:** 1 strum per chord

INTRO	<b>G</b>			
VERSE	<b>G</b> Jingle-bell Jingle-bell [ <b>Am - D</b> ] Snowin' and blowin' up	<b>G</b> Jingle Bell Rock [ <b>Am - D</b> ] bushels of fun	<b>G</b> Jingle bell swing and <b>Am /</b> Now the jingle hop	[ <b>Am - D</b> ] Jingle bells ring <b>D7 (island strum)</b> has begun
VERSE	<b>G</b> Jingle-bell Jingle-bell [ <b>Am - D</b> ] Dancin' and prancin in	<b>G</b> Jingle Bell Rock [ <b>Am - D</b> ] Jingle Bell Square,	<b>G</b> Jingle bells chime in [ <b>Am - D</b> ] In the frosty	[ <b>Am - D</b> ] Jingle bell time <b>G (island strum)</b> air
BRIDGE	( <i>island strum</i> )	<b>C</b> What a bright time, it's the right time <b>A7</b> Jingle-bell time	<b>C</b> to rock the night away <b>A7</b> is a swell time	<b>G</b> <b>G</b> To go glidin' in a one-horse sleigh <b>D7/</b> <b>D7</b>
VERSE	<b>G</b> Giddy-up jingle horse <b>C</b> Mix and mingle in a	<b>G</b> pick up your feet <b>Cm</b> jinglin' beat	<b>G</b> Jingle a-round the clock [ <b>A7 - D</b> ] That's the Jingle Bell	<b>E7</b> <b>G (island strum)</b> Rock
ENDING	[ <b>A7 - D</b> ] That's the Jingle Bell, [ <b>A7 - D</b> ] that's the Jingle Bell	[ <b>A7 - D</b> ] that's the Jingle Bell, <b>G (island strum)</b> Rock!	<b>G/ F#/ G/</b>	

# JINGLE BELLS

by J.S. Pierpont



**BACKBEAT STRUM:** d D d D

**TIMING:** 1 strum per chord

INTRO

**C**

VERSE

<b>C</b>	<b>C</b>	<b>C</b>	<b>F</b>
Dashing through the snow	in a one-horse open sleigh		
<b>F</b>	<b>G7</b>	<b>G7</b>	<b>C</b>
O'er the fields we go		laughing all the way	
<b>C</b>	<b>C</b>	<b>C</b>	<b>F</b>
Bells on bob-tail ring		making spirits bright	
<b>F</b>	<b>G7</b>	<b>G7</b>	<b>C/ G7/</b>
What fun it is to ride and sing a	sleighting song to-night	- oh!	

CHORUS

<b>C</b>	<b>C</b>	<b>C</b>	<b>C</b>
Jingle bells, jingle bells,	jingle all the way		
<b>F</b>	<b>C</b>	<b>D</b>	<b>G7/ G7/</b>
Oh, what fun it is to ride in a one horse open sleigh	- ay!		
<b>C</b>	<b>C</b>	<b>C</b>	<b>C</b>
Jingle bells, jingle bells,	jingle all the way		
<b>F</b>	<b>C</b>	<b>G7</b>	<b>C C</b>
Oh, what fun it is to ride in a one horse open sleigh			

VERSE

<b>C</b>	<b>C</b>	<b>C</b>	<b>F</b>
Now the ground is white		Go it while you're young	
<b>F</b>	<b>G7</b>	<b>G7</b>	<b>C</b>
Take the girls tonight		And sing this sleighing song	
<b>C</b>	<b>C</b>	<b>C</b>	<b>F</b>
Just get a bob-tailed bay		Two forty as his speed	
<b>F</b>	<b>G7</b>	<b>G7</b>	<b>C/ G7/</b>
Hitch him to an open sleigh	and crack, you'll take the lead	- oh!	

REPEAT CHORUS

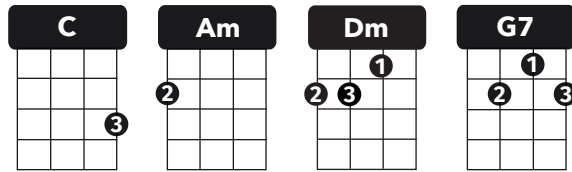
ENDING

<b>F</b>	<b>C</b>	<b>G7</b>	<b>G7</b>	<b>C</b>	<b>F</b>	<b>C</b>	<b>C/</b>
Oh, what fun it is to ride in a one horse	open	sleigh					



# LAST CHRISTMAS

by Wham!



**ISLAND STRUM:** d- du -udu  
**TIMING:** 2 strums per chord

\*practice singing the underlined syllables on the downbeat to build your singing-while-playing skills

INTRO

**C Am Dm G7**

CHORUS x2

<b>C</b> Last Christmas I <u>gave</u> you my heart	<b>Am</b> But the <u>very</u> next day you <u>gave</u> it away
<b>Dm</b> This year to <u>save</u> me from tears	<b>G7</b> I'll <u>give</u> it to someone special

VERSE

<b>C</b> Once bitten twice shy	<b>Am</b> I keep my distance, but you still catch my eye
<b>Dm</b> Tell me baby, do you recognize me?	<b>G7</b> Well, it's been a year, it doesn't surprise me
<b>C</b> (Happy Christmas) I wrapped it up and sent it	<b>Am</b> With a note saying "I love you", I meant it
<b>Dm</b> Now I know what a fool I've been, but if you kissed me now,	<b>G7</b> I know you'd fool me again

REPEAT CHORUS x2

VERSE

<b>C</b> Crowded room, friends with tired eyes,	<b>Am</b> I'm hiding from you, and your soul of ice
<b>Dm</b> My god, I thought you were someone to rely on,	<b>G7</b> Me? I guess I was a shoulder to cry on
<b>C</b> A face on a lover with a fire in his heart	<b>Am</b> A man under cover but you tore me
<b>Dm</b> a-part, Oh oh	<b>G7</b> Now I've found a real love you'll never fool me again

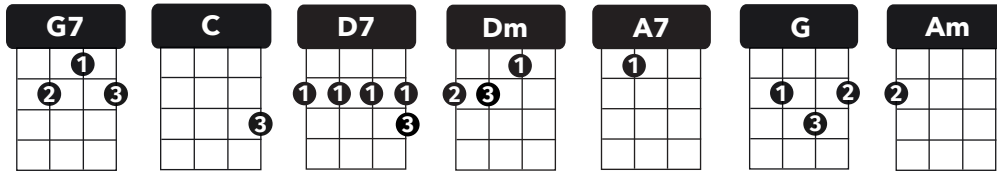
REPEAT CHORUS x2

FINAL CHORUS

<b>C</b> A face on a lover with a fire in his heart	<b>Am</b> A man under cover but you tore me
<b>Dm</b> a-part, Oh	<b>G7</b> I'll give it to someone, give it to someone special

# LET IT SNOW!

by Sammy Cahn and Jule Styne



**SHUFFLE ISLAND STRUM:** d- du -udu

**TIMING:** 1 strum per chord;

on split measure, play 2 swing strums: [ d du - d du ]

INTRO

**G7**            **C/ //** (two hits)

VERSE

[ <b>C</b> - <b>G7</b> ] <b>C</b>	[ <b>C</b> - <b>D7</b> ] <b>G7</b>
Oh, the weather out-side is frightful	But the fire is so de-lightful
[ <b>Dm</b> - <b>A7</b> ] <b>Dm</b>	<b>G7</b> <b>C</b>
And since we've no place to go,	Let it snow, let it snow, let it snow

[ <b>C</b> - <b>G7</b> ] <b>C</b>	[ <b>C</b> - <b>D7</b> ] <b>G7</b>
It doesn't show signs of stopping,	And I brought some corn for popping
[ <b>Dm</b> - <b>A7</b> ] <b>Dm</b>	<b>G7</b> <b>C</b>
The lights are turned way down low,	Let it snow, let it snow, let it snow

BRIDGE

<b>G</b> <b>G</b>	[ <b>Am</b> - <b>D7</b> ] <b>G</b>
When we finally kiss good night,	How I'll hate going out in the storm
<b>G</b> <b>G</b>	[ <b>A7</b> - <b>D7</b> ] <b>G7</b>
But if you really hold me tight,	All the way home I'll be warm

VERSE

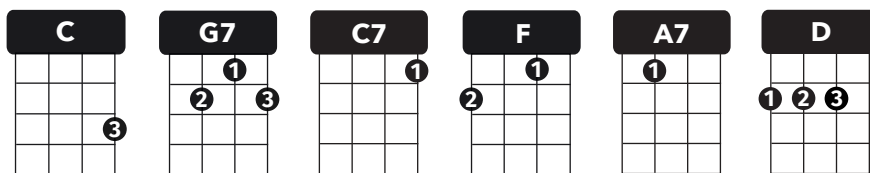
[ <b>C</b> - <b>G7</b> ] <b>C</b>	[ <b>C</b> - <b>D7</b> ] <b>G7</b>
The fire is slowly dying,	And my dear, we're still good-bye-ing
[ <b>Dm</b> - <b>A7</b> ] <b>Dm</b>	<b>G7</b> <b>C</b>
But as long as you love me so,	Let it snow, let it snow, let it snow

END

**G7**            **G7**            **C**            **C/ G7/ C/**  
 Let it snow, let it snow, let it snow

# MELE KALIKIMAKA

by Robert Alex Anderson



**BACKBEAT STRUM:** d D d D

**TIMING:** 2 strums per chord;

on split measure, play 1 per chord: [ d D d D - d D d D ]

or

**SHUFFLE ISLAND STRUM:** d- du -udu

**TIMING:** 2 strums per chord; on split measure, play 1 per chord

INTRO

C

VERSE

C

C

C

G7

Mele Kalikimaka is the thing to say on a bright Hawaiian Christmas day

G7

G7

G7

C

That's the island greeting that we send to you from the land where palm trees sway

C7

F

Here we know that Christmas will be green and bright

A7

[ D - G7 ]

the sun will shine by day and all the stars at night

C

A7

[ D - G7 ]

C

C

Mele Kalikimaka is Ha-waii's way to say Merry Christmas to you

ENDING

C

A7

Mele Kalikimaka is Ha-waii's way

[ D - G7 ]

[ D - G7 ]

to say Merry Christmas

a very merry Christmas

[ D

- G7 ]

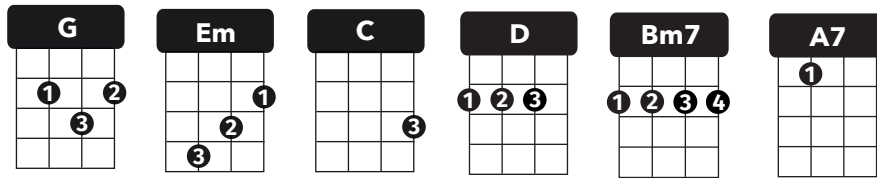
C/

G7/ C/

a very very merry merry Christmas to you

# ROCKIN' AROUND THE CHRISTMAS TREE

by Johnny Marks



**SHUFFLE ISLAND STRUM:** d- du -udu

**TIMING:** 1 strum per chord

INTRO

**G Em C D**

VERSE

**G G D D**  
 Rockin' around the Christmas tree at the Christmas party hop  
**D D D G**  
 Mistletoe hung where you can see every couple tries to stop  
**G G D D**  
 Rockin' around the Christmas tree, let the Christmas spirit ring  
**D D D G**  
 Later we'll have some pumpkin pie and we'll do some caro-ling

BRIDGE

**C C Bm7 Bm7**  
 You will get a sentimental feeling when you hear  
**Em Em A7/ D**  
 Voices singing let's be jolly, deck the halls with boughs of holly

VERSE

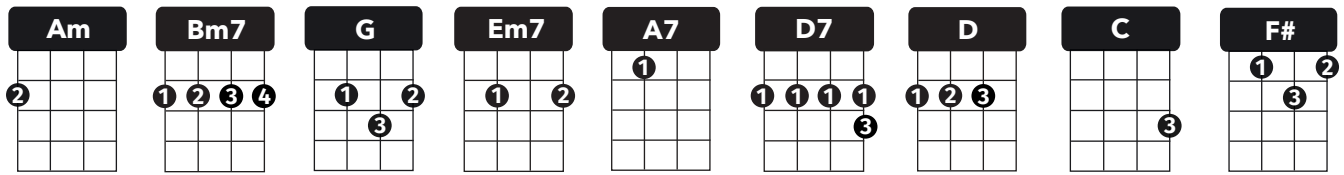
**G G D D**  
 Rockin' around the Christmas tree, have a happy holiday  
**D D D G**  
 Everyone dancing merrily in the new old-fashioned way

ENDING

**D D D D**  
 Everyone dancing merrily in the new old - fa - shioned  
**G Em C G/**  
 way

# RUDOLPH THE RED-NOSED REINDEER

by Johnny Marks



**SHUFFLE ISLAND STRUM:** d- du -udu

**TIMING:** 1 strum per chord

\*practice singing the underlined syllables on the downbeat to build your singing-while-playing skills

OPTIONAL INTRO  
(single strums)

**Am / Bm7 / Am / G /**  
You know Dasher and Dancer and Prancer and Vixen  
**Am / Bm7 / Am / G /**  
Comet and Cupid and Donner and Blitzen  
**Em7 / A7 / Em7 / A7 /**  
But do you re-call the most famous reindeer of  
(island strum) **D7 D7**  
all?

VERSE

**G G G D**  
Rudolph the red-nosed reindeer had a very shiny nose  
**D D D G**  
And if you ever saw it you would even say it glows  
**G G G D**  
All of the other reindeer used to laugh and call him names  
**D D D G**  
They never let poor Rudolph join in any reindeer games

BRIDGE

**C G D G**  
Then one foggy Christmas Eve, Santa came to say  
**D D A7 D**  
"Rudolph, with your nose so bright, won't you guide my sleigh tonight?"

VERSE

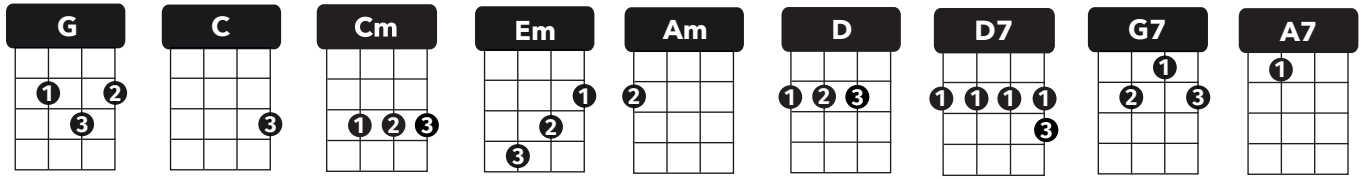
**G G G D**  
Then how the reindeer loved him as they shouted out with glee  
**D D D G**  
"Rudolph, the red-nosed reindeer, you'll go down in histo-ry!"

ENDING

**D D G G/ F#/ G/**  
You'll go down in his- to- ry

# SANTA CLAUS IS COMIN' TO TOWN

by Haven Gillespie and J. F. Coots



**BACKBEAT STRUM:** d D d D

**TIMING:** 1 strum per chord; on split measure, play [d D - d D]

INTRO

**G**

VERSE

**G**                      **C**                      **G**                      [**C** - **Cm** / ]  
 You better watch out, you better not cry, you better not pout, I'm telling you why  
 [**G** - **Em**] [**Am** - **D**]                      **G**                      **D7**  
 Santa Claus is coming to town

VERSE

**G**                      **C**                      **G**                      [**C** - **Cm** / ]  
 He's making a list, checking it twice Gonna find out who's naughty and nice  
 [**G** - **Em**] [**Am** - **D**]                      **G**                      **G**  
 Santa Claus is coming to town

BRIDGE

**G7**                      **C**                      **G7**                      **C**  
 He sees you when you're sleeping he knows when you're a-wake  
**A7**                      **D**                      **A7**                      **D** / **D7** /  
 He knows if you've been bad or good, so be good for goodness sake, Oh!

VERSE

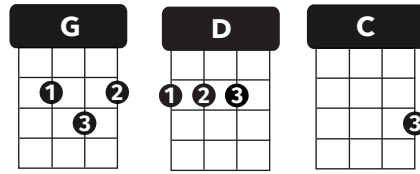
**G**                      **C**                      **G**                      [**C** - **Cm** / ]  
 You better watch out, you better not cry, you better not pout, I'm telling you why  
 [**G** - **Em**] [**Am** - **D**]                      **G**                      **G**  
 Santa Claus is coming to town

ENDING

[**G** - **Em**] [**Am** - **D**]                      [**G** - **C**] **G** /  
 Santa Claus is coming to town

# SILENT NIGHT

by Franz Xaver Gruber



**WALTZ STRUM:** pick d d

**TIMING:** 1 per chord

or

**FINGERPICKING:** 1 - 2 - 3 - 4 - 3 - 2

**TIMING:** 1 per chord

INTRO

**G**

VERSE

**G**

Silent night

**D**

all is calm

**C**

'Round yon virgin

**C**

holy infant so

**D**

Sleep in heavenly

**G**

sleep in heavenly

**G**

Silent night

**D**

all is calm

**C**

'Round yon virgin

**C**

holy infant so

**D**

Sleep in heavenly

**D**

sleep in heavenly

**G**

holy night

**G**

all is bright

**G**

mother and child

**G**

tender and mild

**G**

peace

**G**

peace

**G**

holy night

**G**

all is bright

**G**

mother and child

**G**

tender and mild

**G**

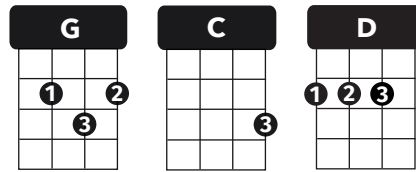
peace

**G / (flourish)**

peace

# SILVER BELLS

by Jay Livingston and Ray Evans



**WALTZ STRUM:** D du du, or pick d d  
**TIMING:** 1 per chord

INTRO

**G**

VERSE

<b>G</b>	<b>G</b>	<b>C</b>	<b>C</b>
City sidewalks, busy sidewalks		Dressed in holiday	style
<b>D</b>	<b>D</b>	<b>G</b>	<b>G</b>
In the air there's a feeling		of Christmas	
<b>G</b>	<b>G</b>	<b>C</b>	<b>C</b>
Children laughing, people passing	Meeting smile after smile		
<b>D</b>	<b>D</b>	<b>G</b>	<b>G</b>
And on every street corner	you hear		

CHORUS

<b>G</b>	<b>G</b>	<b>C</b>	<b>C</b>
Silver bells	(silver bells)	silver bells	(silver bells)
<b>D</b>	<b>D</b>	<b>G</b>	<b>G</b>
It's Christmas-time		in the city	
<b>G</b>	<b>G</b>	<b>C</b>	<b>C</b>
Ring-a-ling	(ring-a-ling)	hear them ring	(hear them ring)
<b>D</b>	<b>D</b>	<b>G</b>	<b>G /</b>
Soon it will be Christmas		day	

VERSE

<b>G</b>	<b>G</b>	<b>C</b>	<b>C</b>
Strings of street lights, even stop lights		Blink a bright red and green	
<b>D</b>	<b>D</b>	<b>G</b>	<b>G</b>
As the shoppers run home		with their treasures	
<b>G</b>	<b>G</b>	<b>C</b>	<b>C</b>
Hear the snow crunch, see the kids bunch	This is Santa's big scene		
<b>D</b>	<b>D</b>	<b>G</b>	<b>G</b>
And above all the bustle	you hear		

REPEAT CHORUS

ENDING

<b>D</b>	<b>D /</b>	<b>G</b>	<b>G /</b>
Soon it will be Christmas		day	