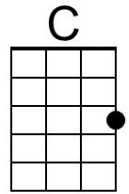


# Apples And Bananas (Traditional North American Children's Song)

Apples and Bananas (Alt.) by Raffi from "One Light, One Sun" (1985)

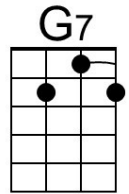
## Intro C G7

**C** **G7**  
I like to eat, eat, eat apples and bana-nas



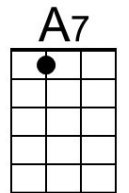
**C**  
I like to eat, eat, eat apples and bana-nas

**G7** **C** **G7**  
I like to ate, ate, ate epples and bene-nes



**C**  
I like to ate, ate, ate epples and bene-nes

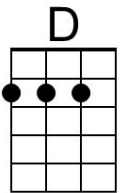
**G7** **C** **G7**  
I like to eat, eat, eat eeples and beenee-nees



**C** **D**  
I like to eat, eat, eat eeples and beenee-nees

**A7** **D** **A7**  
And I like to ite, ite, ite ipples and bini-nis

**D**  
I like to ite, ite, ite ipples and bini-nis

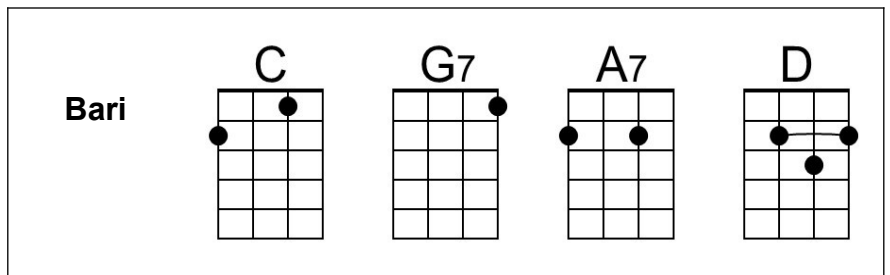


**A7** **D** **A7**  
I like to ote, ote, ote, oplles and bono-nos

**D**  
I like to ote, ote, ote, oplles and bono-nos

**A7** **D** **A7**  
And I like to ute, ute, ute upples and bunu-nus

**D A7 D**  
I like to ute, ute, ute upples and bunu-nus.

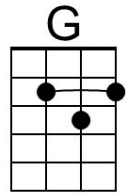


# Apples And Bananas (Traditional North American Children's Song)

Apples and Bananas (Alt.) by Raffi from "One Light, One Sun" (1985)

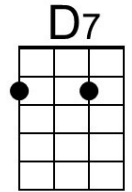
## Intro G D7

**G** **D7**  
I like to eat, eat, eat apples and bana-nas



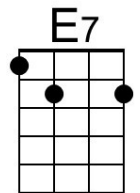
**G**  
I like to eat, eat, eat apples and bana-nas

**D7** **G** **D7**  
I like to ate, ate, ate epples and bene-nes



**G**  
I like to ate, ate, ate epples and bene-nes

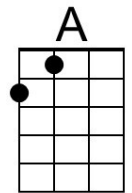
**D7** **G** **D7**  
I like to eat, eat, eat eeples and beenee-nees



**G** **A**  
I like to eat, eat, eat eeples and beenee-nees

**E7** **A** **E7**  
And I like to ite, ite, ite ipples and bini-nis

**A**  
I like to ite, ite, ite ipples and bini-nis



**E7** **A** **E7**  
I like to ote, ote, ote, oplles and bono-nos

**A**  
I like to ote, ote, ote, oplles and bono-nos

**E7** **A** **E7**  
And I like to ute, ute, ute upples and bunu-nus

**A E7 A**  
I like to ute, ute, ute upples and bunu-nus.

Bari

The box contains four guitar chord diagrams labeled G, D7, E7, and A. The G diagram shows an open string, 3rd fret on D, and 2nd fret on G. The D7 diagram shows 2nd fret on D, 3rd fret on G, and 2nd fret on A. The E7 diagram shows 1st fret on E, 2nd fret on G, and 3rd fret on B. The A diagram shows 2nd fret on D, 2nd fret on E, and 3rd fret on A.