

# Mairzy Doats (Milton Drake, Al Hoffman and Jerry Livingston, 1943) (C)

## Intro (4 measures) Dm7 G7 C G7

### Chorus

C Gdim7

Mairzy doats and dozy doats, and liddle lamzy divey,

Dm7 G7 C G7

A kiddley divey too, wouldn't you?

C Gdim7

Mairzy doats and dozy doats, and liddle lamzy divey,

Dm7 G7 C

A kiddley divey too, wouldn't you?

Gm7 C7 Gm7 C7

If the words sound queer, and funny to your ear,

F

A little bit jumbled and jivey,

Am7 D7 Am7 D7

Sing " Mares eat oats and does eat oats

G Dm7 G7

And little lambs eat ivy.

Dm7 G7 C G7

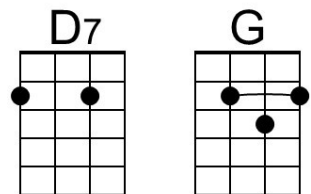
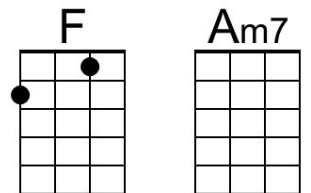
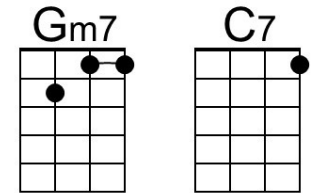
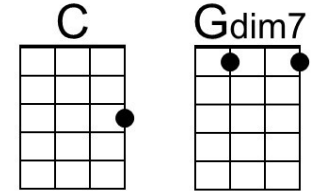
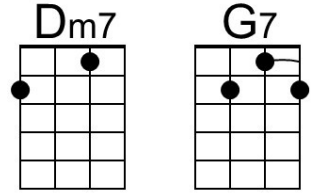
A kid will eat ivy too wouldn't you?" Oh!

## Repeat Chorus (2x)

### Outro

Dm7 G7 C

A kiddley divey too, wouldn't you?



Bari

A grid of ten guitar chord diagrams for Bari guitar, arranged in two rows of five. The chords are: Dm7, G7, C, Gdim7, Gm7 (top row); C7, F, Am7, D7, G (bottom row).

# Mairzy Doats (Milton Drake, Al Hoffman and Jerry Livingston, 1943) (G)

## Intro (4 measures) Am7 D7 G D7

### Chorus

**G** **Ddim7**

Mairzy doats and dozy doats, and liddle lamzy divey,

**Am7** **D7** **G** **D7**

A kiddley divey too, wouldn't you?

**G** **Ddim7**

Mairzy doats and dozy doats, and liddle lamzy divey,

**Am7** **D7** **G** **D7**

A kiddley divey too, wouldn't you?

**Dm7** **G7** **Dm7** **G7**

If the words sound queer, and funny to your ear,

**C**

A little bit jumbled and jivey,

**Em7** **A7** **Em7** **A7**

Sing " Mares eat oats and does eat oats

**D** **Am7** **D7**

And little lambs eat ivy.

**Am7** **D7** **G** **D7**

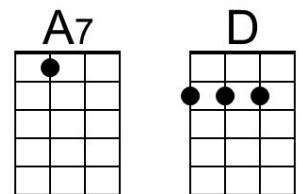
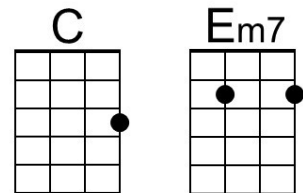
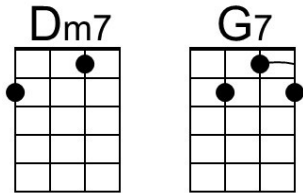
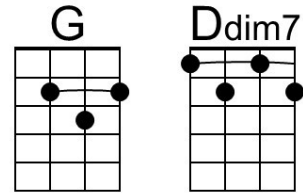
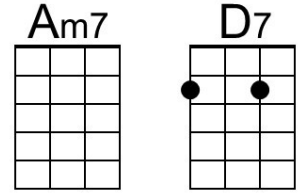
A kid will eat ivy too wouldn't you?" Oh!

## Repeat Chorus

### Outro

**Am7** **D7** **G**

A kiddley divey too, wouldn't you?



**Bari**

Am7: 2nd fret on 4th string, 3rd fret on 5th string.  
D7: 2nd fret on 2nd string, 3rd fret on 3rd string, 2nd fret on 4th string, 3rd fret on 5th string.  
G: 3rd fret on 5th string.  
Ddim7: 2nd fret on 2nd string, 3rd fret on 3rd string, 2nd fret on 4th string, 3rd fret on 5th string.  
Dm7: 2nd fret on 2nd string, 3rd fret on 3rd string, 2nd fret on 4th string, 3rd fret on 5th string.  
G7: 3rd fret on 5th string.  
C: Open strings, 3rd fret on 5th string.  
Em7: Open strings, 2nd fret on 4th string, 3rd fret on 5th string.  
A7: 2nd fret on 2nd string, 3rd fret on 3rd string, 2nd fret on 4th string, 3rd fret on 5th string.  
D: 2nd fret on 2nd string, 3rd fret on 3rd string, 2nd fret on 4th string, 3rd fret on 5th string.