

# Ob-La-Di, Ob-La-Da (Paul McCartney & John Lennon, 1968) (C)

Ob-La-Di, Ob-La-Da by The Beatles (in Bb)

**Intro** | C C C G7 | C | C | C | C |

C G G7 C  
Desmond has a barrow in the market place. Molly is the singer in a band.

C7 F  
Desmond says to Molly, "Girl, I like your face"

C G7 C  
And Molly says this as she takes him by the hand

**Chorus**

C Em Am C G7 C  
Ob-la-di, ob-la-da, life goes on, bra, La la how that life goes on.

C Em Am C G7 C  
Ob-la-di, ob-la-da, life goes on, bra, La la how that life goes on.

C G  
Desmond takes a trolley to the jeweller's store

G7 C  
Buys a twenty carat golden ring

C7 F  
Takes it back to Molly waiting at the door,

C G7 C  
And as he gives it to her she begins to sing. **Chorus**

**Bridge**

F C Csus2 C C7  
In a couple of years they have built a home sweet home

F C G7  
With a couple of kids running in the yard of Desmond and Molly Jones.

C G  
Happy ever after in the market place,

G7 C  
Desmond lets the children lend a hand

C7 F  
Molly stays at home and does her pretty face

C G7 C  
And in the evening she still sings it with the band, yeah! **Chorus** **Bridge**

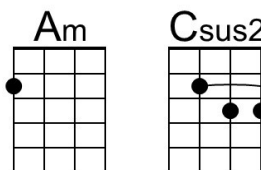
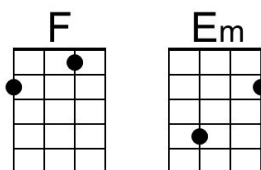
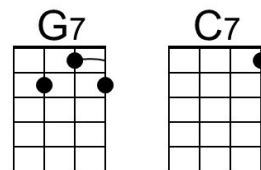
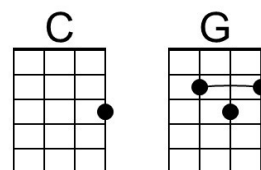
C G G7 C  
Happy ever after in the market place, *Molly* lets the children lend a hand

C7 F  
*Desmond* stays at home and does *his* pretty face

C G7 C  
And in the evening *she's* a singer with the band, yeah! **Chorus**

**Outro**

G7 C  
And if you want some fun, sing ob-la-di-bla-da!



**Bari**

Diagram for C: Open strings, 2nd fret on D string, 3rd fret on G string.

Diagram for G: 3rd fret on D string, 2nd fret on G string, 3rd fret on B string.

Diagram for G7: 3rd fret on D string, 2nd fret on G string, 3rd fret on B string, 4th fret on E string.

Diagram for C7: Open strings, 2nd fret on D string, 3rd fret on G string, 4th fret on B string.

Diagram for F: 1st fret on D string, 2nd fret on G string, 3rd fret on B string, 4th fret on E string.

Diagram for Em: 2nd fret on D string, 2nd fret on G string, 2nd fret on B string.

Diagram for Am: Open strings, 2nd fret on D string, 2nd fret on G string, 2nd fret on B string.

Diagram for Csus2: Open strings, 2nd fret on D string, 3rd fret on G string, 2nd fret on B string.

# Ob-La-Di, Ob-La-Da (Paul McCartney & John Lennon, 1968) (G)

Ob-La-Di, Ob-La-Da by The Beatles (in Bb)

**Intro** | G G G D7 | G | G | G | G |

G D D7 G  
Desmond has a barrow in the market place. Molly is the singer in a band.

G7 C  
Desmond says to Molly, "Girl, I like your face"

G D7 G  
And Molly says this as she takes him by the hand

## Chorus

G Dm Em G D7 G  
Ob-la-di, ob-la-da, life goes on, bra, La la how that life goes on.

G Dm Em G D7 G  
Ob-la-di, ob-la-da, life goes on, bra, La la how that life goes on.

G D  
Desmond takes a trolley to the jeweller's store

D7 G  
Buys a twenty carat golden ring

G7 C  
Takes it back to Molly waiting at the door,

G D7 G  
And as he gives it to her she begins to sing. **Chorus**

## Bridge

C G Gsus2 G G7  
In a couple of years they have built a home sweet home

C G D7  
With a couple of kids running in the yard of Desmond and Molly Jones.

G D  
Happy ever after in the market place,

D7 G  
Desmond lets the children lend a hand

G7 C  
Molly stays at home and does her pretty face

G D7 G  
And in the evening she still sings it with the band, yeah! **Chorus** **Bridge**

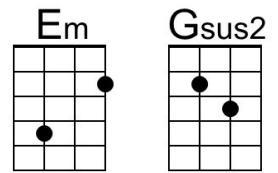
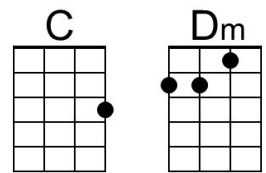
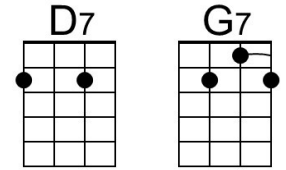
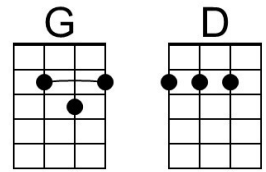
G D D7 G  
Happy ever after in the market place, *Molly* lets the children lend a hand

G7 C  
*Desmond* stays at home and does *his* pretty face

G D7 G  
And in the evening *she's a singer with the band*, yeah! **Chorus**

## Outro

D7 G  
And if you want some fun, sing ob-la-di-bla-da!



## Bari

