

# Scales – Do, Re, Mi, Fa, So, La, Ti, Do

**F Y I:**

<b>Do</b>	<b>Re</b>	<b>Mi</b>	<b>Fa</b>	<b>So</b>	<b>La</b>	<b>Ti</b>	<b>Do</b>
1	2	3	4	5	6	7	8 [1 <sup>2</sup> ]

<b><i>Ascending</i></b>	<b><i>Descending</i></b>
Do, Re, Mi, Re, Do Re, Mi, Fa, Mi, Re Mi, Fa, So, Fa, Mi Fa, So, La, So, Fa So, La, Ti, La, So La, Ti, Do, Ti, Do	La, Ti, Do, Ti, Do So, La, Ti, La, So Fa, So, La, So, Fa Mi, Fa, So, Fa, Mi Re, Mi, Fa, Mi, Re Do, Re, Mi, Re, Do

<b><i>Ascending</i></b>	<b><i>Descending</i></b>
Do, Re, Mi, Fa, So, La, Ti, Do.	Do, Ti, La, So, Fa, Mi, Re, Do.

## Intervals

<b>1 – 3</b> Do, Mi, Mi. Do, Mi, Mi.	<b>3 - 5</b> Mi, So, So. Mi, So, So.	<b>2 - 4</b> Re, Fa, Fa. Re, Fa, Fa.	<b>6 - 7</b> La, Ti, Ti La, Ti, Ti
--	--	--	--

<b><i>Each Note for One Beat:</i></b>	<b><i>Intervals:</i></b>
So, Do, La, Fa, Mi, Do, Re So, Do, La, Fa, Mi, Do, Re	5 1 6 4 3 1 2
So, Do, La, Te, Do, Re, Do So, Do, La, Te, Do, Re, Do	5 1 6 4 1 <sup>2</sup> 2 <sup>2</sup> 1 <sup>2</sup>

<b><i>Each Note for Two Beats:</i></b>	<b><i>Intervals:</i></b>
So, Do, La, Fa, Mi, Do, Re So, Do, La, Fa, Mi, Do, Re	5 1 6 4 3 1 2
So, Do, La, Te, Do, Re, Do So, Do, La, Te, Do, Re, Do	5 1 6 4 1 <sup>2</sup> 2 <sup>2</sup> 1 <sup>2</sup>



# Do-Re-Mi from "The Sound of Music" (G)

Richard Rodgers & Oscar Hammerstein II, 1959 – [Do-Re-Mi](#) by Julie Andrews

2/2 Time – Tempo ♩ = 72

## Intro (2 measures) D

**D**  
Let's start at the very beginning.

**D**  
A very good place to start.

**D7** **G**  
When you read you begin with A, B, C.

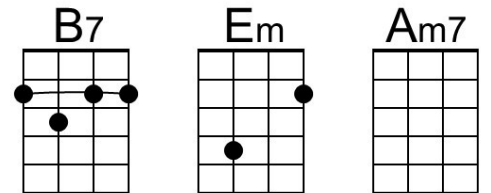
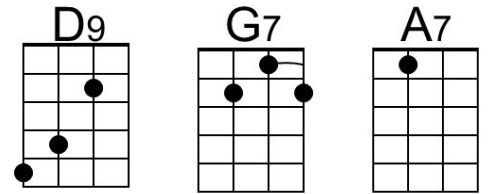
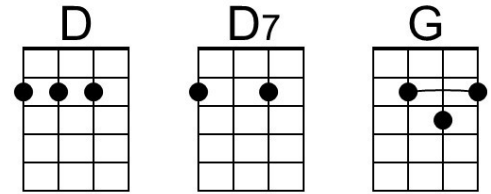
**D7** **G D G D G**  
When you sing you be-gin with do-re-mi.

**G D G G**  
Do-re-mi? Do-re-mi.

**D D7 G D7 G**  
The first three notes just happen to be:

**G D G G**  
Do-re-mi! Do-re-mi!

**G D7**  
Do-re-mi-fa-so-la-ti.



## Refrain

**G** **G**  
Doe, a deer, a female deer.

**D7** **D7**  
Ray, a drop of golden sun.

**G** **G**  
Me, a name I call myself.

**D9** **D9**  
Far, a long long way to run.

**G G7 C**  
Sew, a needle pulling thread.

**A7** **D**  
La, a note to follow sew.

**B7** **Em | G7**  
Tea, a drink with jam and bread.

**Bari**

A collection of guitar chord diagrams for Bari guitar style, arranged in a 3x3 grid. The chords are: D, D7, G (top row); D9, G7, A7 (middle row); B7, Em, Am7 (bottom row).

**C Am7 D7 G D**  
1. That will bring us back to do - oh - oh - oh!  
**Repeat Refrain**

**Am7 D7 G**  
2. That will bring us back to do!  
**F G7 C**  
\_ Do - re - mi - fa - so - la - ti - do. So - do!

# Do-Re-Mi from "The Sound of Music" (C)

(Richard Rodgers & Oscar Hammerstein II, 1959) – [Do-Re-Mi](#) by Julie Andrews

2/2 Time – Tempo ♩ = 72

## Intro (2 Measures) G

**G** **G**  
Let's start at the very beginning. A very good place to start.

**G7** **C**  
When you read you begin with A, B, C.

**G7** **C G C G C C G C C**  
When you sing you be-gin with do-re-mi. Do-re-mi? Do-re-mi.

**G** **G7** **C** **G7 C C G C C**  
The first three notes just happen to be: Do-re-mi! Do-re-mi!

**C** **G7**  
Do-re-mi-fa-so-la-ti.

## Refrain

**C** **C**  
Doe, a deer, a female deer.

**G7** **G7**  
Ray, a drop of golden sun.

**C** **C**  
Me, a name I call myself.

**G9** **G9**  
Far, a long long way to run.

**C** **C7** **F**  
Sew, a needle pulling thread.

**D7** **G**  
La, a note to follow sew.

**E7** **Am | C7**  
Tea, a drink with jam and bread.

---

**F** **G7** **C** **G**  
1. That will bring us back to do - oh - oh - oh!

**Repeat Refrain**

---

**F** **G7** **C**  
2. That will bring us back to do!

**F** **G7** **C**  
\_ Do - re - mi - fa - so - la - ti - do. So - do!

# Do-Re-Mi from "The Sound of Music" (G)

Richard Rodgers & Oscar Hammerstein II, 1959 – [Do-Re-Mi](#) by Julie Andrews

2/2 Time – Tempo ♩ = 72

## Intro (2 measures) D

**D** **D**  
Let's start at the very beginning. A very good place to start.

**D7** **G**  
When you read you begin with A, B, C.

**D7** **G D** **G D G** **G D G** **G**  
When you sing you be-gin with do-re-mi. Do-re-mi? Do-re-mi.

**D** **D7** **G** **D7 G** **G D G** **G**  
The first three notes just happen to be: Do-re-mi! Do-re-mi!

**G** **D7**  
Do-re-mi-fa-so-la-ti.

## Refrain

**G** **G**  
Doe, a deer, a female deer.

**D7** **D9 D7**  
Ray, a drop of golden sun.

**G** **G**  
Me, a name I call myself.

**D9** **D9**  
Far, a long long way to run.

**G** **G7** **C**  
Sew, a needle pulling thread.

**A7** **D**  
La, a note to follow sew.

**B7** **Em | G7**  
Tea, a drink with jam and bread.

---

**C** **Am7** **D7** **G** **D**  
1. That will bring us back to do - oh - oh - oh!

**Repeat Refrain**

---

**Am7** **D7** **G**  
2. That will bring us back to do!

**F** **G7** **C**  
\_ Do - re - mi - fa - so - la - ti - do. So - do!