

The UkeQuestors

Hobbs Island Pit Stop

981 Hobbs Island Rd SE, Huntsville, AL 35803

At the corner of Hobbs Island Rd SE & Hegia Burrow Rd SE

Nov. 12, 2022

Playlist

Play That Ukulele

The Glow-Worm

Three Little Birds & Hakuna Matata Medley

100 Year Old Moon Medley

Deep in the Heart of 'Bama

Dem Bones

Ukulele Lounge

Blue Hawaii

Love Is A Rose

Sweet Georgia Brown

Play That Ukulele – Pete McCarty (C)

An example of the 12-bar blues with optional Boogie Woogie Strum Pattern¹

Intro

C	C	C	C - C7
F	F	C	C
G7	F	C	C - G7

C **C** **C** ↓↓↓↓ **C7** ↓↓↓↓

Play that ukulele, play it all day long

F **F** **C** ↓↓↓↓ **C7** ↓↓↓↓

Play that ukulele, play it all day long

G7 **F** **C** ↓↓↓↓ **G7** ↓↓↓

Now play that ukulele until the cows come home

C **C** **C** **C** ↓↓↓↓ **C7** ↓↓↓↓

Now, if your're playin' ukulele, you know you can't do no wrong

F **F** **C** ↓↓↓↓ **C7** ↓↓↓↓

If you're playin' ukulele, you know you can't do no wrong

G7 **F** **C** ↓↓↓↓ **G7** ↓↓↓

'Cuz when you're playin' ukulele, you're spreadin' that love from a-bove

C **C** **C** ↓↓↓↓ **C7** ↓↓↓↓

I love my ukulele, I play it night and day

F **F** **C** ↓↓↓↓ **C7** ↓↓↓

Love my ukulele, I play it night and day

G7 **F** **C** ↓↓↓↓ **C**↓ **G7**↓ **C**↓

Cuz only ukulele can make me feel this way! (1 downstroke each chord)

¹ [How to Shuffle Strum on Ukulele \("Boogie Woogie Style"\)](#) by Stu Fuchs ("Ukulele Zen")

The Glow-Worm ("Das Glühwürmchen") (G)

Heinz Bolten-Backers, 1902; English lyrics by Lilla Cayley Robinson, ca. 1905

Expanded and revised by Johnny Mercer for [The Glow-Worm](#) by the Mills Brothers (1952)

Adaptation by Theresa Miller

Instrumental Intro

Strum Pattern: D D u d d

G C Am G D7 G ↓ - D7 ↓

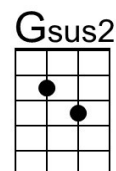
~~Light the path be-low, a-bove, and lead us on to love.~~

G D7 D G
Shine, little glow worm, glimmer, glimmer. Shine, little glow worm, glimmer, glimmer.

G D7 D G Gsus2 G
Lead us lest too far we wander. Love's sweet voice is calling yon - der.

G D7 D G
Shine, little glow worm, shimmer, shimmer. Hey there, don't get dimmer, dimmer.

G C Am G D7 G ↓ D7 ↓
Light the path be-low, a-bove. And lead us on to love.

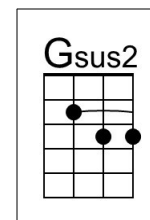


G D7 G
Glow, little glow worm, fly of fire. Glow like an incan-descent wire.

G D7 D G
Glow for the female of the species. Turn on the AC and the DC.

G D7 D G Gsus2 G
This night could use a little brightnin'. Light up, you little ol' bug of light - nin'.

G C Am G D7 G - D7
When you gotta glow, you gotta glow. Glow, little glow worm, glow.



G D7 G
Glow, little glow worm, glow and glimmer. Swim through the sea of night, little swimmer.

G D7 D G Gsus2 G
Thou aeronautical boll weevil. Illuminate yon woods pri - meval.

G D7 D G
See how the shadows deepen, darken. You and your chick should get to sparkin'.

G C Am G D7 G - D7
I got a gal that I love so. Glow, little glow worm, glow.

G D7 D G
Glow little glow worm, turn the key on. You are equipped with tail-light neon.

G D7 D G
You got a cute vest-pocket flasher.¹ Which you can make both slow and faster.

G D7 D G Gsus2 G
I don't know who you took a shine to, or who you're out to make a sign to.

G C Am G D7 G
I got a gay that I love so. Glow, little glow worm, glow.

G D7 D G
Glow, little glow worm, glow.

G D7 D G
Ritard. Glow, little glow worm, glow.

¹ Originally: "Mazda," the name of a brand of light bulbs.

Three Little Birds - Hakuna Matata Medley (C)

Bob Marley / Elton John & Tim Rice.

Three Little Birds by Bob Marley - Hakuna Matata from "The Lion King"

Arrangement Theresa Miller – Chuck strum (DUXU)

Intro Instrumental lines one and two (with doo-doo-doo, (*echo*) or TABS*

C | **C7** **F** **C**
 Don't worry, ----- about a thing ----- 'Cause every little thing, ----- is gonna be al-right.
C | **C7** **F** **C**
 Singin' don't worry, ----- about a thing ----- 'Cause every little thing, ----- is gonna be al-right.

C **G** **F**
 Rise up this mornin', smile with the rising sun. Three little birds, perch by my doorstep.
C **G7** **F** ↓ ↓ **C** **G7** **C**
 Singin' sweet songs, of melodies pure and true. Sayin', this is my message, to you – oo – ou.

C **F C** **F** **D7** **G7**
 Hakuna matata, what a wonder-ful phrase. Hakuna ma-tata ain't no passing craze.
E7 **Am** **F** **D**
 ___ It means no wor-ries for the rest of your days.
C **G7** | **G7** ↓ **C**
 It's our problem-free phi-losophy. **Tacet** Hakuna ma-tata.

C | **C7**
 _ Don't worry, (*hakuna matata*) about a thing (*it's a wonderful phrase*).
F **C**
 'Cause every little (*hakuna matata*) is gonna be all (*no passing craze*).

E7 **Am** **F** **D**
 It means no worries for the rest of your days
C **G7** | **G7** ↓ **C** | **C7**
 It's our problem-free (*don't worry*) phi-losophy (*'bout a thing*). Hakuna ma-tata.

F **C** **C7**
 'Cause every little thing, is gonna be al-right. Hakuna ma-tata.
F **C** ↓ **G7** ↓ **C** ↓
 Every little thing, is gonna be al-right. Ha-kuna ma-tata.

***TABS for response line of chorus**

C ↓ ↓ **C** ↓ ↓ **F** ↓ ↓ **C** ↓ ↓
 A-----+-----+-----+-----+-----+-----+-----+-----+-----+-----+
 E-----3--0-----+-----3--0--0--0-----+-----+-----+-----+-----3--0--0--0-----+
 C--- 0--2--0-----0-----+---0--2--0-----2-----+-----+-----+-----0--2--0-----2-----+
 G-----+-----+-----+-----+-----+-----+-----+-----+-----+-----+

100 Year Old Moon Medley (C)

Songs published between 1908 and 1912 – Arrangement by Theresa Miller

Moonlight Bay by the American Quartet (1912) – Moonlight Bay by Leon Redbone (2004)

Shine On, Harvest Moon by Macdonough & Stevenson (1908) – Shine On, Harvest Moon by Leon Redbone

By The Light of the Silvery Moon by Billy Murray & the Haydn Quartet (1909) – By The Light of the Silvery Moon by Al Jolson (1946)

Instrumental Intro

C G7 C#dim7 G7 ↓ **Tacet** C | F7 C

As we sang love's old sweet song on Moonlight Bay.

Tacet C Cdim7 C Dm C Cdim7 C

We were sailing a-long on Moonlight Bay,

C#dim7 G7 C C#dim7 G7

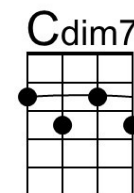
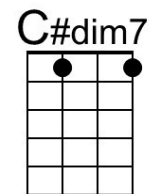
You could hear the voices ringing – They seemed to say,

Tacet C F C Dm C Cdim7 C

"You have stolen my heart, now don't go 'way"

G7 C#dim G7 C | F7 C

As we sang Love's Old Sweet Song on Moonlight Bay.



C G7 C

Oh, won't you [-or- (Tabs) C string 0, 2 E string 0]

A7 D7 D

Shine on, shine on harvest moon up in the sky

G7 C Cdim7 F C

I ain't had no lovin' since January, February, June or July

A7 D7 D

Snow time ain't no time to stay outdoors and spoon

G7 C F7 C

So shine on, shine on, harvest moon for me and my gal.

C Cdim7 C

By the light (*not the dark but the light*)

C7 F A7 D7

Of the silvery moon, (*not the sun but the moon*)

G7 C#dim7 G7

I wanna spoon, (*not knife, but spoon*)

C C#dim7 G7

To my honey, I'll croon love's tune

C Cdim7 C

Honey moon, (*not the sun but the moon*)

C7 F A7 Dm

Keep a-shinin' in June (*not July but June*)

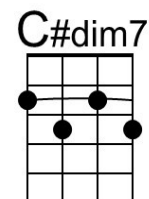
Tacet C ↓ Dm ↓ C ↓

Your silvery beams will bring love's dreams,

Am D7 G7 C F7 C

We'll be cuddlin' soon - By the silvery moon. **Tremolo**

Bari



Deep in the Heart of 'Bama (June Hershey & Don Swander, 1941) (C)*Version 3 – Lyrics by Theresa Miller and Doug Anderson, 2022***Intro** C | G7 | C | G7 Strum Pattern: UDUD UDUD or UDUchuck UDUchuck

C

The New Year's sky: a big Moon Pie, (↓ ↓ ↓ ↓)

G7

In Mobile Ala-bama.

G7

The meteor showers fall many hours, (↓ ↓ ↓ ↓)

C | C

Over the skies of 'Bama.

C

Mag-nolia blooms are like perfume; (↓ ↓ ↓ ↓)

G7

It sure is sweet in 'Bama.

G7

The folks all drawl and call you "Y'all", (↓ ↓ ↓ ↓)

C | A7

Deep in the heart of 'Bama. – **Key change** –

D

The football teams! The fans all scream! (↓ ↓ ↓ ↓)

A7

All over Ala-bama.

A7

And eat a peach at Old Orange Beach: (↓ ↓ ↓ ↓)

D | D

Gulf Shores of Ala-bama.

D

The Yellow Hammer makes quite a clamor, (↓ ↓ ↓ ↓)

A7

Deep in the heart of 'Bama.

A7

The gators splash, and crash, and thrash, (↓ ↓ ↓ ↓)

D | D

From North to South in 'Bama.

D

For Rockets and Space, this is the place: (↓ ↓ ↓ ↓)

A7

In Huntsville, Ala-bama

A7

And our Uke Fest is just the best. (↓ ↓ ↓ ↓)

D

Camp by the lake in "Bama.

A7 D A7 D | A7 ↓ D ↓

__ Deep in the Heart of 'Bama. Welcome to Ala-bama!

Dem Bones (“Dry Bones”) (D)

James Weldon Johnson & John Rosamond Johnson, before 1928

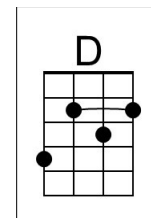
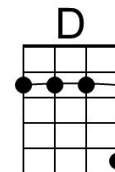
The lyrics were inspired by Ezekiel 37:1–14

[Dem Bones](#) by Fred Waring and the Pennsylvanians (1947) (Video)

[Dem Dry Bones](#) by the Delta Rhythm Boys (1950)

[Dry Bones](#) by The Four Lads (1968) -- [Dem Bones](#) by Gospel Harmony Quartet (1981)

*This is a good song for using Barre Chords.
Optional chord voicing for C-Tuning: 333x – G Tuning: x232*



Instrumental Intro

D A7 D
Oh, hear the word of the Lord.

D A7 D
E-ze-kiel cried “Dem Dry Bones!” E-ze-kiel cried, “Dem Dry Bones!”
D G D A7 D
E-ze-kiel cried, “Dem Dry Bones!” Oh, hear the word of the Lord.

D D#
The foot bone connected to the leg bone. The leg bone connected to the knee bone.
E F
The knee bone connected to the thigh bone. The thigh bone connected to the back bone.
F# G
The back bone connected to the neck bone. The neck bone connected to the head bone.
G D7 G
Oh, hear the word of the lord.

G D7 G
Dem bones, dem bones, gonna walk aroun'. Dem bones, dem bones, gonna walk aroun'.
G C G D7 G
Dem bones, dem bones, gonna walk aroun', Oh, hear the word of the Lord

G Gb
The head bone connected to the neck bone. The neck bone connected to the back bone.
F E
The back bone connected to the thigh bone. The thigh bone connected to the knee bone.
Eb D
The knee bone connected to the leg bone. The leg bone connected to the foot bone.
D A7 D
Oh, hear the word of the Lord.

D A7 D
Dem bones, dem bones, gonna walk aroun'. Dem bones, dem bones, gonna walk aroun'.
D G D A7 D
Dem bones, dem bones, gonna walk aroun', Oh, hear the word of the Lord

D D A7 G | D D D A7 ↓ | D ↓
Oh, hear _ the word of the Lord.

“[Dry Bones](#)” is a separate although similar folk song.

Ukulele Lounge (C)

Ukulele Lounge (Live) by Jona Lewie (G) from "Ukephoric: The London Uke Festival 2009"
Arrangement by Theresa Miller

Twelve-bar blues in C (with boogie woogie shuffle pattern¹)

↓ = Single Down Strum

Intro

C	C	C	C - C7
F	F	C	C
G7	F	C	C - G7

C ↓↑ **C7** ↓↑ **C** ↓↑ **C7**
Ukulele left, Ukulele right. Everybody got their uku-lele all night

F **C**
At the Ukulele Lounge, at the Ukulele Lounge,
G7 **F** **F7** **C** | **G7** |
Get your ukulele and ukulele all night long.

C ↓↑ **C7** ↓↑ **C** ↓↑ **C7**
Ukulele up, Ukulele down, Ukulele in and shake it all around

F **C**
At the Ukulele Lounge, at the Ukulele Lounge.
G7 **F** **F7** **C** | **G7** |
Get your ukulele and ukulele all night long.

Instrumental

C ↓↑ **C7** ↓↑ **C** ↓↑ **C7**
Ukulele in, ukulele out, ukulele upside-down and about.

F
At the Ukulele Lounge (*at the Ukulele Lounge*),
C
at the Ukulele Lounge (*at the Ukulele Lounge*)
G7 **F** **F7** **C** | **G7** |
Ukulele, baby, and ukulele all night long.

C
At the Ukulele Lounge, (*at the Ukulele Lounge*),
C7

at the Ukulele Lounge, (*at the Ukulele Lounge*)
F **F7** **C**

At the Ukulele Lounge, (*at the Ukulele Lounge*)
C7

at the Ukulele Lounge (*at the Ukulele Lounge*)

G7 **F7** **C** | **C7**
Get your ukulele and ukulele all night long. *Dig it, baby.*

¹ [How to Shuffle Strum on Ukulele \("Boogie Woogie Style"\)](#) by Stu Fuchs ("Ukulele Zen")

Blue Hawai'i (Leo Robin and Ralph Rainger, 1936) (G)

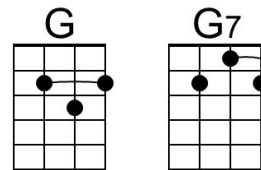
Blue Hawaii by Elvis Presley from "Blue Hawaii" (1961) (Ab @ 82)

Blue Hawaii by Bing Crosby from "Waikiki Wedding" (1937) (A @ 86)

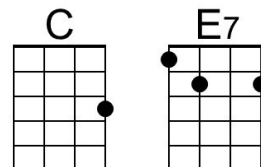
100 BPM

Intro (Chords for last line of Chorus)

G G7 C G E7 A7
 Night and you ___ and blue Ha-wai`i, the night is heavenly
 D7 G | Am7 - D7

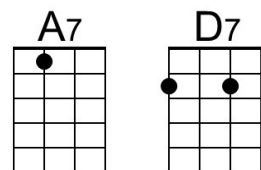


___ And you are heaven to me
 G G7 C G E7 A7
 Lovely you ___ and blue Ha-wai`i, with all this loveliness
 D7 G - C | G - G7
 ___ There should be love.

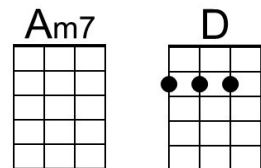


Chorus

C | C | G
 Come with me, while the moon is on the sea.
 A7 Am7 | D7 |
 The night is young, and so are we.



G G7 C G
 Dreams come true ___ in blue Ha-wai`i,
 E7 A7
 And mine could all come true



D7 G C G - G7
 1. ___ This magic night of nights with you. **Repeat from Chorus**

D7 G C G | F# - G
 2. ___ This magic night of nights with you. **[Slide]**

Baritone

Eight baritone guitar chord diagrams: G (open strings, 3rd fret 2nd string, 3rd fret 4th string), G7 (open strings, 3rd fret 2nd string, 3rd fret 4th string, 3rd fret 5th string), C (open strings, 2nd fret 4th string, 3rd fret 5th string), E7 (open strings, 2nd fret 1st string, 2nd fret 2nd string, 2nd fret 4th string, 2nd fret 5th string), A7 (open strings, 2nd fret 1st string, 2nd fret 2nd string, 2nd fret 4th string, 2nd fret 5th string), D7 (open strings, 2nd fret 1st string, 2nd fret 2nd string, 2nd fret 4th string, 2nd fret 5th string), Am7 (open strings, 2nd fret 1st string, 2nd fret 2nd string, 2nd fret 4th string, 2nd fret 5th string), and D (open strings, 2nd fret 1st string, 2nd fret 2nd string, 2nd fret 4th string, 2nd fret 5th string).

Love is a Rose (Neil Young, 1974) (C)
Love Is A Rose by Linda Ronstadt (1975) (C @ 145)

4/4 Time – 136 BPM

Intro (4 down strums) C ↓ ↓ ↓ ↓

Chorus

C F C
 Love is a rose but you better not pick it.

G C
 Only grows when it's on the vine.

C F C
 Handful of thorns and you'll know you've missed it.

G C
 Lose your love when you say the word "mine."

Last time: C ↓ ↓ ↓ ↓ |

F C
 I wanna see what's never been seen.

G C
 I wanna live that age-old dream.

F C
 Come on, boy, let's go together,

G C
 Let's take the best right now.

C G C
 Take the best right now. **Chorus**

F C
 I wanna go to an old hoe-down

G C
 Long ago in a western town.

F C
 Pick me up 'cause my feet are dragging,

G C
 Give me a lift and I'll hay your wagon. **Chorus (2x)**

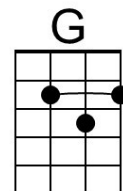
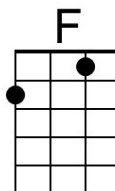
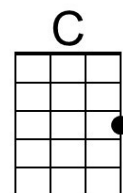
Outro

C ↓ ↓ ↓ ↓ |
 Mine.

C | F C | G C |
 Love is a rose. Love is a rose.

C | F C | G C |
 Love is a rose. Love is a rose.

C | F C | G | C |
 Love is a rose. Love is a rose.



Bari

